



US00D794489S

(12) **United States Design Patent** (10) **Patent No.:** **US D794,489 S**  
**Lasserre** (45) **Date of Patent:** **\*\* Aug. 15, 2017**

(54) **DIAL**  
(71) Applicant: **HARRY WINSTON SA,**  
Plan-les-Ouates (CH)  
(72) Inventor: **Christophe Lasserre,** Genève (CH)  
(73) Assignee: **HARRY WINSTON SA,**  
Plan-les-Ouates (CH)  
(\*\*) Term: **15 Years**

D54,111 S \* 11/1919 McMillan ..... D10/126  
D125,764 S \* 3/1941 Graesser et al. .... D10/1  
D129,370 S \* 9/1941 Duprentuis ..... D10/1  
D150,628 S \* 8/1948 Goodking ..... D10/1  
2,594,820 A \* 4/1952 Stern ..... G04B 19/06  
205/120  
2,604,418 A \* 7/1952 Stern ..... G04B 19/06  
148/244  
D738,525 S \* 9/2015 Muraoka ..... D24/216  
D768,523 S \* 10/2016 Calvani ..... D10/126  
D768,524 S \* 10/2016 Calvani ..... D10/126  
D770,320 S \* 11/2016 Gueit ..... D10/126  
D781,737 S \* 3/2017 Blootacker ..... D10/126

(21) Appl. No.: **29/538,671**

\* cited by examiner

(22) Filed: **Sep. 5, 2015**

*Primary Examiner* — Sandra Snapp

(30) **Foreign Application Priority Data**

(74) *Attorney, Agent, or Firm* — Donald J. Ranft; Collen IP

Mar. 5, 2015 (WO) ..... DM/085763

(51) **LOC (10) Cl.** ..... **10-07**

(52) **U.S. Cl.**  
USPC ..... **D10/123**

(58) **Field of Classification Search**  
USPC ..... D10/1-41, 122-124, 126, 128, 131;  
D14/344, 138 R; D24/167, 186;  
D11/3-7, 40, 43

(57) **CLAIM**

The ornamental design for a dial, as shown and described.

CPC ..... G04B 19/00; G04B 19/06; G04B 19/08;  
G04B 19/10; G04B 19/108; G04B 19/22;  
G04B 19/26; G04B 19/262; G04B 37/00;  
G04B 37/081; G04B 37/084; G04B  
37/05; G04B 37/10; G04B 37/1446;  
G04B 37/1466; G08B 25/016; G04G  
17/00; G04G 17/08; G04D 7/12; G04D  
7/1214

**DESCRIPTION**

FIG. 1 is a front right perspective view of a dial showing my new design;  
FIG. 2 is a front view thereof;  
FIG. 3 is a rear view thereof;  
FIG. 4 is a left side view thereof;  
FIG. 5 is a right side view thereof;  
FIG. 6 is a top view thereof; and,  
FIG. 7 is a bottom view thereof.  
The portions of the dial shown in broken lines form no part of the claimed design.


See application file for complete search history.

(56) **References Cited**

**1 Claim, 4 Drawing Sheets**

**U.S. PATENT DOCUMENTS**

227,415 A \* 5/1880 Covell et al. .... G04B 19/06  
368/232  
D24,689 S \* 9/1895 Jacot ..... D10/1



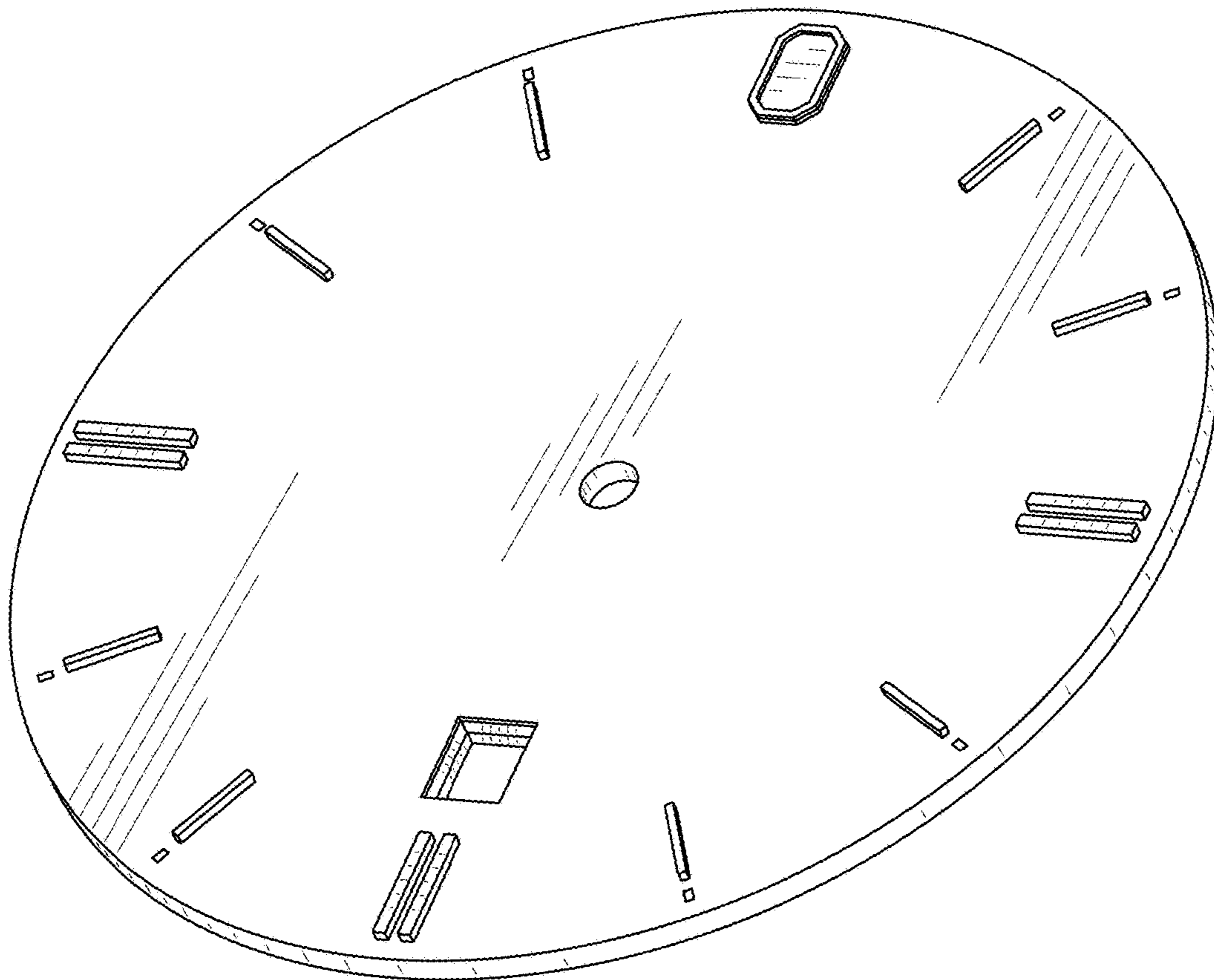


FIG. 1

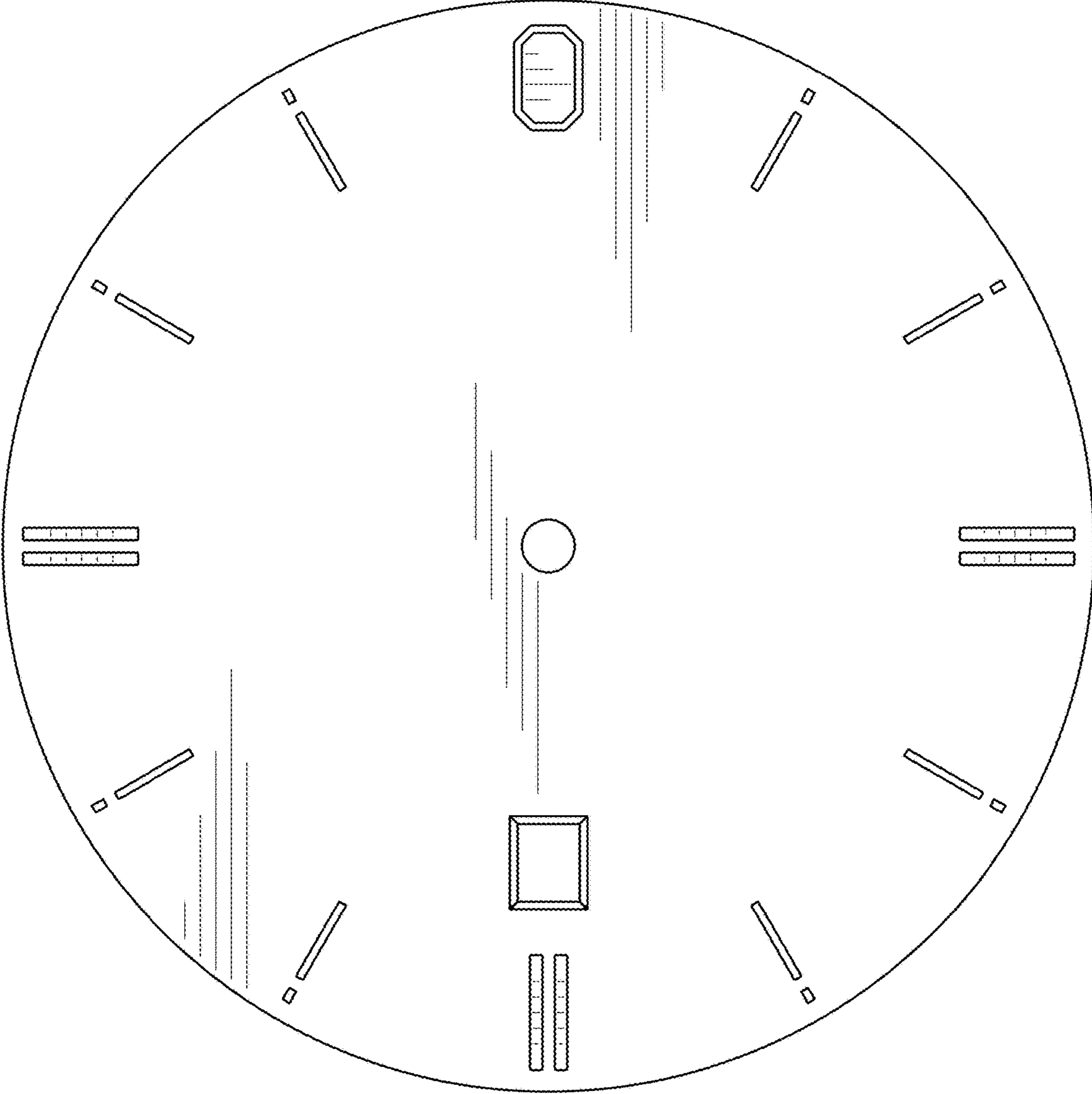


FIG. 2

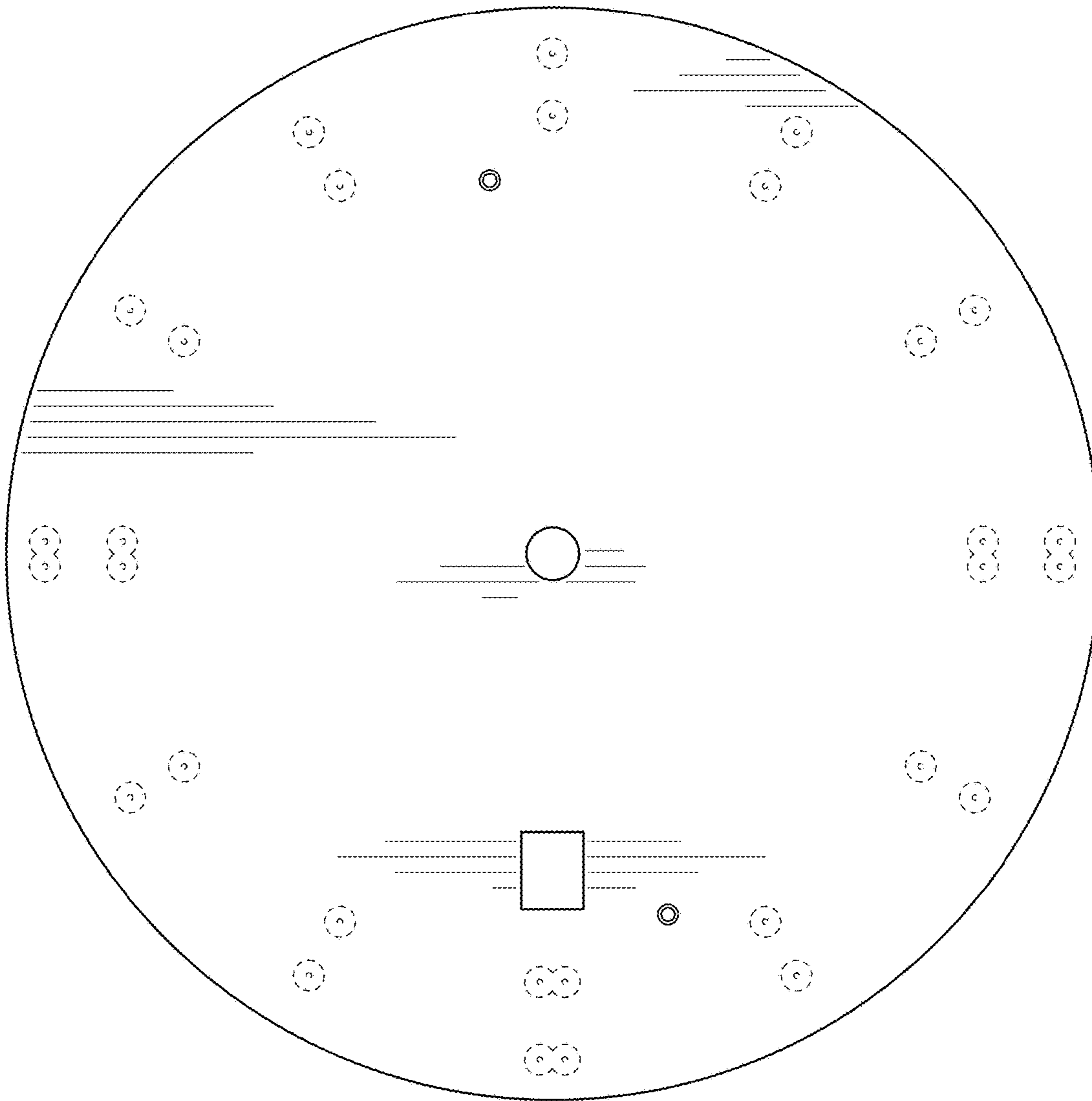


FIG. 3



FIG. 4

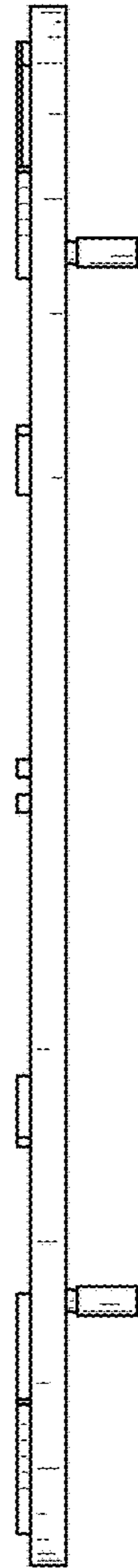


FIG. 5

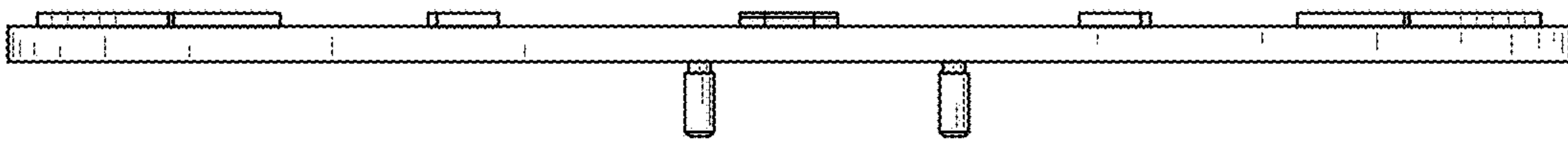


FIG. 6

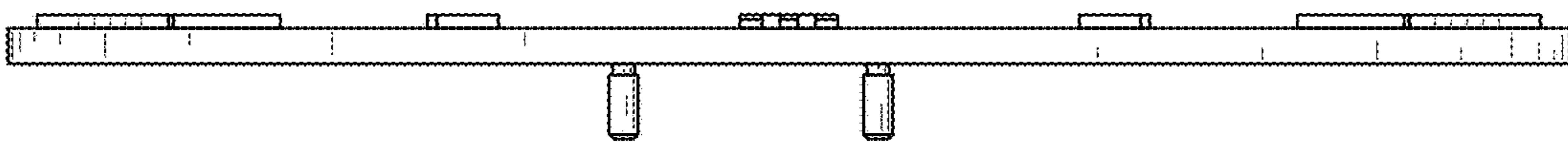


FIG. 7