



US00D794474S

(12) **United States Design Patent** (10) **Patent No.:** **US D794,474 S**
Pape (45) **Date of Patent:** **** Aug. 15, 2017**

(54) **GOLF BALL PACKAGING BAG**

(56) **References Cited**

(71) Applicant: **Schur Star Systems, Inc.**, Oceanside, CA (US)

U.S. PATENT DOCUMENTS

(72) Inventor: **Henrik Pape**, Horsens (DK)

D278,974 S * 5/1985 Ray D9/434
D719,035 S * 12/2014 Martin B65D 75/008
D9/704
D720,237 S * 12/2014 Maglio, Jr. D9/704
D723,935 S * 3/2015 Short D9/704
D753,993 S * 4/2016 Simmons D9/430
D764,940 S * 8/2016 Garcia D9/703
D779,972 S * 2/2017 Yu D9/709

(73) Assignee: **Schur Star Systems, Inc.**, Oceanside, CA (US)

(**) Term: **15 Years**

* cited by examiner

(21) Appl. No.: **29/569,682**

Primary Examiner — Abraham T Bahta

(22) Filed: **Jun. 29, 2016**

(74) *Attorney, Agent, or Firm* — Procopio, Cory, Hargreaves & Savitch LLP

(51) **LOC (10) Cl.** **09-05**

(52) **U.S. Cl.**

(57) **CLAIM**

USPC **D9/710**

(58) **Field of Classification Search**

The ornamental design for a golf ball packaging bag, as shown and described.

USPC D9/702-714, 414-415, 418-419, D9/430-431, 434, 424, 631, 737, 560; 206/236, 242, 286-287, 260, 271, 273, 206/315.1, 315.9; 211/85.3; 229/103.2, 229/87.01, 116.1, 87.05, 87.19, 117.12, 229/100; 150/100, 107, 112, 118; D27/186-191, 183; D3/273, 299-301, D3/232, 276, 295, 303, 226, 240, 315, D3/203.1, 257, 289, 904, 221, 254; 383/105-114, 121.1, 33, 200, 61.1, 42, 383/119-120; D24/118, 121; 426/106; 222/92, 107, 215; D21/789, 796; 224/919

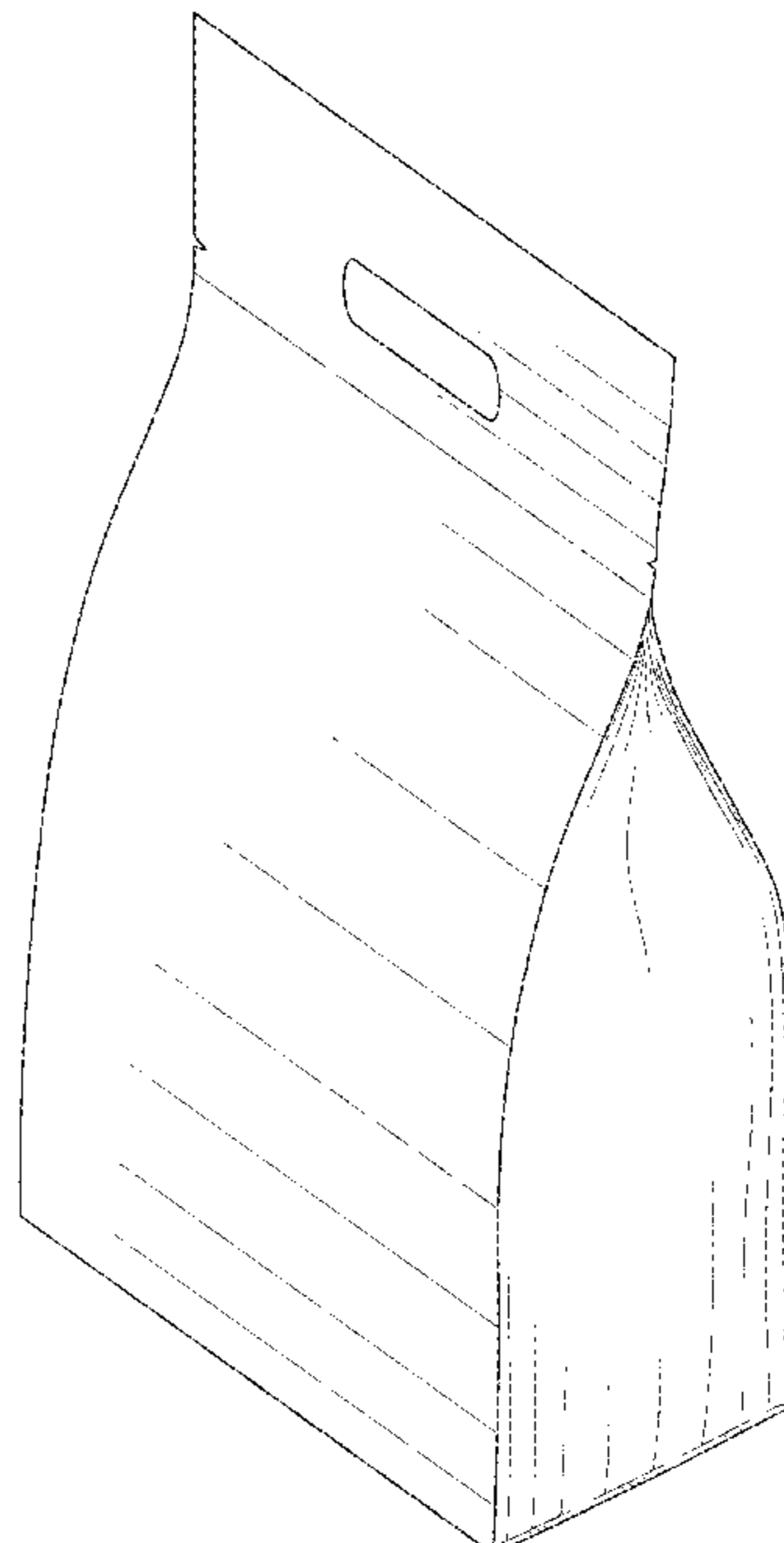
DESCRIPTION

CPC A45C 1/02; B65D 81/00; B65D 65/38; B65D 65/02; B65D 65/00; B65D 33/00; B65D 33/01; B65D 33/04; B65D 33/06; B65D 33/12; B65D 33/16; B65D 33/10; B65D 33/2591

FIG. 1 is a front elevational view of the golf ball packaging bag;
FIG. 2 is a rear elevational view of the golf ball packaging bag;
FIG. 3 is a left side elevational view of the golf ball packaging bag;
FIG. 4 is a right side elevational view of the golf ball packaging bag;
FIG. 5 is a top plan view of the golf ball packaging bag;
FIG. 6 is a bottom plan view of the golf ball packaging bag;
and,
FIG. 7 is a perspective view of a golf ball packaging bag.

See application file for complete search history.

1 Claim, 5 Drawing Sheets






FIG. 1




FIG. 2

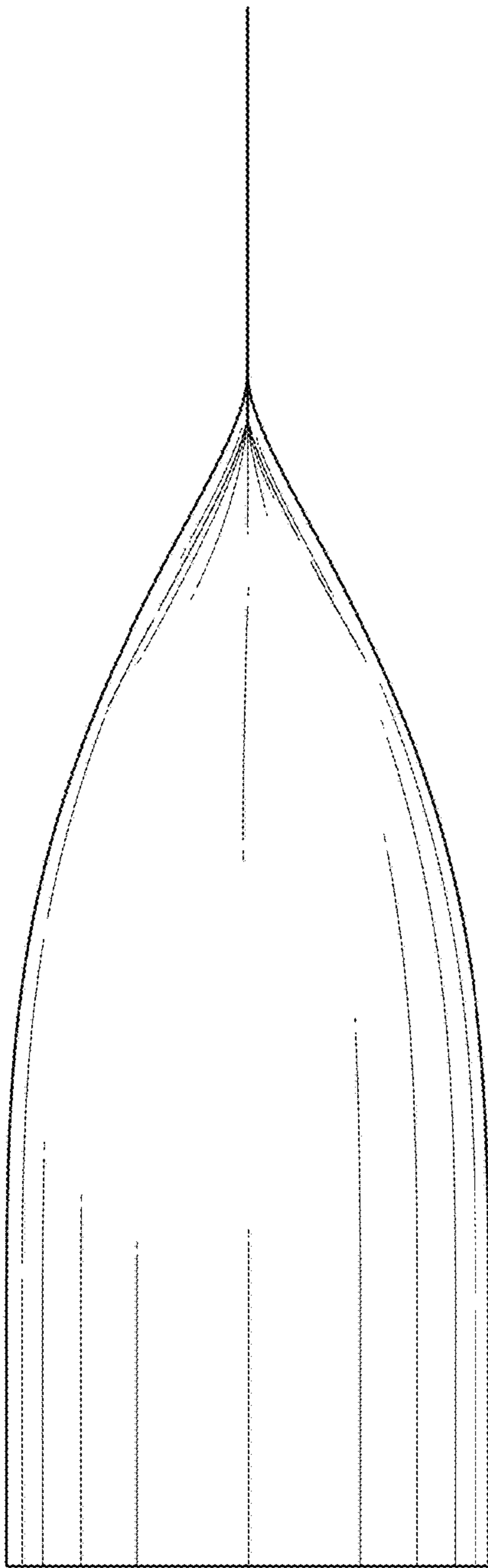


FIG. 3

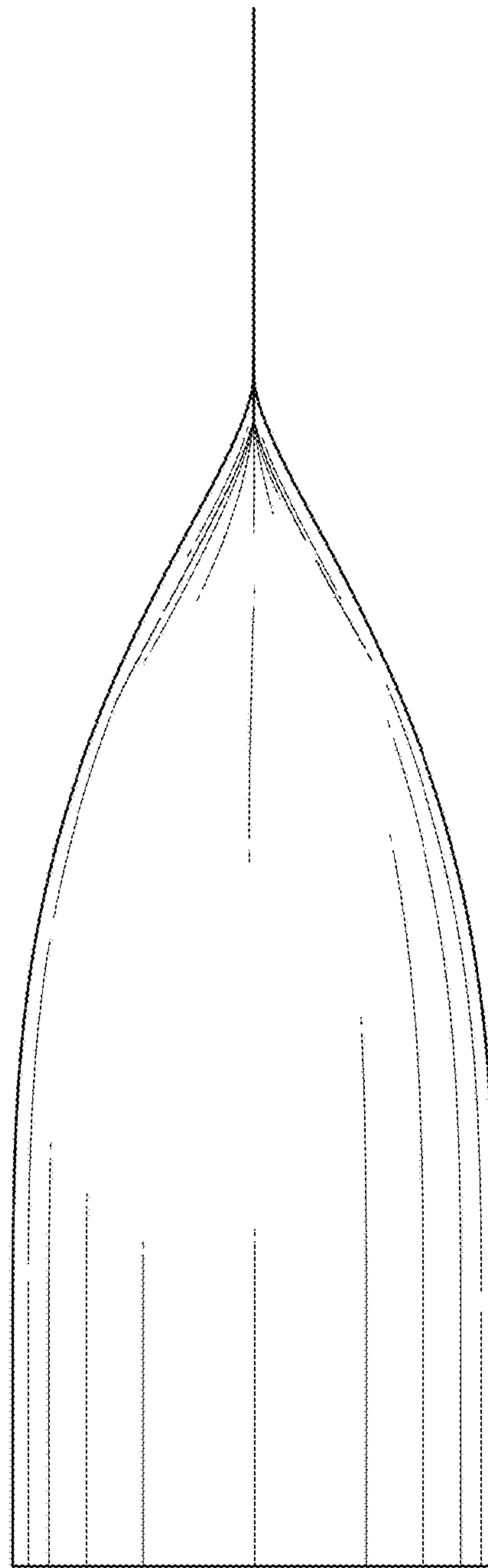


FIG. 4




FIG. 5

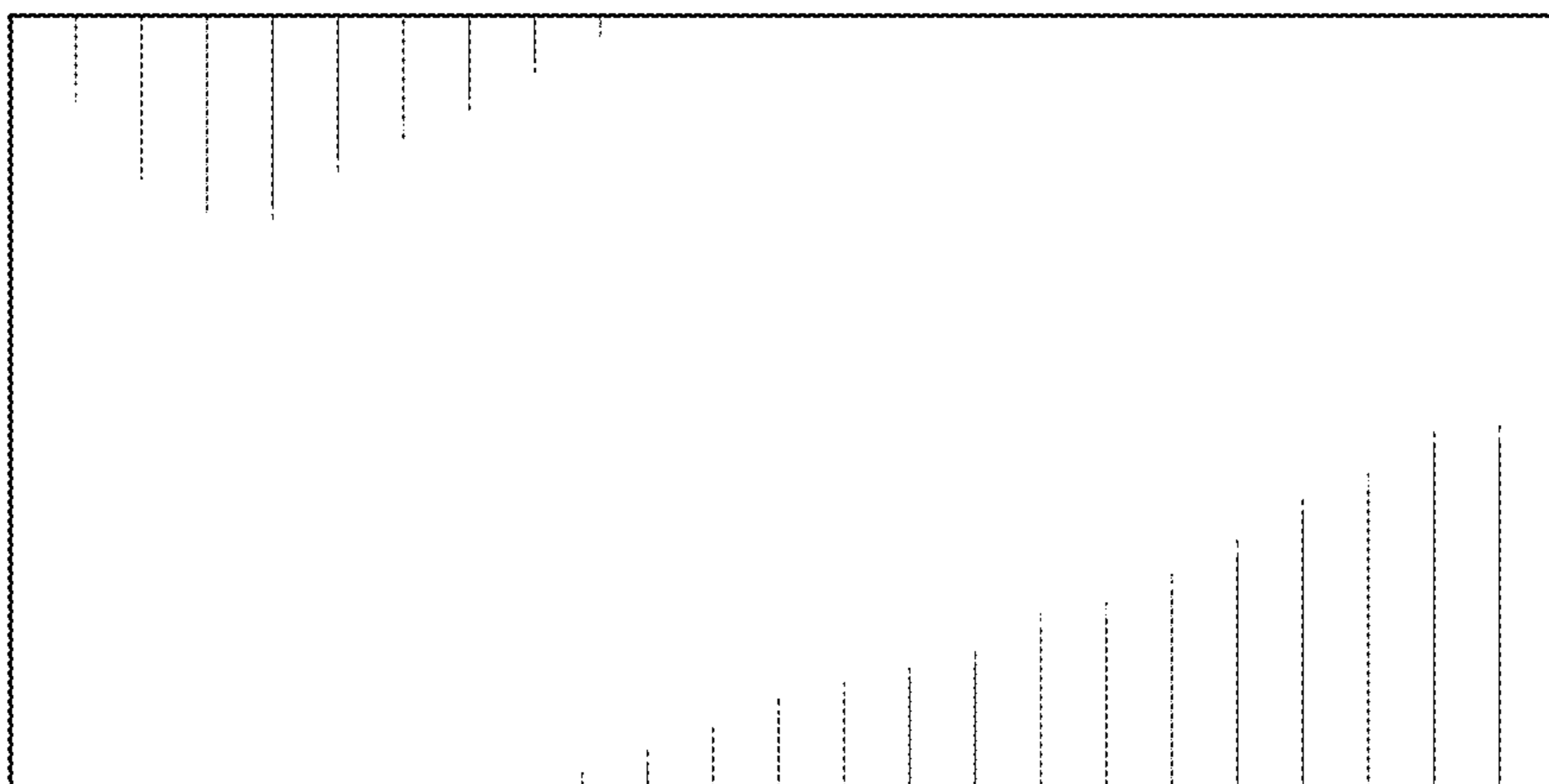


FIG. 6

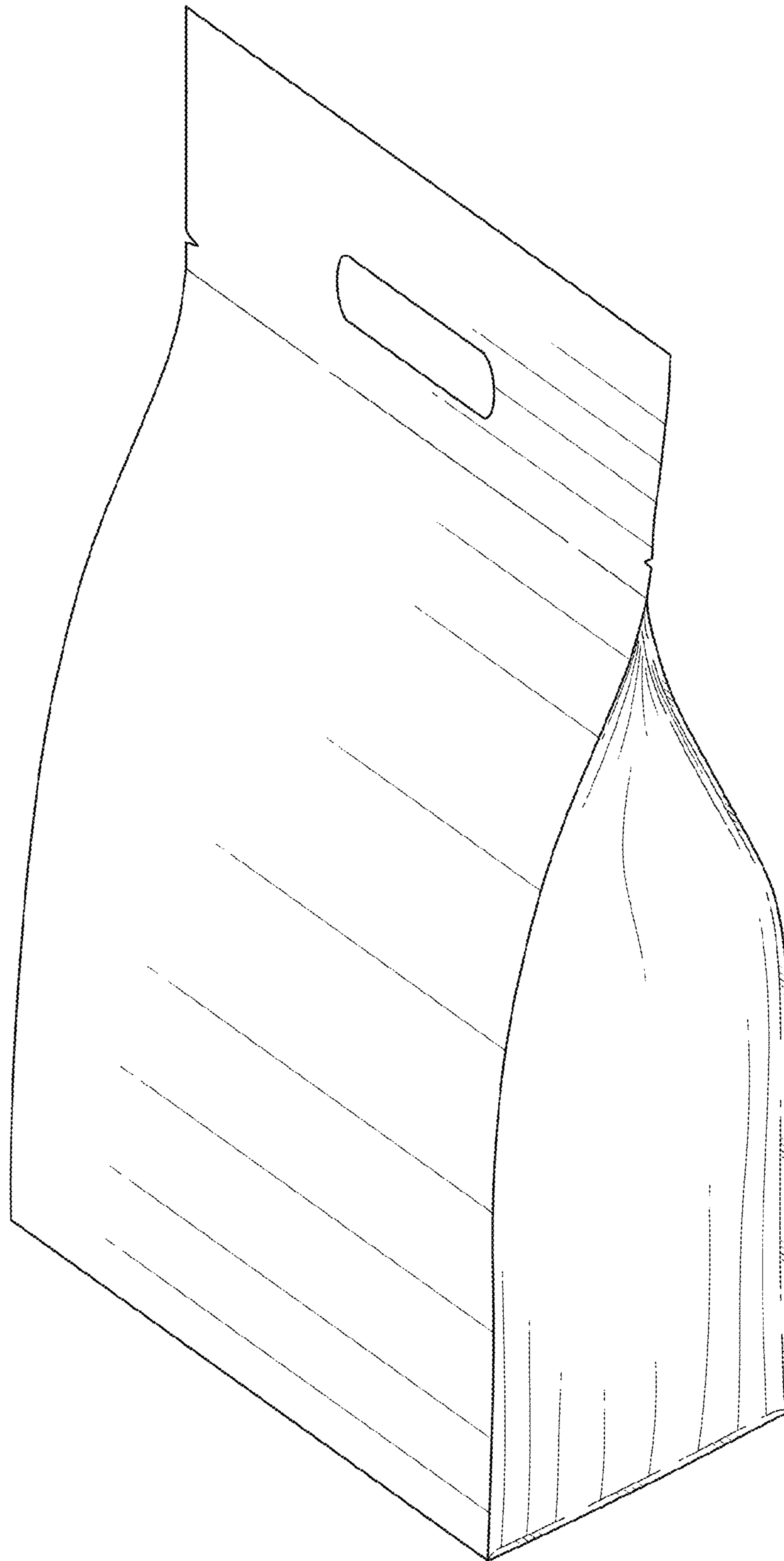


FIG. 7