

US00D794445S

(12) **United States Design Patent**  
**Yourist**

(10) **Patent No.: US D794,445 S**

(45) **Date of Patent: \*\* \*Aug. 15, 2017**

(54) **CONTAINER**

(71) Applicant: **Graham Packaging Company, L.P.**,  
York, PA (US)

(72) Inventor: **Sheldon E. Yourist**, York, PA (US)

(73) Assignee: **GRAHAM PACKAGING**  
**COMPANY, L.P.**, York, PA (US)

(\*) Notice: This patent is subject to a terminal disclaimer.

(\*\*) Term: **15 Years**

(21) Appl. No.: **29/548,960**

(22) Filed: **Dec. 17, 2015**

(51) **LOC (10) Cl.** ..... **09-01**

(52) **U.S. Cl.**

USPC ..... **D9/428**; D9/531; D9/543; D23/211.1

(58) **Field of Classification Search**

USPC ..... D9/516, 520, 523, 528, 530, 531, 540,  
D9/560, 563, 564, 572, 575, 715, 745;  
D23/211.1

CPC . B65D 85/00; B65D 1/12; B65D 1/18; B65D  
1/20; B65D 21/0237; F16N 3/04

See application file for complete search history.

(56) **References Cited**

**U.S. PATENT DOCUMENTS**

3,400,846	A	9/1968	Kelly	
D277,552	S	2/1985	Kung	
D286,615	S	11/1986	Lyons	
4,989,738	A	2/1991	Thayer	
5,114,028	A	5/1992	Ring	
5,299,710	A	4/1994	Welsch	
D371,967	S *	7/1996	Miller	D9/520
D391,165	S	2/1998	Walker	
5,794,818	A	8/1998	Bromwell	
6,029,858	A *	2/2000	Srokose	B65D 1/18 222/143

D428,341	S *	7/2000	Boutin	D9/520
D434,326	S *	11/2000	Smorch	D7/399
D454,789	S *	3/2002	Harvey	D9/524
D573,885	S	7/2008	Considine et al.	
D631,358	S	1/2011	Voelker	
D662,825	S *	7/2012	Murphy	D9/528
D670,170	S	11/2012	Voelker	
D687,712	S *	8/2013	Juna	D9/528
D751,913	S *	3/2016	Secof	D9/520
D767,401	S *	9/2016	Yourist	D9/528

(Continued)

**FOREIGN PATENT DOCUMENTS**

DE 202011052413 U1 1/2012

**OTHER PUBLICATIONS**

U.S. Appl. No. 29/492,243, filed May 25, 2016 Notice of Allowance.

(Continued)

*Primary Examiner* — Ian Simmons

*Assistant Examiner* — Keith Frank

(74) *Attorney, Agent, or Firm* — Baker Botts L.L.P.

(57) **CLAIM**

The ornamental design for a container, as shown and described.

**DESCRIPTION**

FIG. 1 is a perspective view of a container showing our new design;

FIG. 2 is a front view of the container of FIG. 1.

FIG. 3 is a rear view of the container of FIG. 1.

FIG. 4 is a left side view of the container of FIG. 1.

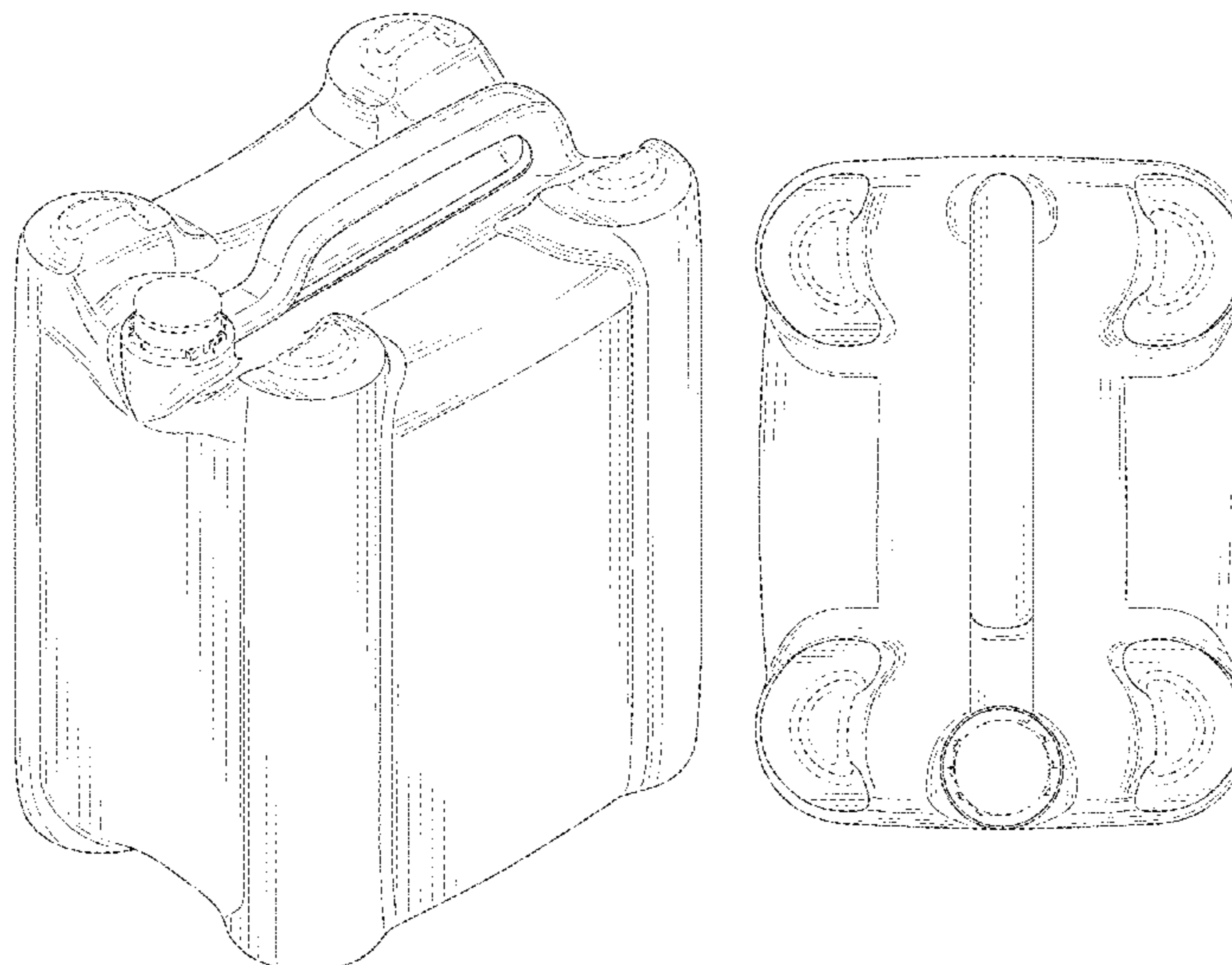
FIG. 5 is a right side view of the container of FIG. 1.

FIG. 6 is a top view of the container of FIG. 1; and,

FIG. 7 is a bottom view of the container of FIG. 1.

The broken lines are shown to indicate unclaimed portions of the container and form no part of the claimed design.

**1 Claim, 7 Drawing Sheets**



(56)

**References Cited**

U.S. PATENT DOCUMENTS

D767,992 S \* 10/2016 Hegarty ..... D9/527  
2007/0023384 A1 \* 2/2007 Janeczek ..... B29C 49/54  
215/373  
2007/0023385 A1 2/2007 Janeczek  
2007/0261983 A1 \* 11/2007 Flanagan-Kent .. B65D 21/0231  
206/510  
2008/0073317 A1 \* 3/2008 Dygert ..... B65D 1/20  
215/397

OTHER PUBLICATIONS

U.S. Appl. No. 29/492,243, filed Apr. 29, 2016 Response after Final Office Action.  
U.S. Appl. No. 14/973,514, filed Dec. 17, 2015.  
U.S. Appl. No. 29/492,243, filed May 29, 2014.  
U.S. Appl. No. 29/548,963, filed Dec. 17, 2015.  
U.S. Appl. No. 29/492,243, Feb. 29, 2016 Final Office Action.  
U.S. Appl. No. 29/492,243, Jan. 22, 2016 Response to Non-Final Office Action.  
U.S. Appl. No. 29/492,243, Oct. 23, 2015 Non-Final Office Action.  
International Search Report and Written Opinion dated Mar. 11, 2016 in International Application No. PCT/US15/66677.

\* cited by examiner

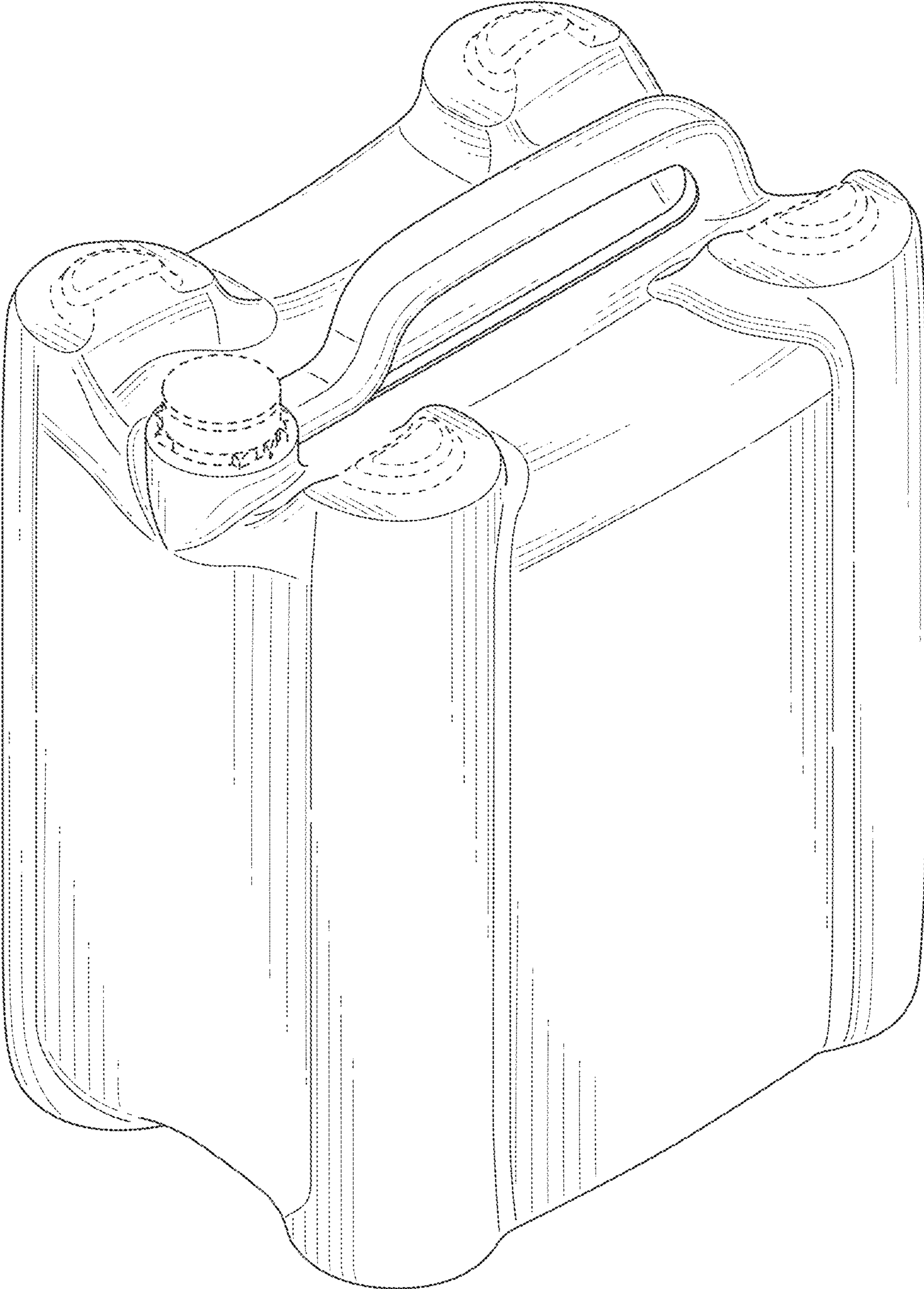


FIG. 1




FIG. 2






FIG. 3

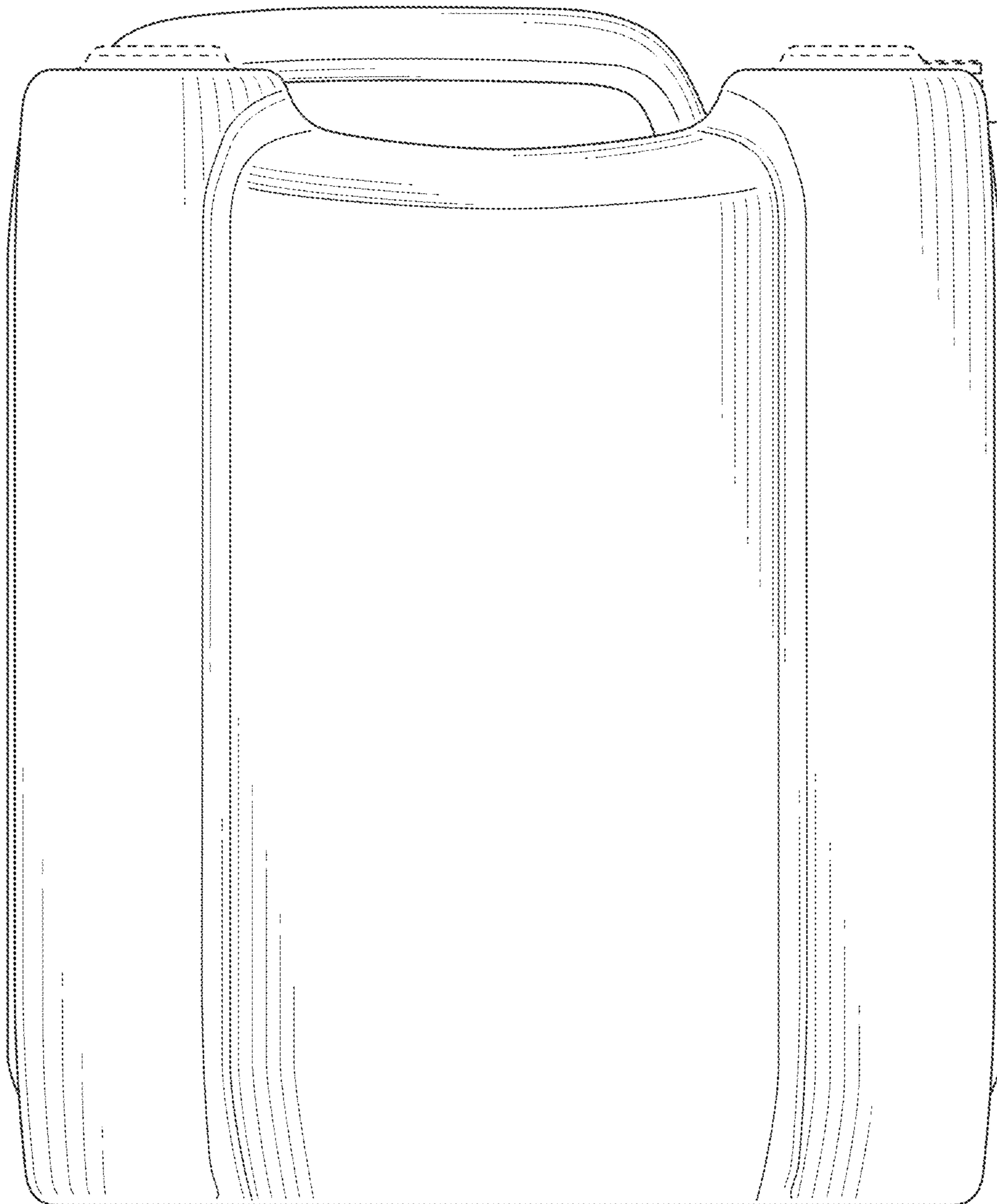


FIG. 4




FIG. 5

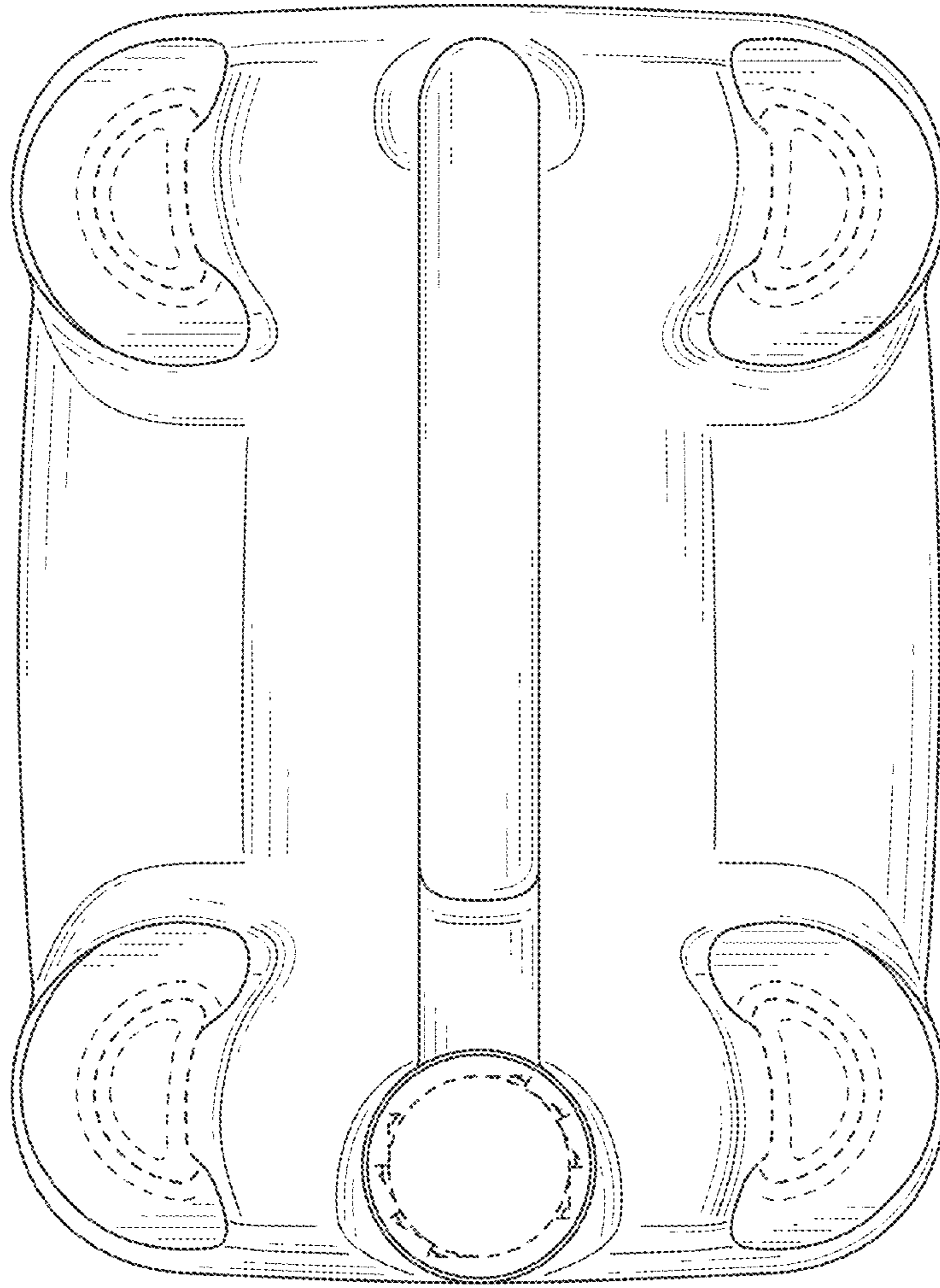


FIG. 6



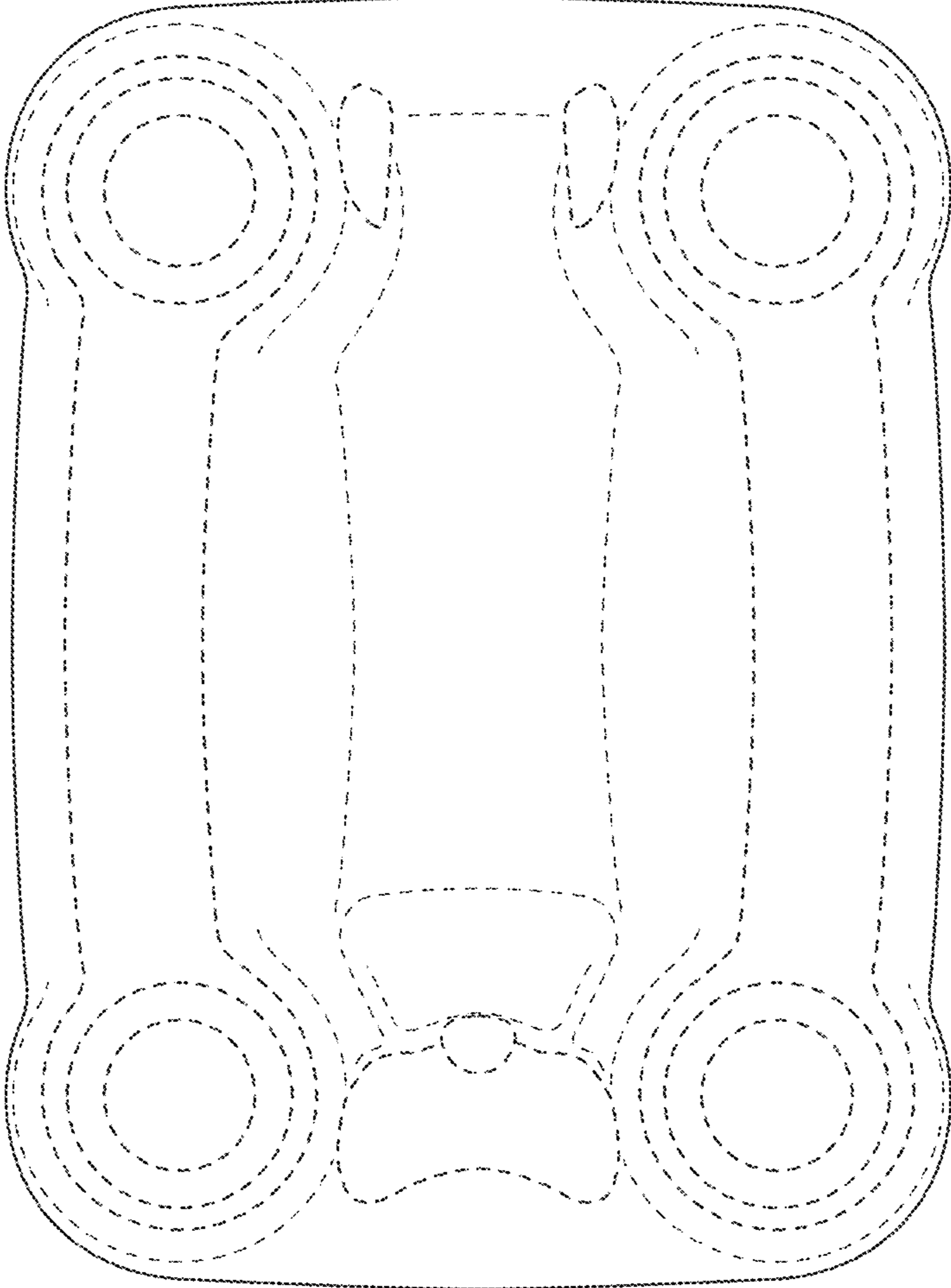


FIG. 7