



US00D794441S

(12) **United States Design Patent** (10) **Patent No.:** **US D794,441 S**
Boston et al. (45) **Date of Patent:** **** Aug. 15, 2017**

(54) **OVER THE COUNTER SUPPLEMENT CONTAINER WITH SURFACE ORNAMENTATION**

(71) Applicant: **The Procter & Gamble Company**, Cincinnati, OH (US)

(72) Inventors: **Kristen T. Boston**, Cincinnati, OH (US); **Jean Martin Campbell**, Cincinnati, OH (US); **Cynthia L. Jones**, Liberty Township, OH (US); **Shelley Renee Scheer**, Cincinnati, OH (US); **Michelle Kartt Sorg**, Loveland, OH (US); **Jennifer Talbot**, Cincinnati, OH (US); **Kari Jean Young**, Cincinnati, OH (US)

(73) Assignee: **The Procter & Gamble Company**, Cincinnati, OH (US)

(**) Term: **15 Years**

(21) Appl. No.: **29/548,976**

(22) Filed: **Dec. 18, 2015**

(51) **LOC (10) Cl.** **09-03**

(52) **U.S. Cl.**
USPC **D9/414**

(58) **Field of Classification Search**
USPC D9/414, 434, 489, 492, 487, 499, 516;
D14/493, 489, 492, 487, 485, 486;
D20/22

See application file for complete search history.

(56) **References Cited**

U.S. PATENT DOCUMENTS

D404,389 S * 1/1999 Mullin D14/493
D461,478 S * 8/2002 Bungert D14/489

(Continued)

Primary Examiner — Rhea Shields

(74) *Attorney, Agent, or Firm* — Amanda Herman; Alexandra S. Anoff

(57) **CLAIM**

The ornamental design for an over the counter supplement container with surface ornamentation, as shown and described.

DESCRIPTION

The present application file contains at least one drawing executed in color. Copies of this patent or patent application publication with color drawings will be provided by the Office upon request and payment of the necessary fee.

FIG. 1 is a perspective view of an over the counter supplement container with surface ornamentation embodying our new design;

FIG. 2 is a front view thereof;

FIG. 3 is a right side view thereof;

FIG. 4 is a rear view thereof;

FIG. 5 is a left side view thereof;

FIG. 6 is a top view thereof;

FIG. 7 is a bottom view thereof;

FIG. 8 is a perspective view of a second embodiment of an over the counter supplement container embodying our new design;

FIG. 9 is a front view thereof;

FIG. 10 is a right side view thereof;

FIG. 11 is rear view thereof;

FIG. 12 is a left side view thereof;

FIG. 13 is a top view thereof;

FIG. 14 is a bottom view thereof;

FIG. 15 is a perspective view of a third embodiment of an over the counter supplement container with surface ornamentation embodying our new design;

FIG. 16 is a front view thereof;

FIG. 17 is a left side view thereof;

FIG. 18 is a rear view thereof;


FIG. 19 is a right side view thereof;

FIG. 20 is a top view thereof; and,

FIG. 21 is a bottom view thereof.

In FIGS. 15 through 19, the shading represents a contrast in color and appearance. In FIGS. 1-5 the dash-dot-dot-dash lines represent the boundaries of the claim. Throughout the

(Continued)



drawings, the broken lines are for the purpose of illustrating environment only and form no part of the claimed design.

**1 Claim, 12 Drawing Sheets
(4 of 12 Drawing Sheet(s) Filed in Color)**

(56)

References Cited

U.S. PATENT DOCUMENTS

D656,016	S	*	3/2012	Hablutzel	D9/434
D661,193	S	*	6/2012	Merchant	D9/516
D689,096	S	*	9/2013	Nagaoka	D14/489
D725,466	S	*	3/2015	Giza	D20/22
D740,320	S	*	10/2015	Sterling	D14/492
D749,945	S	*	2/2016	Katopo	D9/432
D750,484	S	*	3/2016	Boston	D9/434
D751,109	S	*	3/2016	Chetan	D14/487
D751,906	S	*	3/2016	Boston	D9/499
D751,917	S	*	3/2016	Reinmuth	D9/434
D753,486	S	*	4/2016	Boston	D9/434
D754,673	S	*	4/2016	Kim	D14/485
D760,074	S	*	6/2016	Giza	D9/434
D762,122	S	*	7/2016	Spenceman	D9/434
D764,290	S	*	8/2016	Alexander	D9/434
D766,918	S	*	9/2016	Mesguen	D14/485
D768,501	S	*	10/2016	Spenceman	D9/434
D772,711	S	*	11/2016	Uribe	D9/499
D772,712	S	*	11/2016	Uribe	D9/499
D773,300	S	*	12/2016	Uribe	D9/499
D774,092	S	*	12/2016	Vulk	D14/492
D776,537	S	*	1/2017	Uribe	D9/499
D777,035	S	*	1/2017	Uribe	D9/499
D779,516	S	*	2/2017	Pierson	D14/486

* cited by examiner




Fig. 1

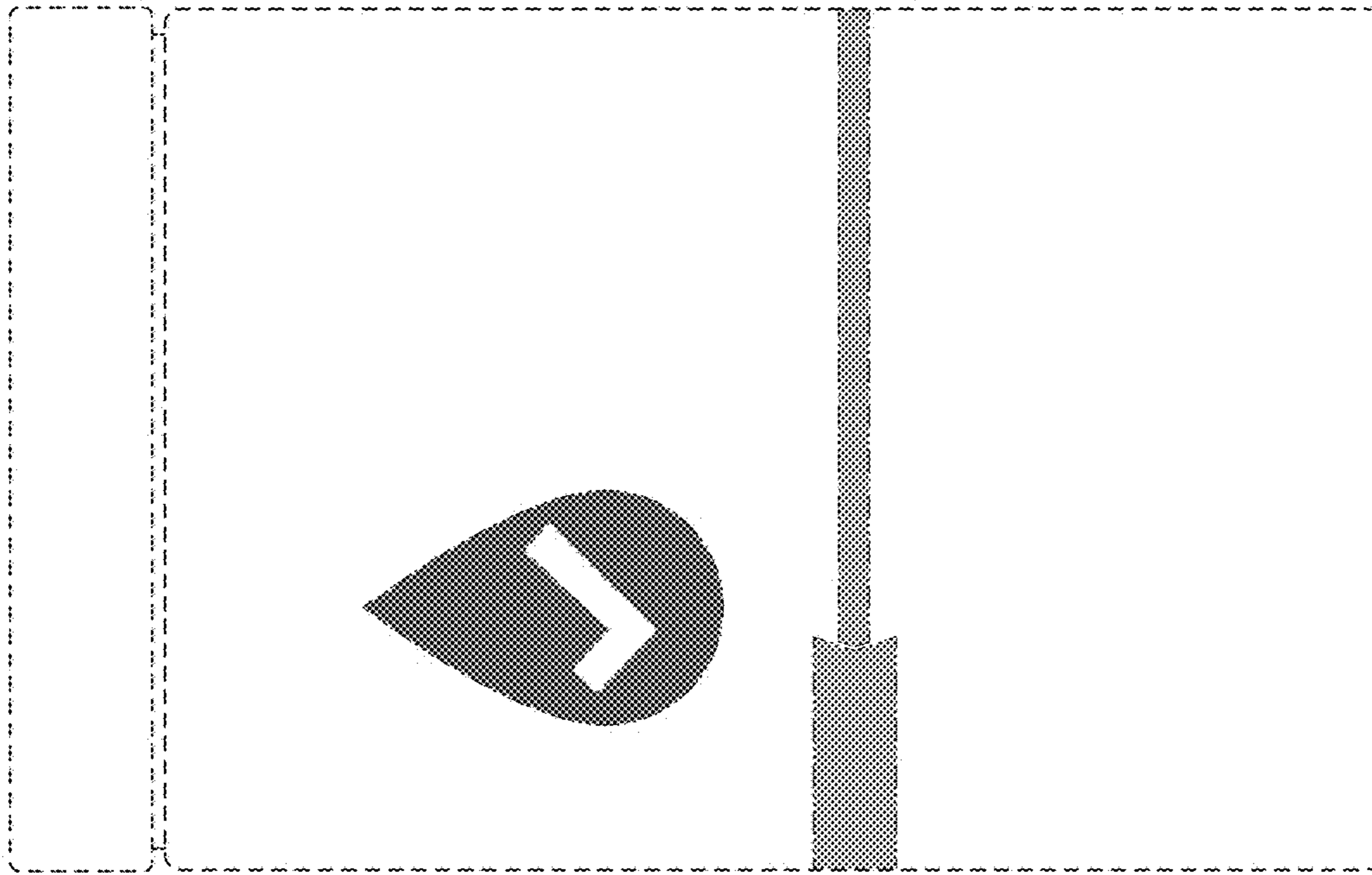


Fig. 3

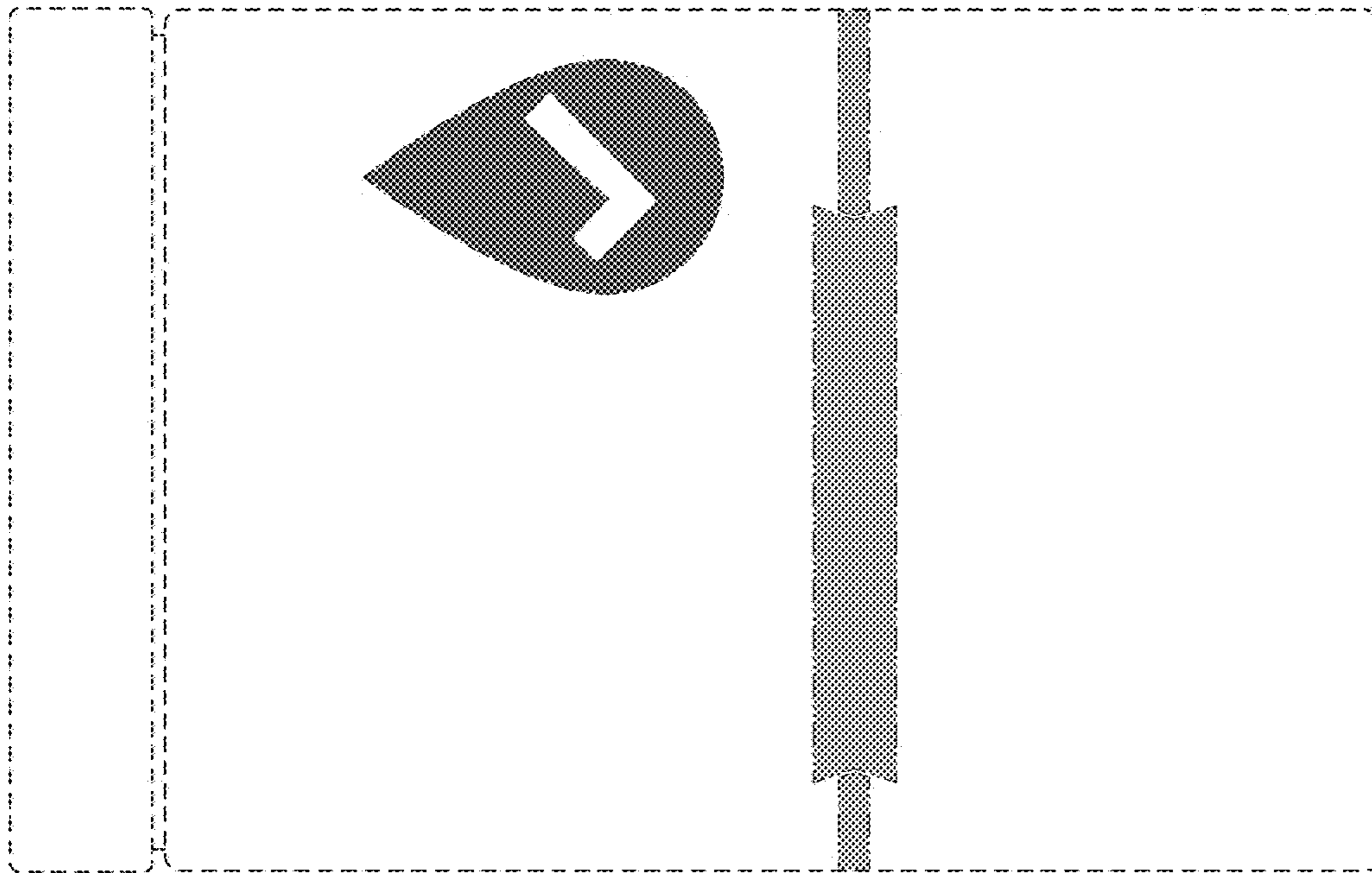


Fig. 2




Fig. 5

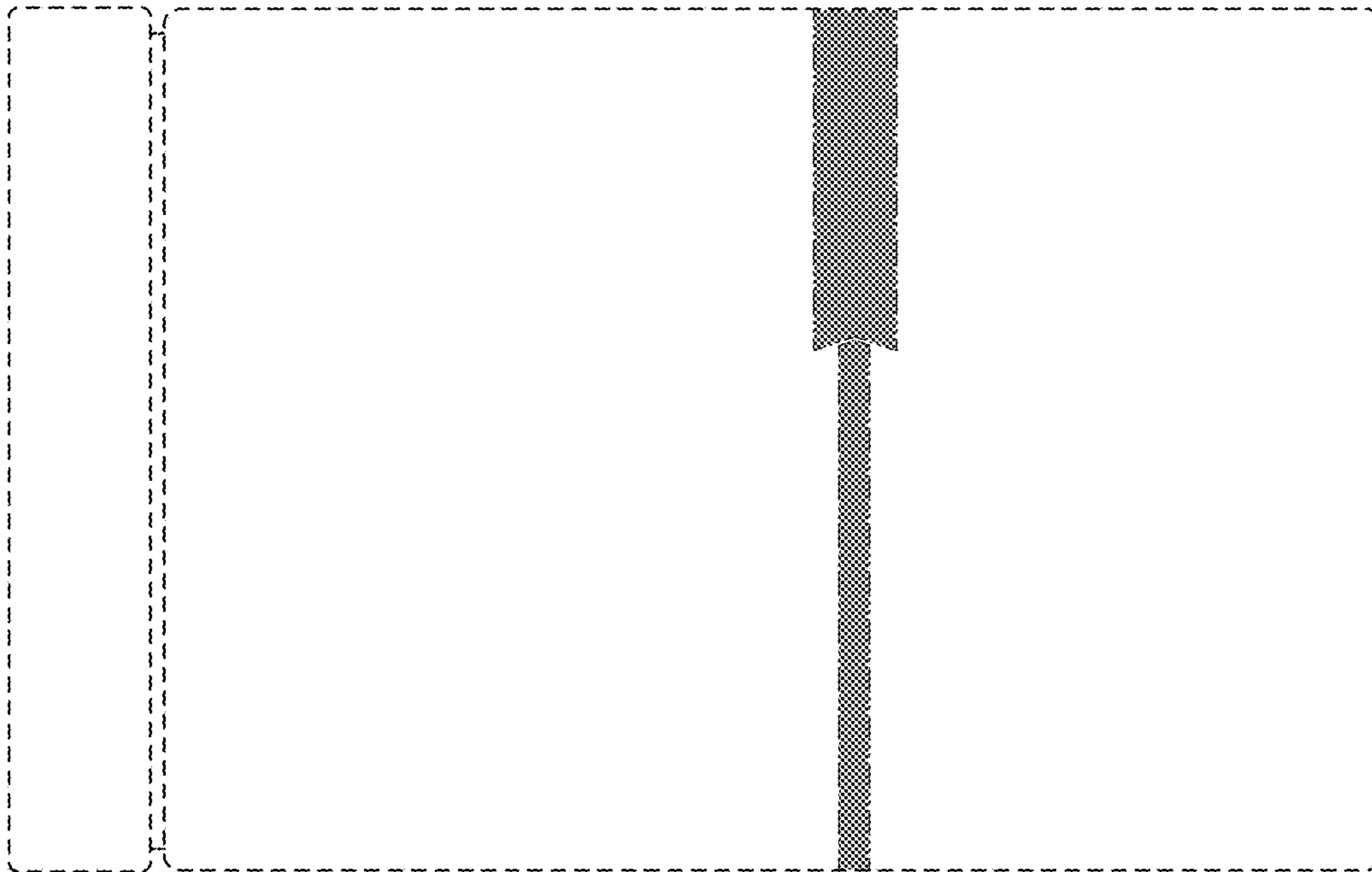


Fig. 4




Fig. 7




Fig. 6




Fig. 8

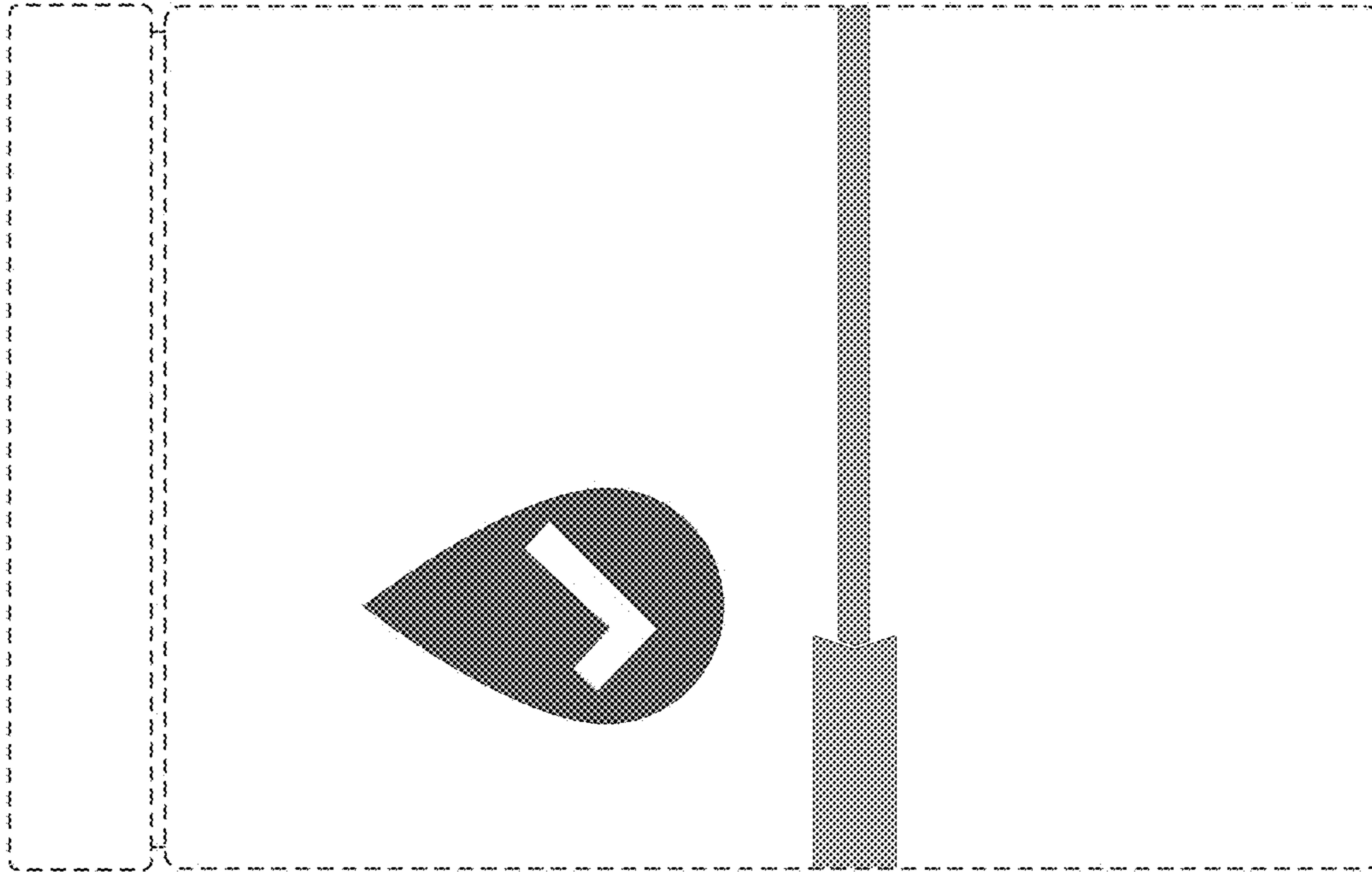


Fig. 9

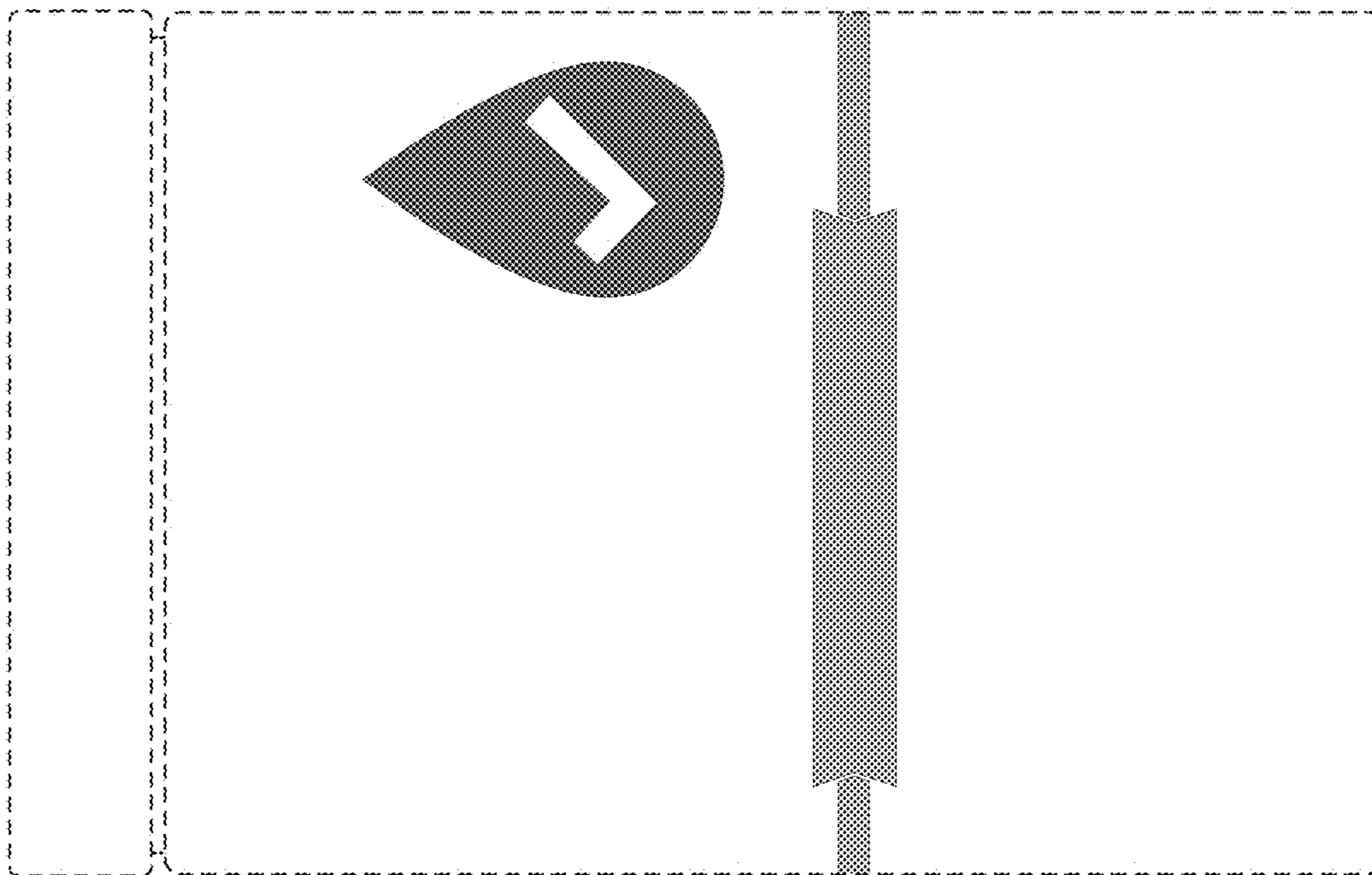


Fig. 10




Fig. 11

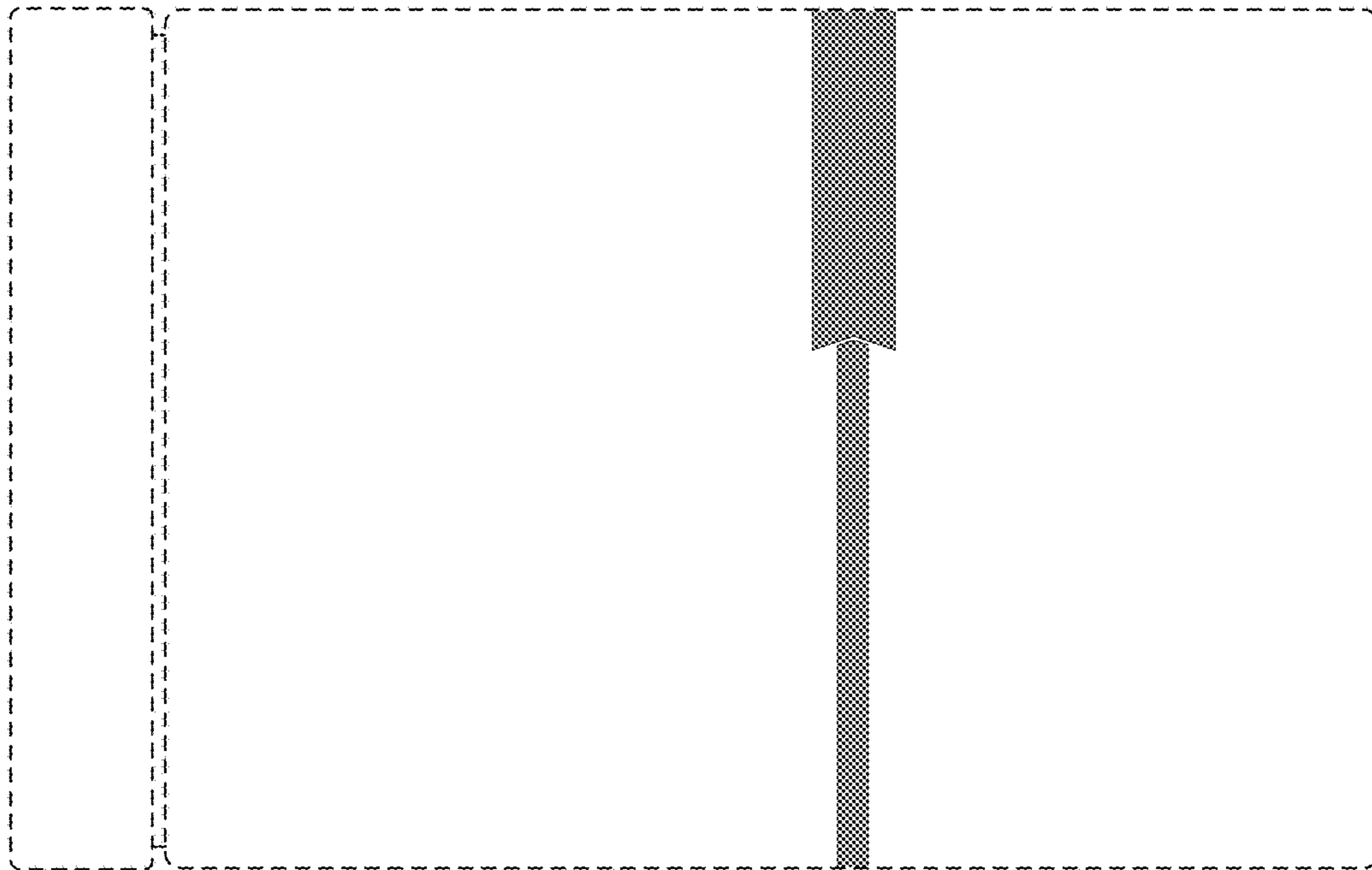


Fig. 12




Fig. 14




Fig. 13




Fig. 15

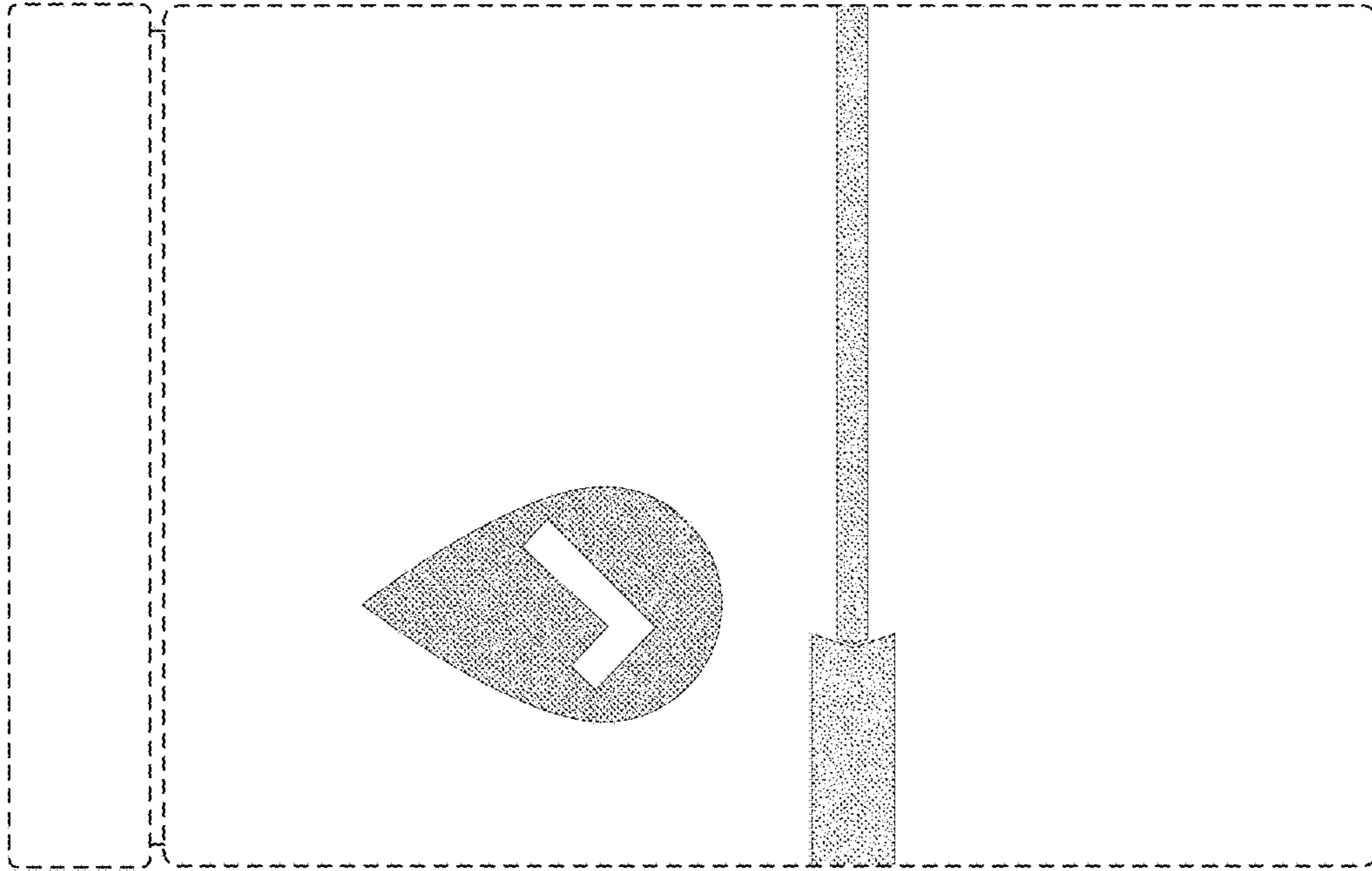


Fig. 16

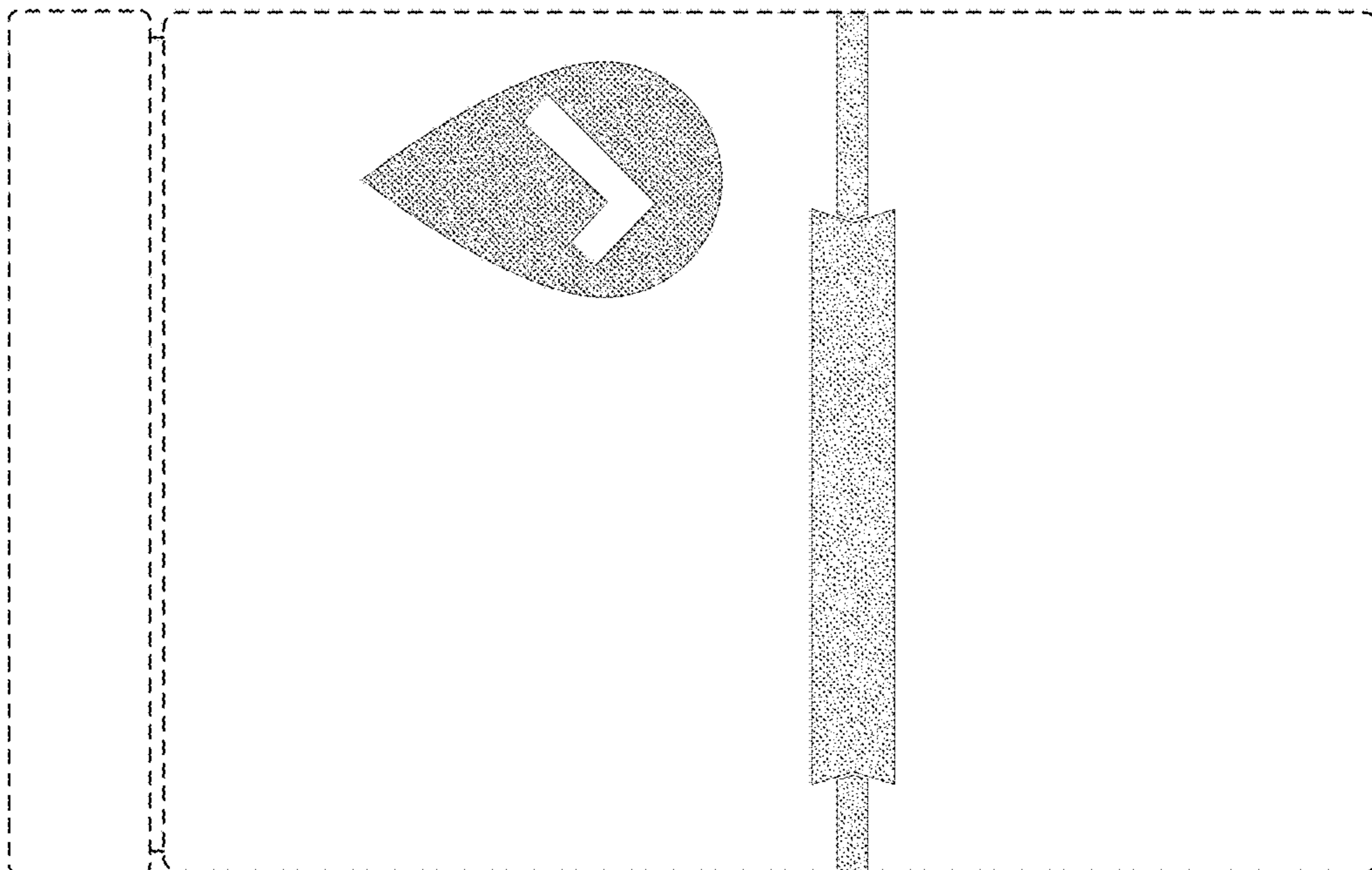


Fig. 17




Fig. 19

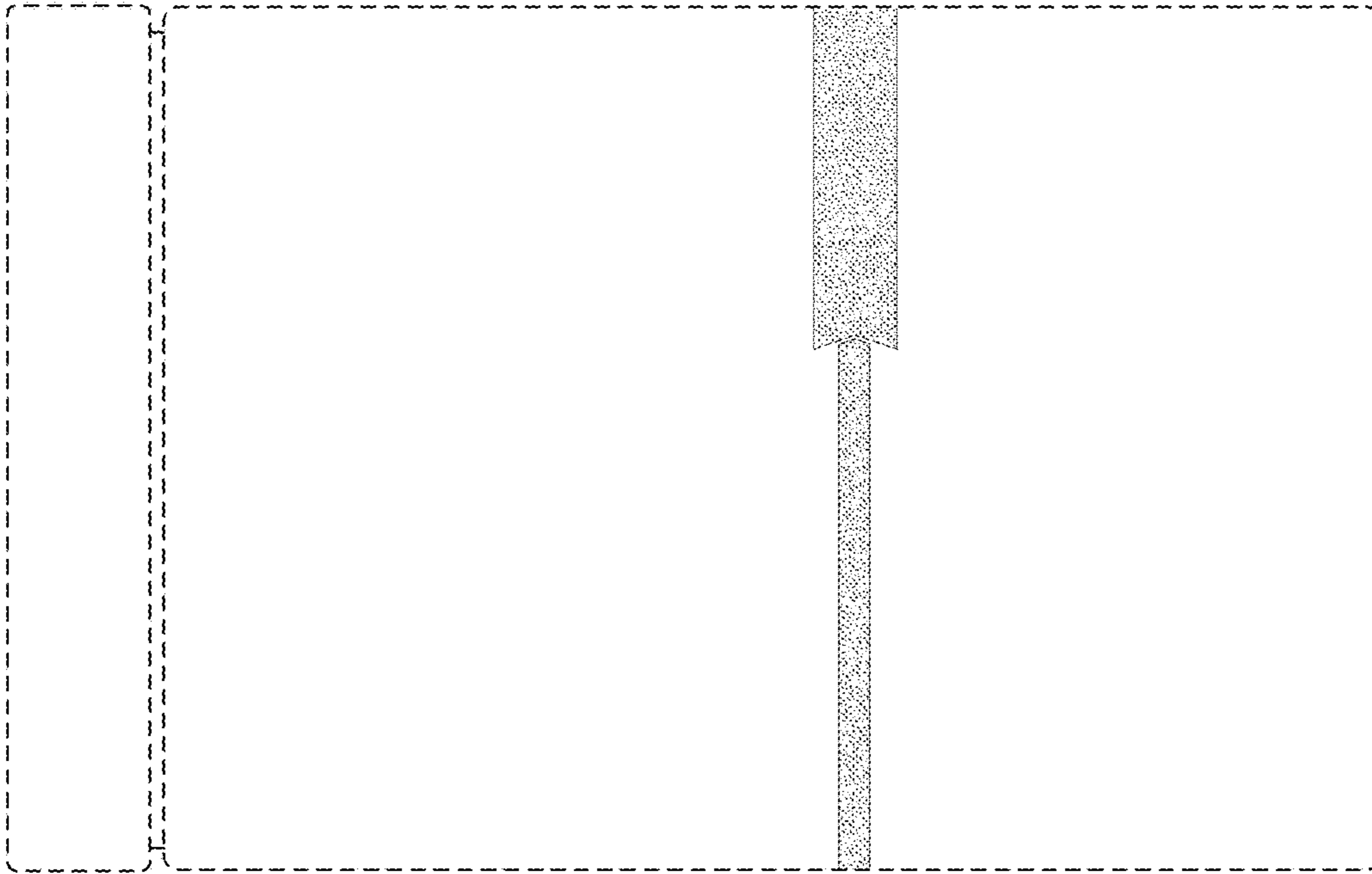


Fig. 18




Fig. 21




Fig. 20