



US00D794435S

(12) **United States Design Patent** (10) **Patent No.:** **US D794,435 S**  
**Ash** (45) **Date of Patent:** **\*\* Aug. 15, 2017**

(54) **CLIP**  
(71) Applicant: **Justin Ash**, Hemet, CA (US)  
(72) Inventor: **Justin Ash**, Hemet, CA (US)  
(\*\*) Term: **15 Years**  
(21) Appl. No.: **29/548,059**  
(22) Filed: **Dec. 10, 2015**  
(51) **LOC (10) Cl.** ..... **08-08**  
(52) **U.S. Cl.**  
USPC ..... **D8/382; D8/366**  
(58) **Field of Classification Search**  
USPC ..... D8/349, 354, 363, 366, 381, 382, 394,  
D8/499; D25/38.1, 39, 41.1, 43, 44, 199  
CPC . E04H 17/14; E04H 17/1413; E04H 17/1421;  
E04H 2017/1469; E04H 2017/1447;  
E04H 17/24; E04H 2017/146; E04F  
11/1808; E04F 11/1817; E04F 2011/1868;  
E04F 2011/1887; E04F 2011/1897  
See application file for complete search history.

6,463,961 B1 \* 10/2002 Iizuka ..... F24F 13/0254  
138/107  
D472,791 S \* 4/2003 Callahan ..... D8/349  
D520,344 S \* 5/2006 Vejmarker ..... D8/354  
D543,447 S \* 5/2007 Allsopp ..... D8/394  
D598,273 S \* 8/2009 Nerskov ..... D8/354  
D626,406 S \* 11/2010 Tedesco ..... D8/380  
D667,288 S \* 9/2012 Preda ..... D8/354  
8,393,125 B2 \* 3/2013 Martel ..... E04F 15/04  
52/489.1  
8,944,044 B2 \* 2/2015 Buck ..... F24C 15/108  
126/214 A  
D723,359 S \* 3/2015 O'Connor ..... D8/382  
9,290,889 B2 \* 3/2016 Choo ..... E01C 5/14

\* cited by examiner

*Primary Examiner* — Sandra Snapp  
*Assistant Examiner* — Ieisha Price  
(74) *Attorney, Agent, or Firm* — Eric Hanscom; Todd J. Langford

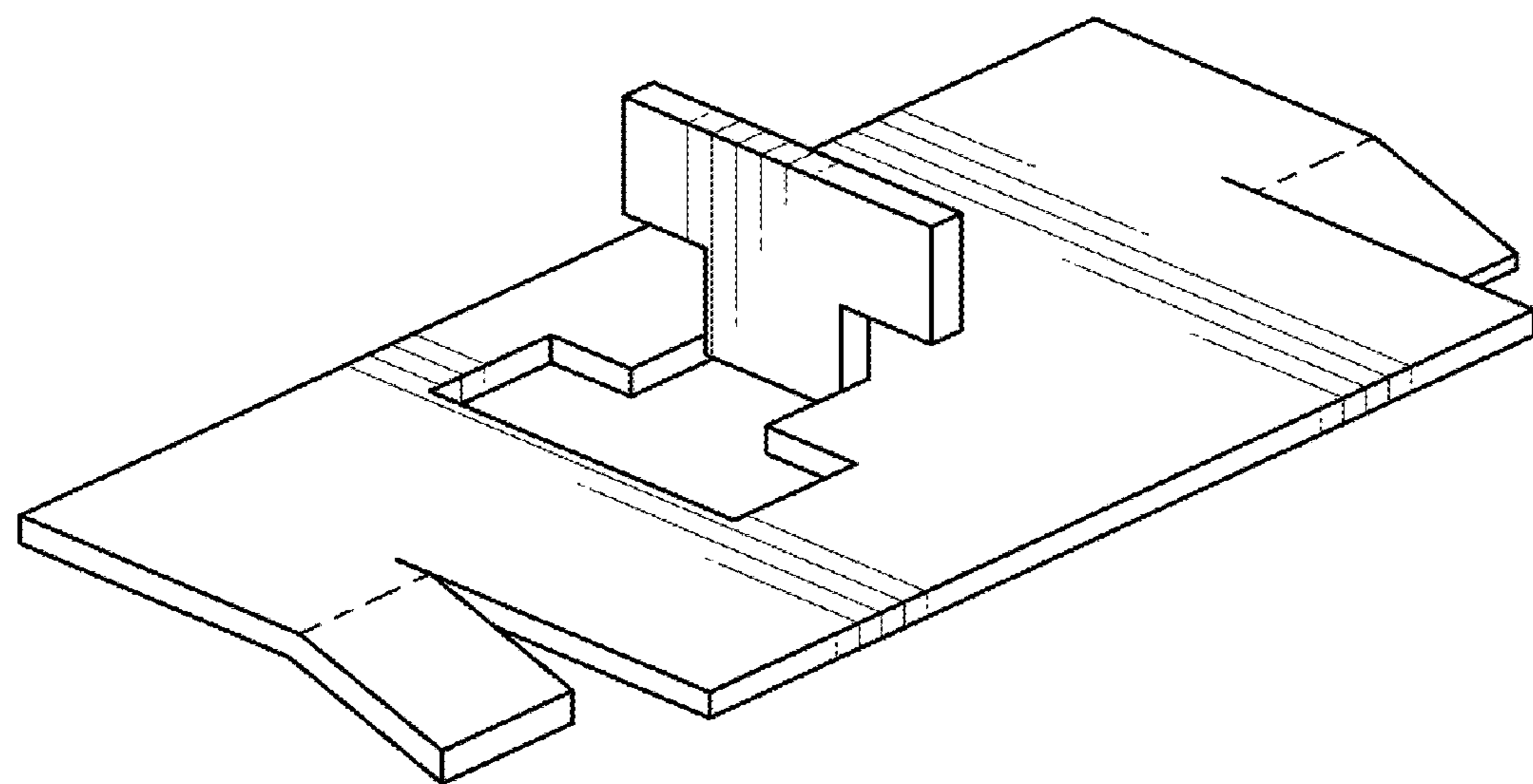
(57) **CLAIM**  
The ornamental design for a clip, as shown and described.

**DESCRIPTION**

FIG. 1 is a front view of a clip showing my new design;  
FIG. 2 is a back view thereof;  
FIG. 3 is a right-side view thereof;  
FIG. 4 is a left-side view thereof;  
FIG. 5 is a top view thereof;  
FIG. 6 is a bottom view thereof; and,  
FIG. 7 is a perspective view thereof.  
The application relates to the design of a clip that is used in the construction of fences, to join a rail to a picket in a fence and allow for the rotation of the rail and picket.

**1 Claim, 2 Drawing Sheets**

(56) **References Cited**  
U.S. PATENT DOCUMENTS  
2,915,795 A \* 12/1959 Kendall ..... E04B 1/62  
52/393  
D234,337 S \* 2/1975 Block ..... D8/349  
4,221,095 A \* 9/1980 Weinar ..... E04B 2/7457  
52/281  
5,186,571 A \* 2/1993 Hentzschel ..... E04B 1/2608  
256/65.06  
5,628,381 A \* 5/1997 Markovich ..... E06C 7/486  
182/107  
6,315,489 B1 \* 11/2001 Watanabe ..... E04F 13/0846  
248/220.21



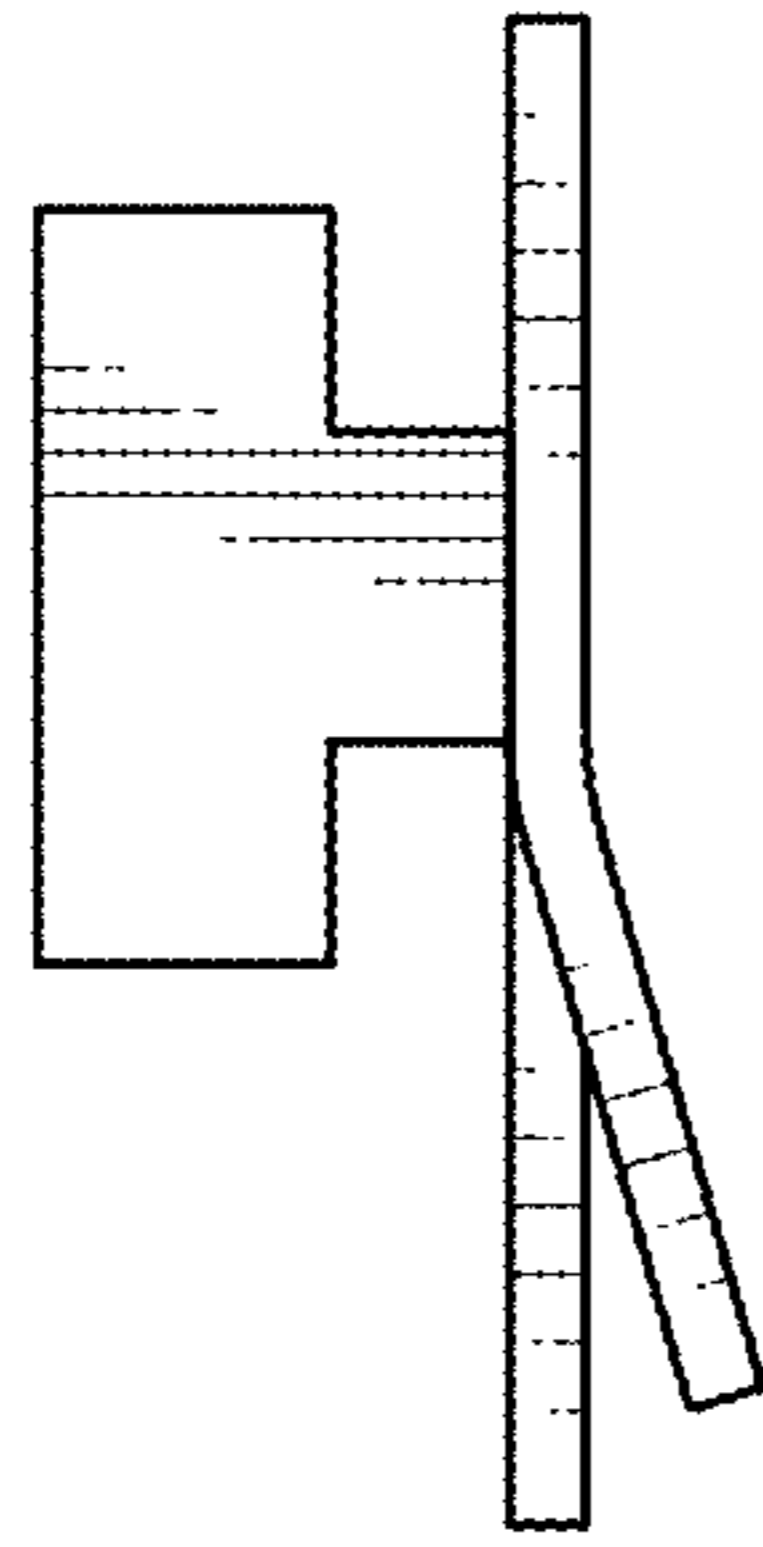


FIG. 3

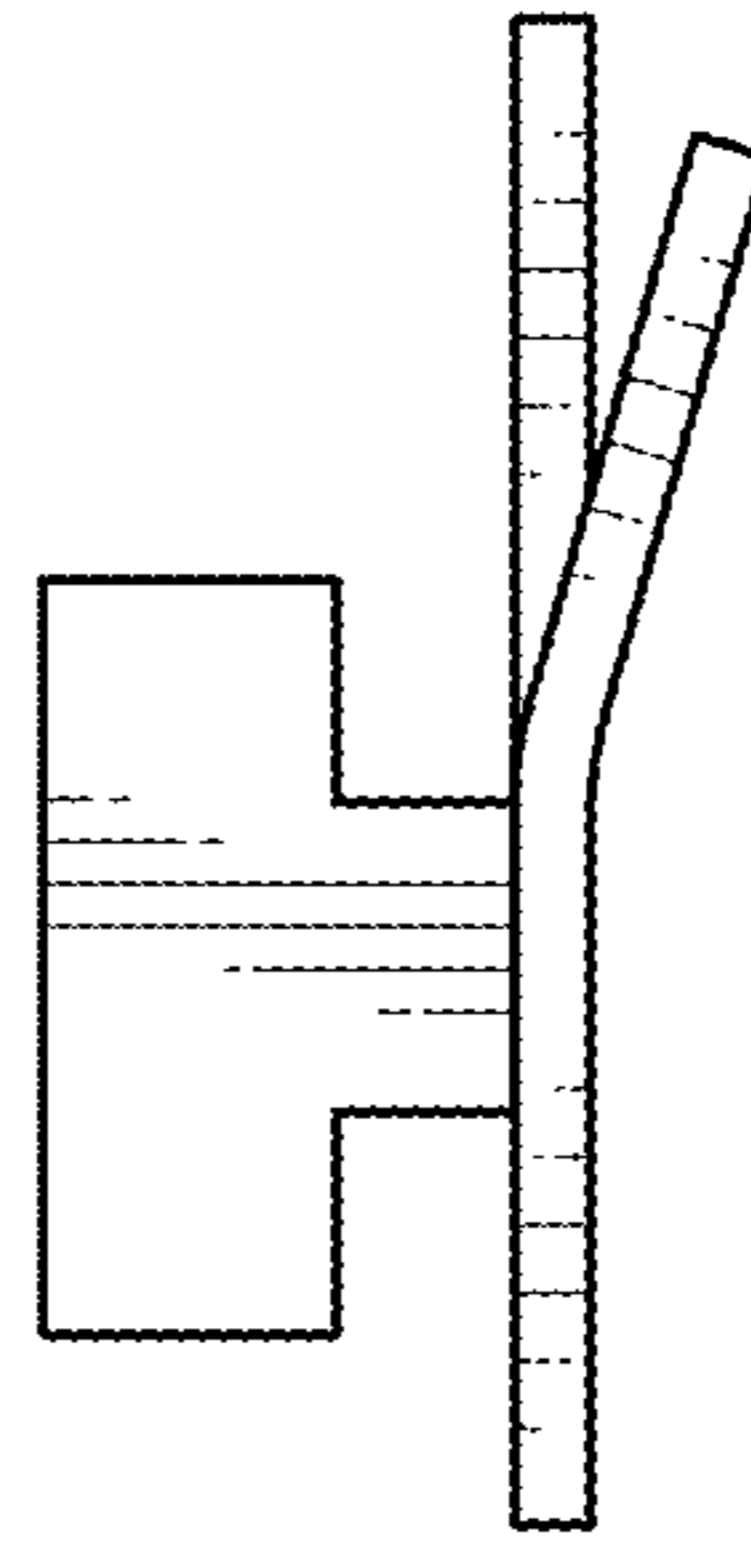


FIG. 4

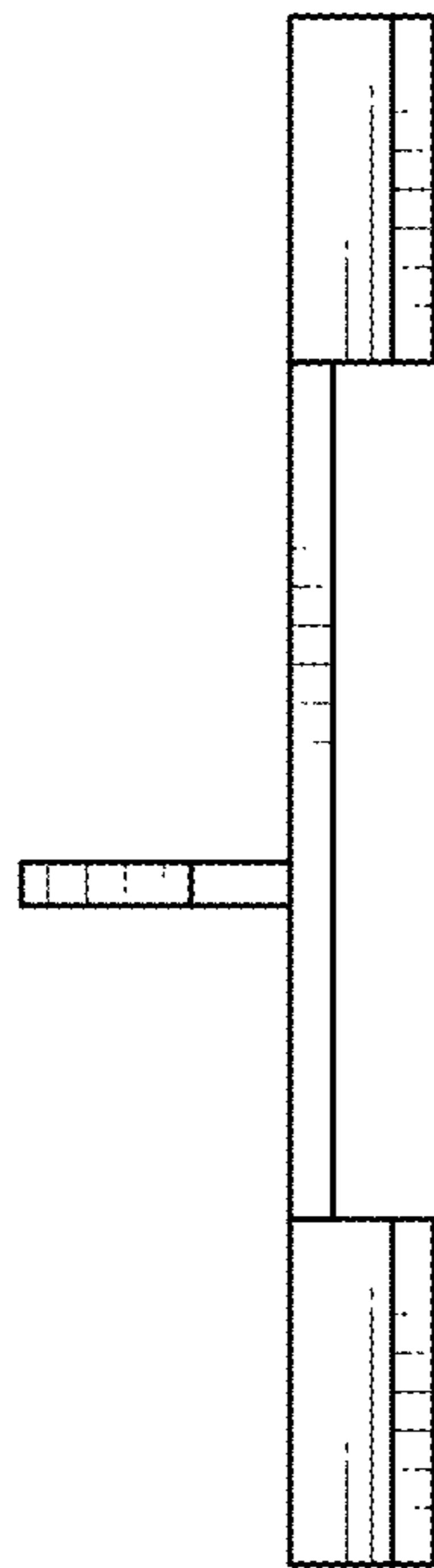


FIG. 1

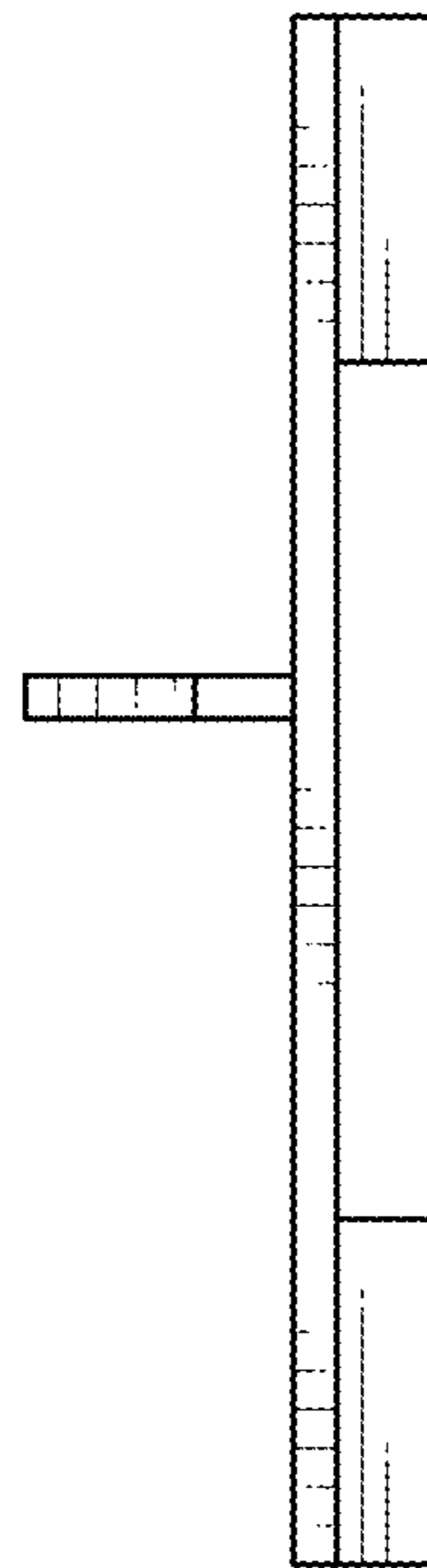


FIG. 2

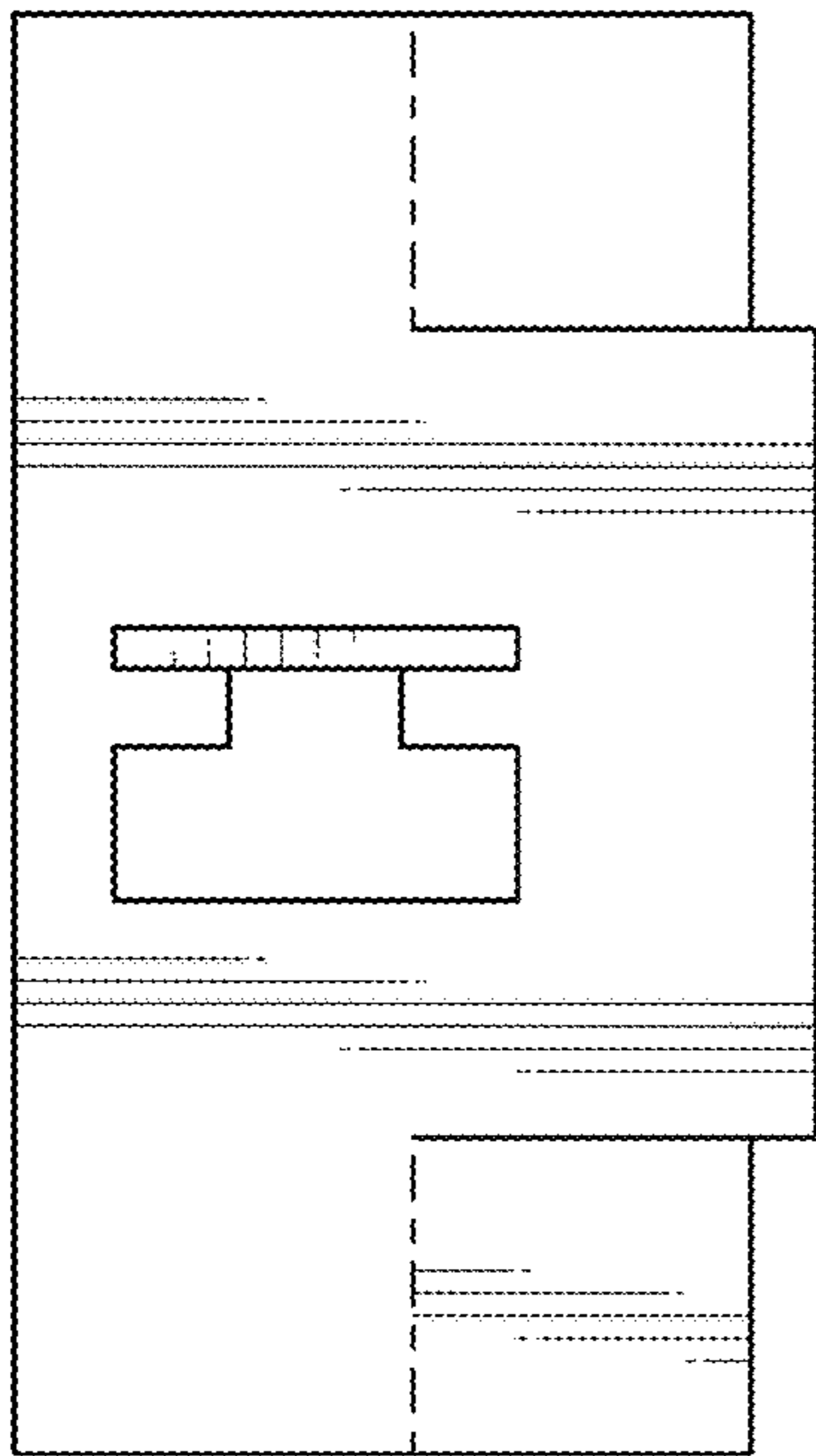


FIG. 5

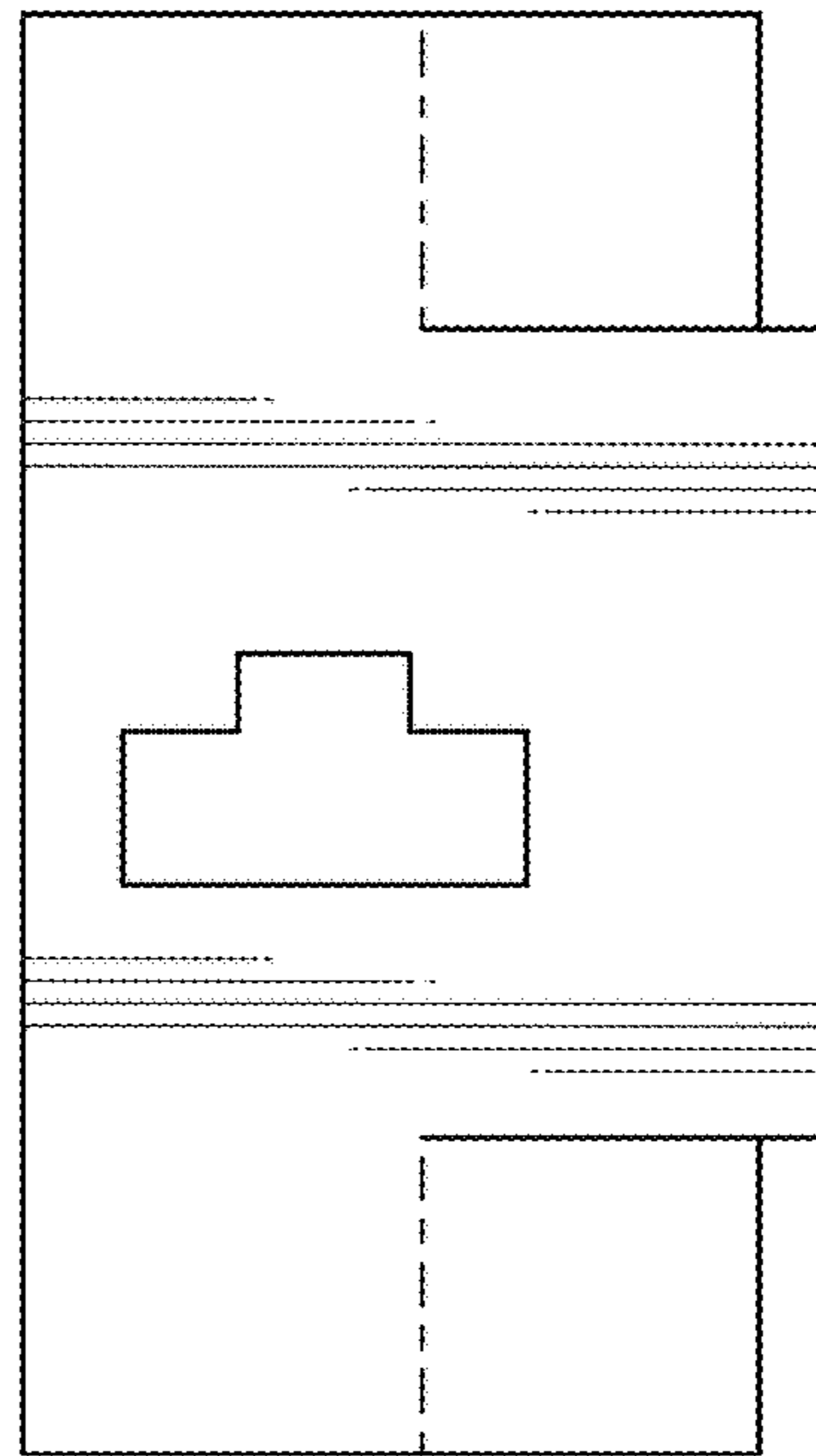


FIG. 6




FIG. 7