



US00D794422S

(12) **United States Design Patent** (10) **Patent No.:** **US D794,422 S**
Moon et al. (45) **Date of Patent:** **** Aug. 15, 2017**

(54) **BRACKET**

(71) Applicant: **Samsung Electronics Co., Ltd.**,
Suwon-si, Gyeonggi-do (KR)

(72) Inventors: **Ji-Hyun Moon**, Gwangmyeong-Si
(KR); **Eun-Ae Lee**, Seoul (KR);
Moon-Jung Jang, Gunpo-si (KR)

(73) Assignee: **SAMSUNG ELECTRONICS CO.,
LTD**, Gyeonggi-Do (KR)

(**) Term: **15 Years**

(21) Appl. No.: **29/546,529**

(22) Filed: **Nov. 23, 2015**

(30) **Foreign Application Priority Data**

Aug. 10, 2015 (KR) 30-2015-0040239

(51) **LOC (10) Cl.** **08-05**

(52) **U.S. Cl.**
USPC **D8/349; D8/363**

(58) **Field of Classification Search**
USPC D8/349, 363, 371, 373, 380, 354, 356,
D8/381, 382, 383, 394, 396; 248/261,
248/262, 309.1; 160/349.1; D13/102,
D13/118, 149, 154, 155, 184, 199
CPC E04H 17/1421; E04H 2017/1473; A47G
1/00; A47G 25/00; F16L 3/00
See application file for complete search history.

(56) **References Cited**

U.S. PATENT DOCUMENTS

1,435,110 A * 11/1922 Efford A47H 5/09
160/125
D247,738 S * 4/1978 Rynearson D8/354
D263,730 S * 4/1982 Oribin D21/839
D270,572 S * 9/1983 Black D25/68
D342,011 S * 12/1993 Maguire D8/349

D349,639 S * 8/1994 Kimbrell D8/349
D355,349 S * 2/1995 Taparauskas, Jr. D8/349
D358,795 S * 5/1995 Viola D12/187
D389,731 S * 1/1998 Forbis D8/395
D391,266 S * 2/1998 Richter D14/253
D426,142 S * 6/2000 Moore D8/363
D434,637 S * 12/2000 Habeck D8/349
D439,829 S * 4/2001 Woosley D8/363
D482,601 S * 11/2003 Chen D8/380
D490,820 S * 6/2004 Schoemneyr D15/7
D504,609 S * 5/2005 Ferguson D8/354
D552,455 S * 10/2007 Moore D8/363
D565,395 S * 4/2008 Moore D8/354
D572,116 S * 7/2008 Schaefer D14/229
D572,571 S * 7/2008 Terada D8/354
7,464,905 B2 * 12/2008 Wang F16L 3/10
248/229.2
D584,599 S * 1/2009 Chavez D8/356
D590,698 S * 4/2009 Moore D8/363

(Continued)

Primary Examiner — Mark Goodwin

(74) Attorney, Agent, or Firm — Cantor Colburn LLP

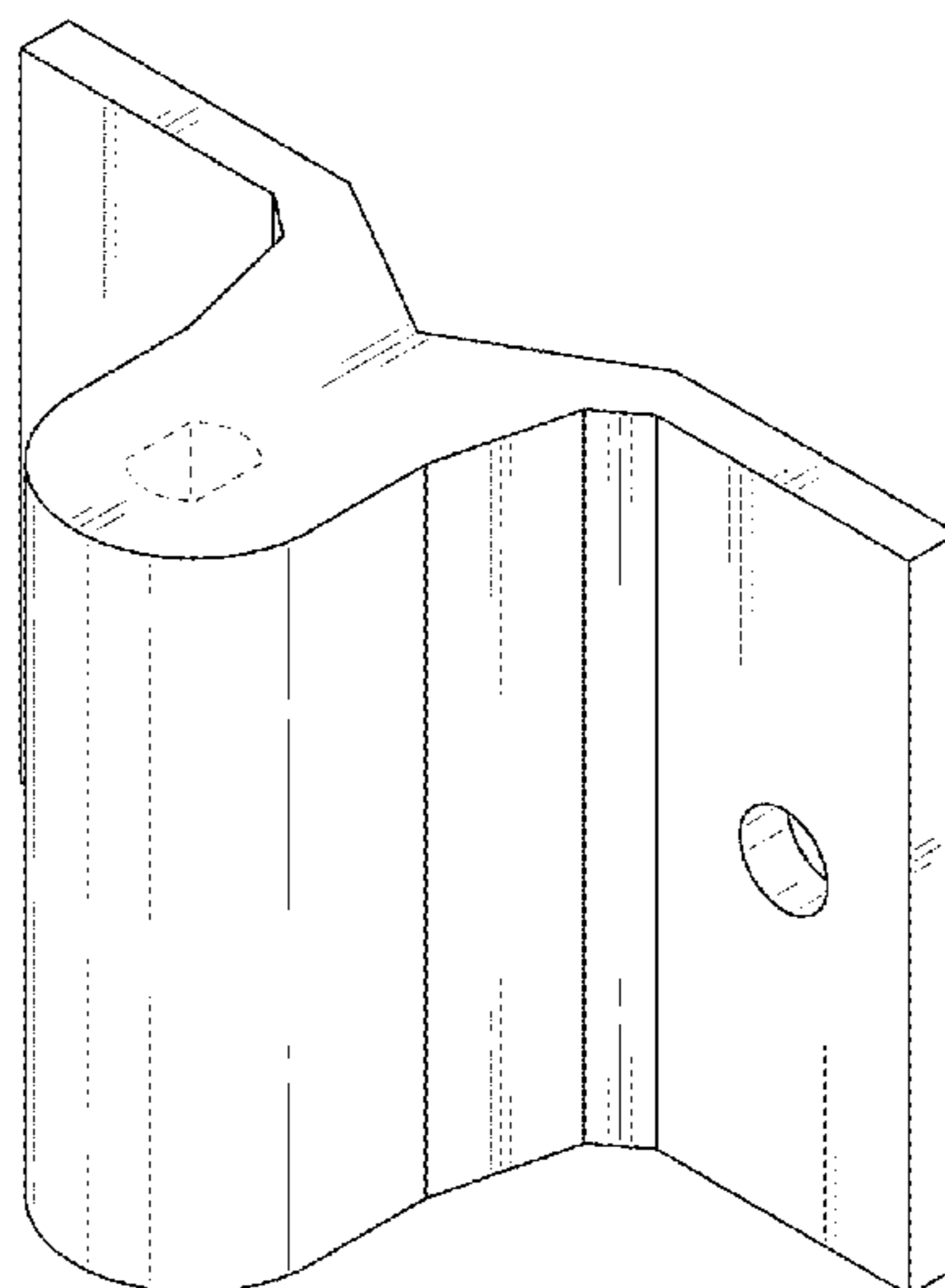
(57) **CLAIM**

The ornamental design for a bracket, as shown and described.

DESCRIPTION

FIG. 1 is a front perspective view of a bracket showing our new design;
FIG. 2 is a front view thereof;
FIG. 3 is a rear view thereof;
FIG. 4 is a left-side view thereof;
FIG. 5 is a right-side view thereof;
FIG. 6 is a top plan view thereof;
FIG. 7 is a bottom plan view thereof; and,
FIG. 8 is another perspective view thereof as shown in an environment of use.
The broken lines are for environmental purposes only and form no part of the claimed design.

1 Claim, 7 Drawing Sheets



(56)

References Cited

U.S. PATENT DOCUMENTS

D598,272	S	*	8/2009	Tejszerski	D8/349
D614,477	S	*	4/2010	Edwards	E04F 11/1834
						D8/354
D615,847	S	*	5/2010	Tezak	D8/349
D616,276	S	*	5/2010	Friegang	D8/72
D622,131	S	*	8/2010	Tezak	D8/349
D633,373	S	*	3/2011	Grenade	D8/349
D633,780	S	*	3/2011	Barrese	D8/363
D688,116	S	*	8/2013	Kosir	D8/349
D688,547	S	*	8/2013	Waugh	D8/349
D702,532	S	*	4/2014	Garrido	D8/354
D727,716	S	*	4/2015	Langle	D8/355
D735,017	S	*	7/2015	Langle	D8/355
D737,863	S	*	9/2015	Singh	D15/7
D752,421	S	*	3/2016	Atkins	D8/373
D754,522	S	*	4/2016	Wicken	D8/349
D758,174	S	*	6/2016	Lee	D8/382
D761,084	S	*	7/2016	Cox	D8/354
D761,085	S	*	7/2016	Cox	D8/354
D761,645	S	*	7/2016	Kim	D8/354
D762,109	S	*	7/2016	Lee	D8/382
D763,069	S	*	8/2016	Lee	D8/396
D771,522	S	*	11/2016	Grenade	D11/182
D777,793	S	*	1/2017	Singh	D15/7
D782,352	S	*	3/2017	Simonton	D10/74
2008/0054126	A1	*	3/2008	Wang	F16L 3/10
						248/51

* cited by examiner

FIG. 1

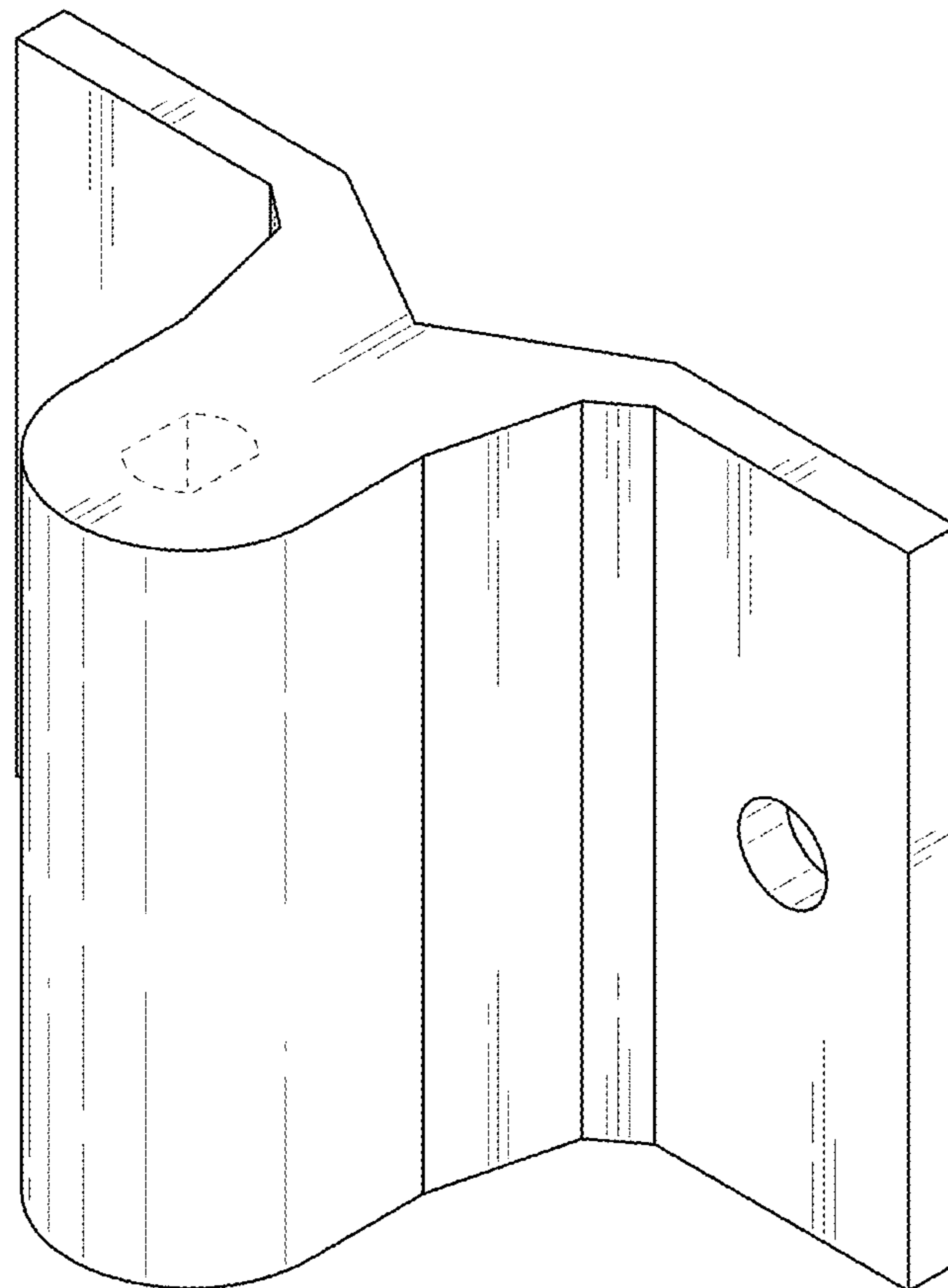


FIG. 2

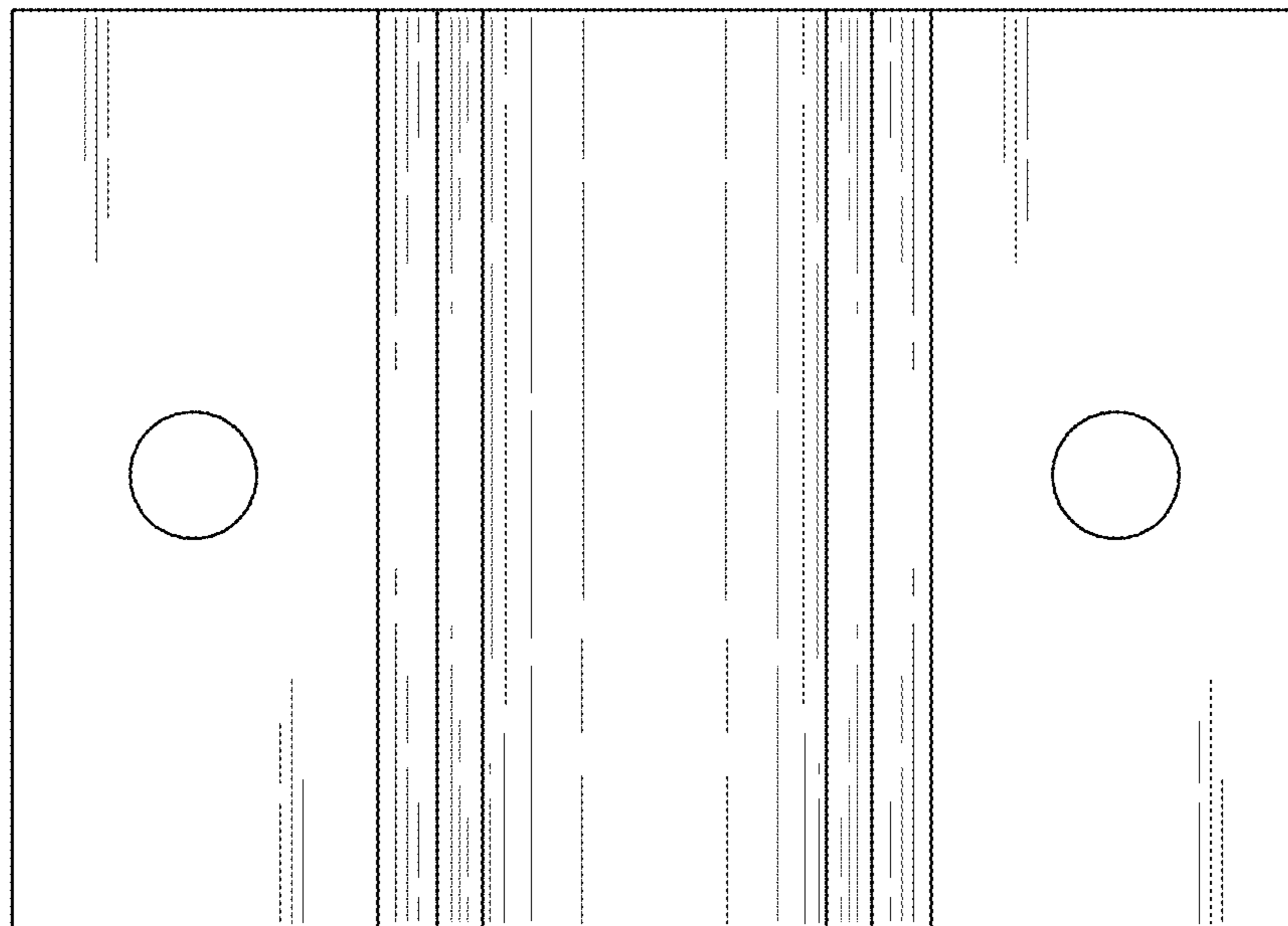


FIG. 3

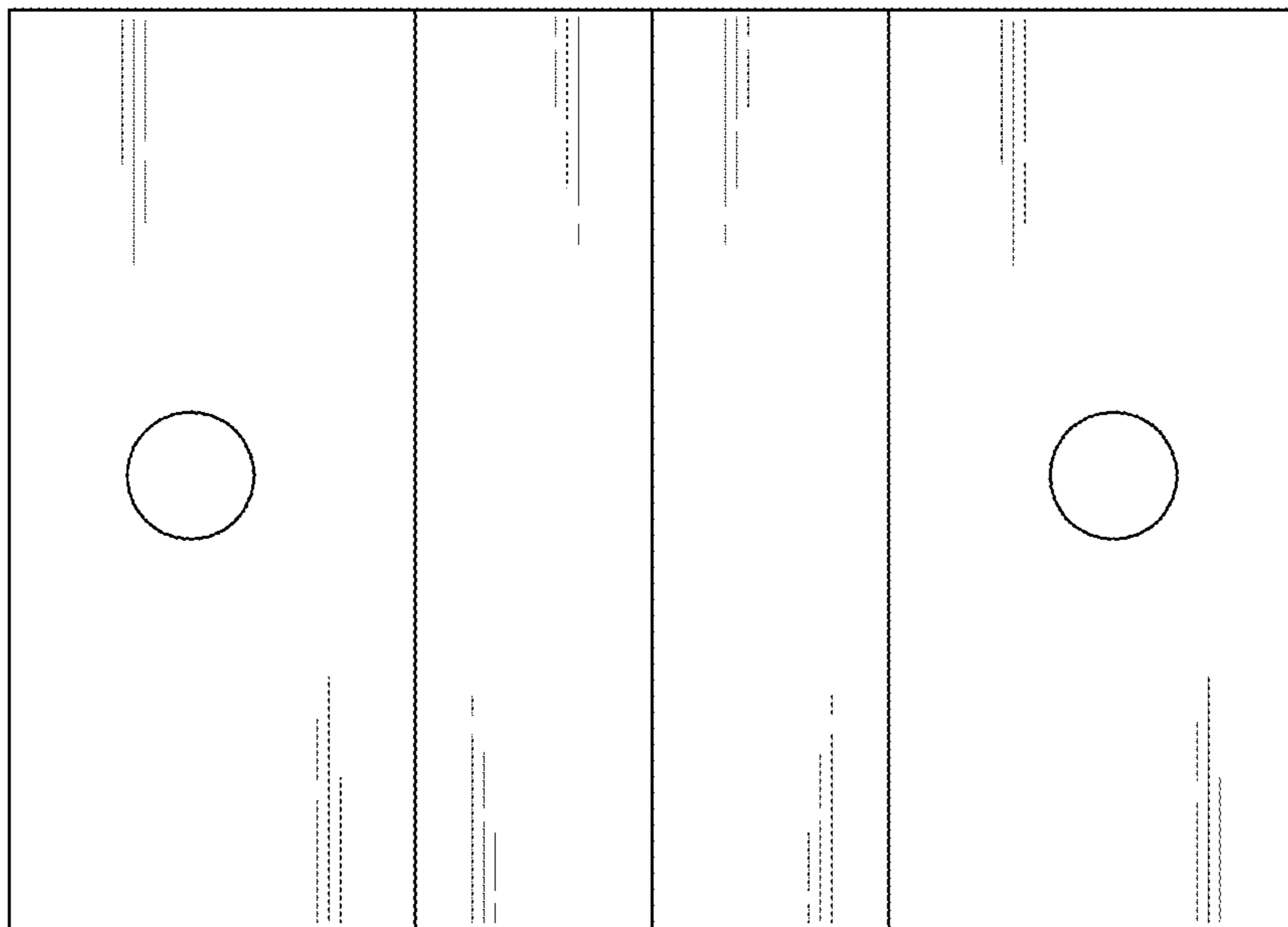


FIG. 4




FIG. 5



FIG. 6

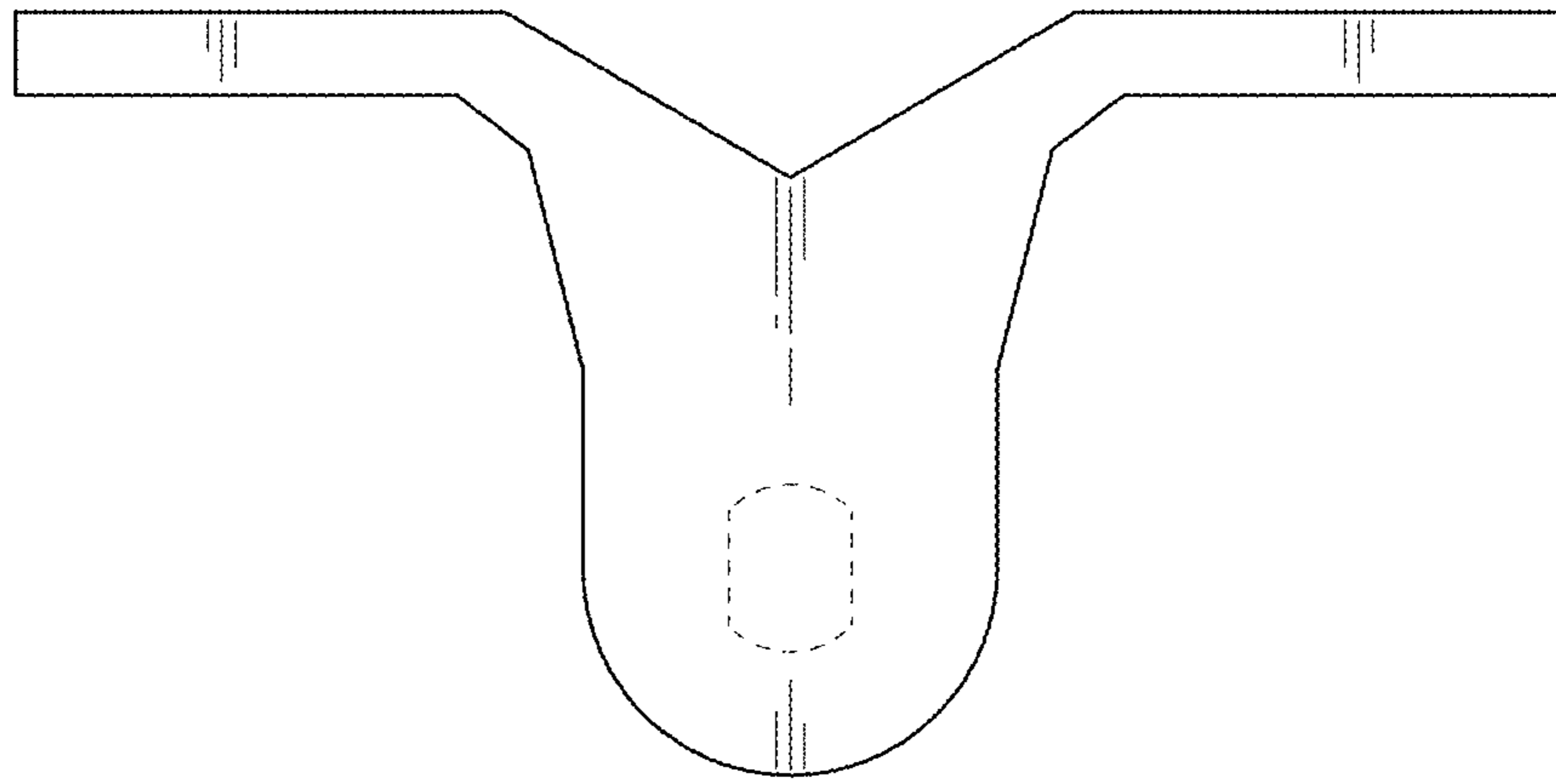


FIG. 7

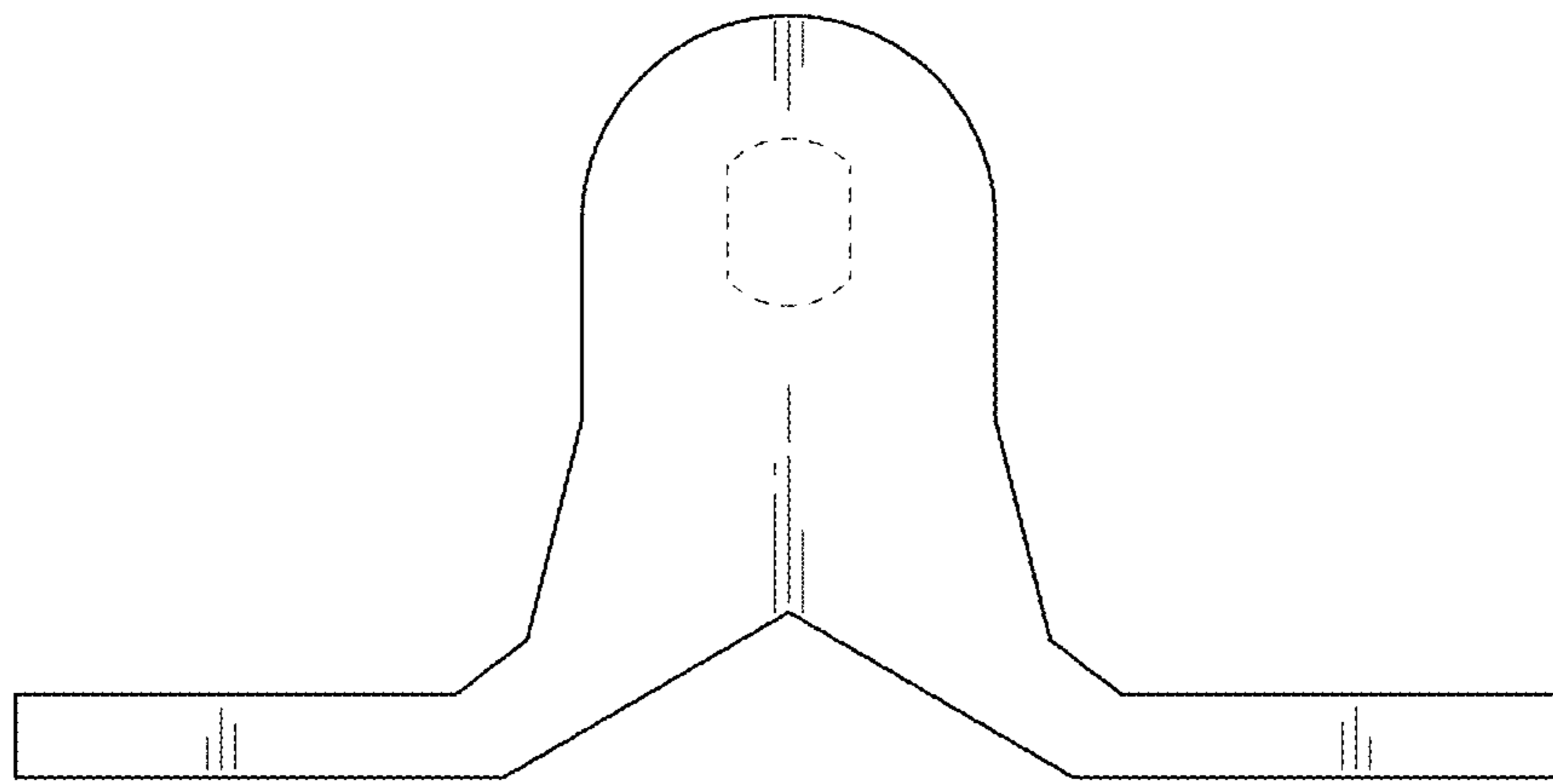


FIG. 8

