



US00D794409S

(12) **United States Design Patent** (10) **Patent No.:** **US D794,409 S**
Anderson et al. (45) **Date of Patent:** **** Aug. 15, 2017**

(54) **FLUTED EXTRACTOR TOOL**
(71) Applicants: **Wayne Anderson**, Northport, NY (US);
Warren Anderson, Northport, NY (US)
(72) Inventors: **Wayne Anderson**, Northport, NY (US);
Warren Anderson, Northport, NY (US)
(**) Term: **15 Years**
(21) Appl. No.: **29/557,775**
(22) Filed: **Mar. 11, 2016**
(51) **LOC (10) Cl.** **08-04**
(52) **U.S. Cl.**
USPC **D8/86; D8/70**
(58) **Field of Classification Search**
USPC D8/70, 82, 85, 86, 87; 81/44.1, 53.2
CPC B25B 15/00; B25B 15/001; B25B 15/005;
B25B 15/007; B25B 15/02; B23K
20/1255
See application file for complete search history.

(56) **References Cited**
U.S. PATENT DOCUMENTS
1,863,045 A * 6/1932 Norman B25B 27/18
81/441
6,575,057 B1 * 6/2003 Ploeger B25B 13/48
81/441
7,152,509 B2 * 12/2006 McCalley, Jr. B25B 27/18
81/441
8,448,547 B2 * 5/2013 Whitehead B25B 15/005
81/441

8,579,180 B2 * 11/2013 Burford B23K 20/1255
228/112.1
D714,122 S * 9/2014 Lin D8/86
8,955,415 B2 * 2/2015 Lin B25B 27/18
81/441
2011/0252925 A1 * 10/2011 Whitehead B25B 15/005
81/53.2
2014/0238202 A1 * 8/2014 Roscosky B25B 27/18
81/53.2

* cited by examiner

Primary Examiner — Phillip S Hyder
(74) *Attorney, Agent, or Firm* — Andrew F. Young, Esq.;
Lackenbach Siegel, LLP

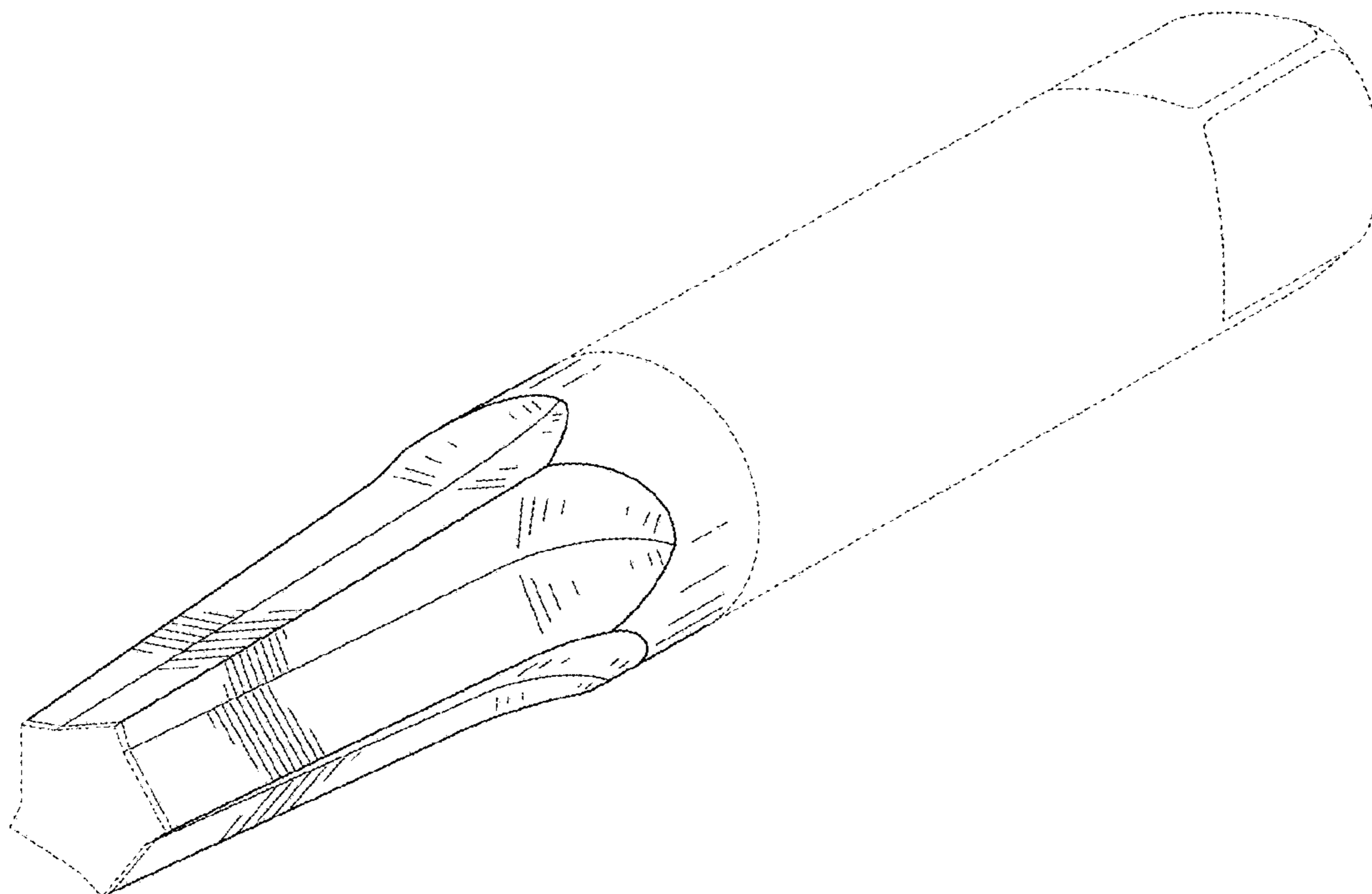
(57) **CLAIM**

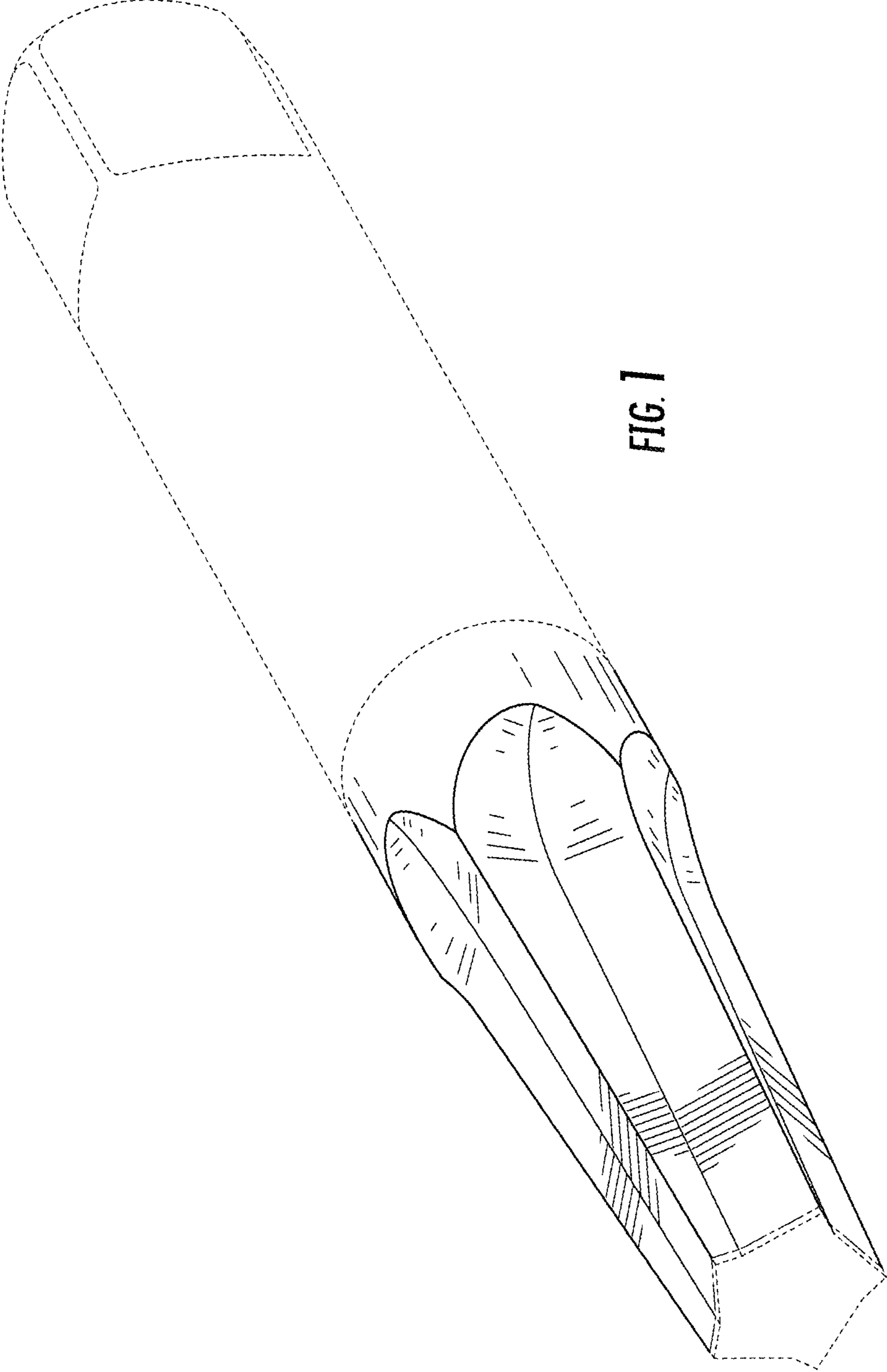
The ornamental design for a fluted extractor tool, as shown and described.

DESCRIPTION

FIG. 1 is a front perspective view of the present invention. FIG. 2 is a front elevation view thereof. FIG. 3 is a rear elevation view thereof. FIG. 4 is a top plan view thereof. FIG. 5 is a bottom plan view thereof. FIG. 6 is a left side elevation view thereof; and, FIG. 7 is a right side elevation view thereof. The broken lines depict portions of the fluted extractor in which the design is embodied that are not considered part of the claimed design.

1 Claim, 4 Drawing Sheets








FIG. 2

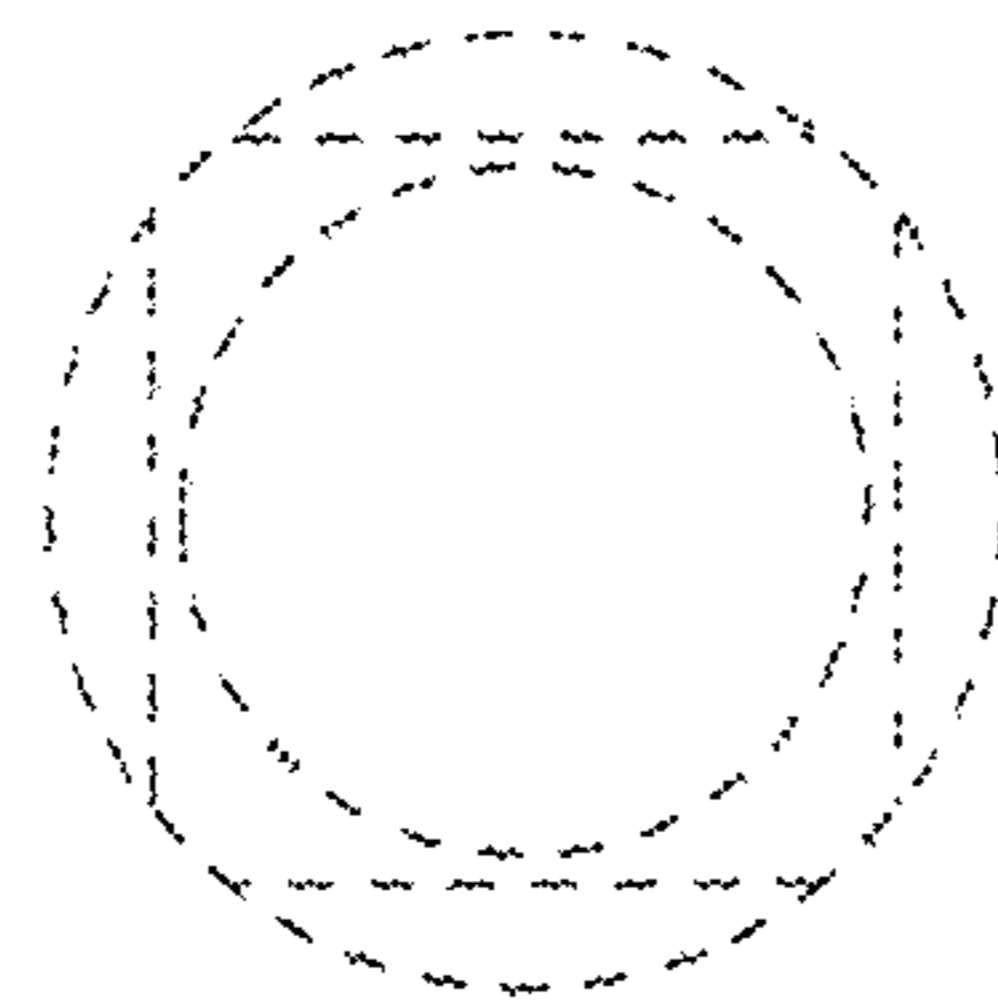


FIG. 3




FIG. 4




FIG. 5




FIG. 6

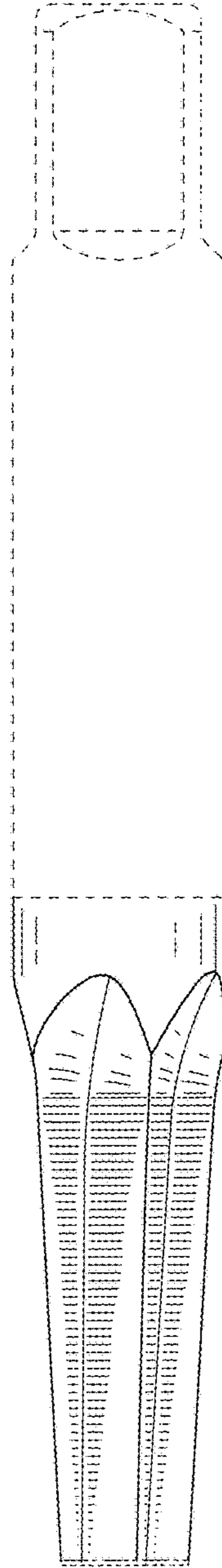


FIG. 7