

US00D794395S

(12) **United States Design Patent** (10) **Patent No.:** **US D794,395 S**
Goodman et al. (45) **Date of Patent:** **** Aug. 15, 2017**

(54) **FRUIT BOWL WITH TREE**
 (71) Applicant: **Spectrum Diversified Designs, LLC**,
 Streetsboro, OH (US)
 (72) Inventors: **Aaron D. Goodman**, Beachwood, OH
 (US); **Phaysouk Xayoiphonh**, Akron,
 OH (US)
 (73) Assignee: **Spectrum Diversified Designs, LLC**,
 Streetsboro, OH (US)

D569,691 S * 5/2008 Goodman D7/601
 D578,762 S * 10/2008 Smith D6/306
 D589,755 S * 4/2009 Goodman D7/601
 D608,598 S * 1/2010 Goodman D7/601
 D616,252 S * 5/2010 Goodman D7/601
 D616,253 S * 5/2010 Goodman D7/601
 D620,711 S * 8/2010 Hertaus D3/306
 D646,933 S * 10/2011 Goodman D7/601
 D671,371 S * 11/2012 Goodman D7/601
 D697,373 S 1/2014 Goodman et al.
 D697,374 S 1/2014 Goodman et al.
 D698,203 S 1/2014 Goodman et al.
 D698,204 S 1/2014 Goodman et al.
 D746,592 S 1/2016 Goodman et al.

(**) Term: **15 Years**

* cited by examiner

(21) Appl. No.: **29/554,628**

Primary Examiner — Terry Wallace

(22) Filed: **Feb. 12, 2016**

(74) *Attorney, Agent, or Firm* — Renner, Otto, Boisselle
& Sklar, LLP

(51) **LOC (10) Cl.** **07-01**

(52) **U.S. Cl.**
USPC **D7/601**

(57) **CLAIM**

(58) **Field of Classification Search**
 USPC D7/601, 704, 600.1–600.4, 584–587;
 D3/304, 306; D6/676.5, 677.5, 678,
 D6/678.4, 680.3; D19/76
 CPC A47F 7/0071; A47F 7/00; A47F 7/022;
 A47F 5/01; A47F 7/02; A47L 19/04;
 F16M 11/10; F16M 13/00; A47B 75/00
 See application file for complete search history.

The ornamental design for a fruit bowl with tree, as shown
and described.

DESCRIPTION

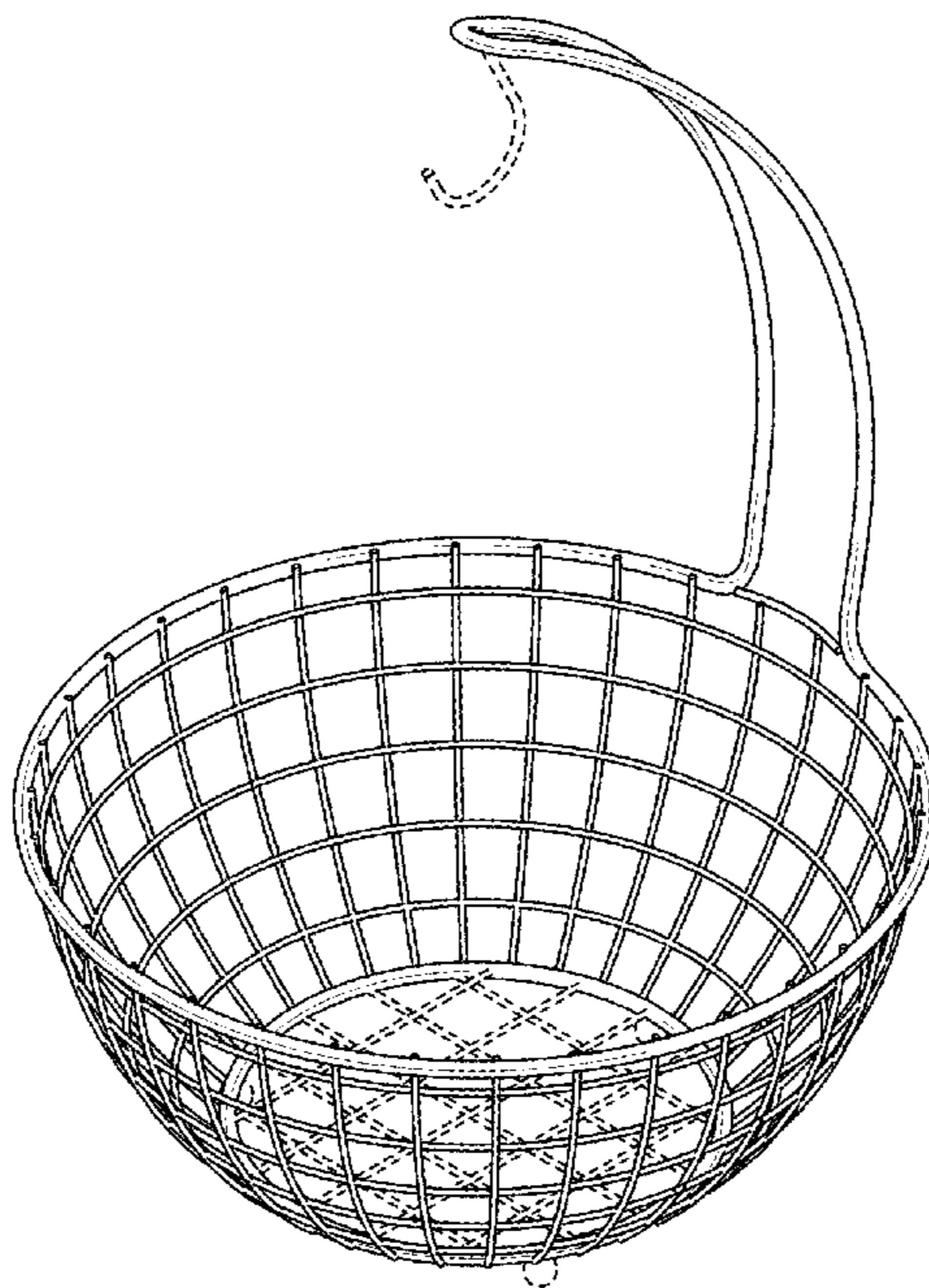
(56) **References Cited**

U.S. PATENT DOCUMENTS

2,732,096 A * 1/1956 Siciliano B65D 25/32
 217/125
 D274,880 S * 7/1984 Bentson D6/708.16
 D339,266 S * 9/1993 Lockett D7/323
 D567,030 S * 4/2008 Goodman D3/306

FIG. 1 is a top, front, right perspective view of a fruit bowl
with tree showing our new design;
 FIG. 2 is a front elevation view thereof;
 FIG. 3 is a rear elevation view thereof;
 FIG. 4 is a right side elevation view thereof, a left side
elevation view being a mirror image of the right side view;
 FIG. 5 is a top plan view thereof; and,
 FIG. 6 is a bottom plan view thereof.
 The broken lines shown in the drawings are for illustrative
purposes only and form no part of the claimed design.

1 Claim, 4 Drawing Sheets



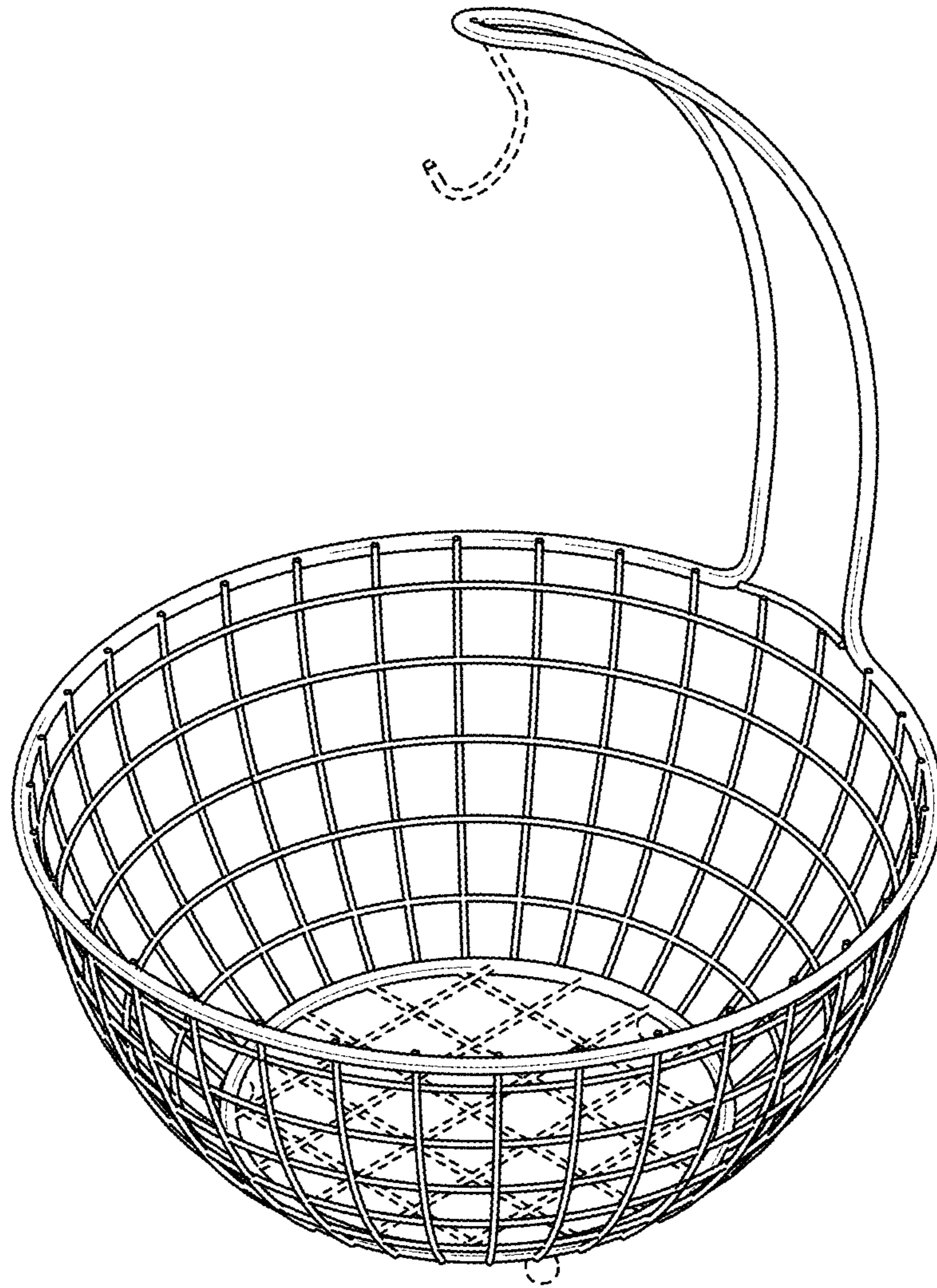


FIG. 1

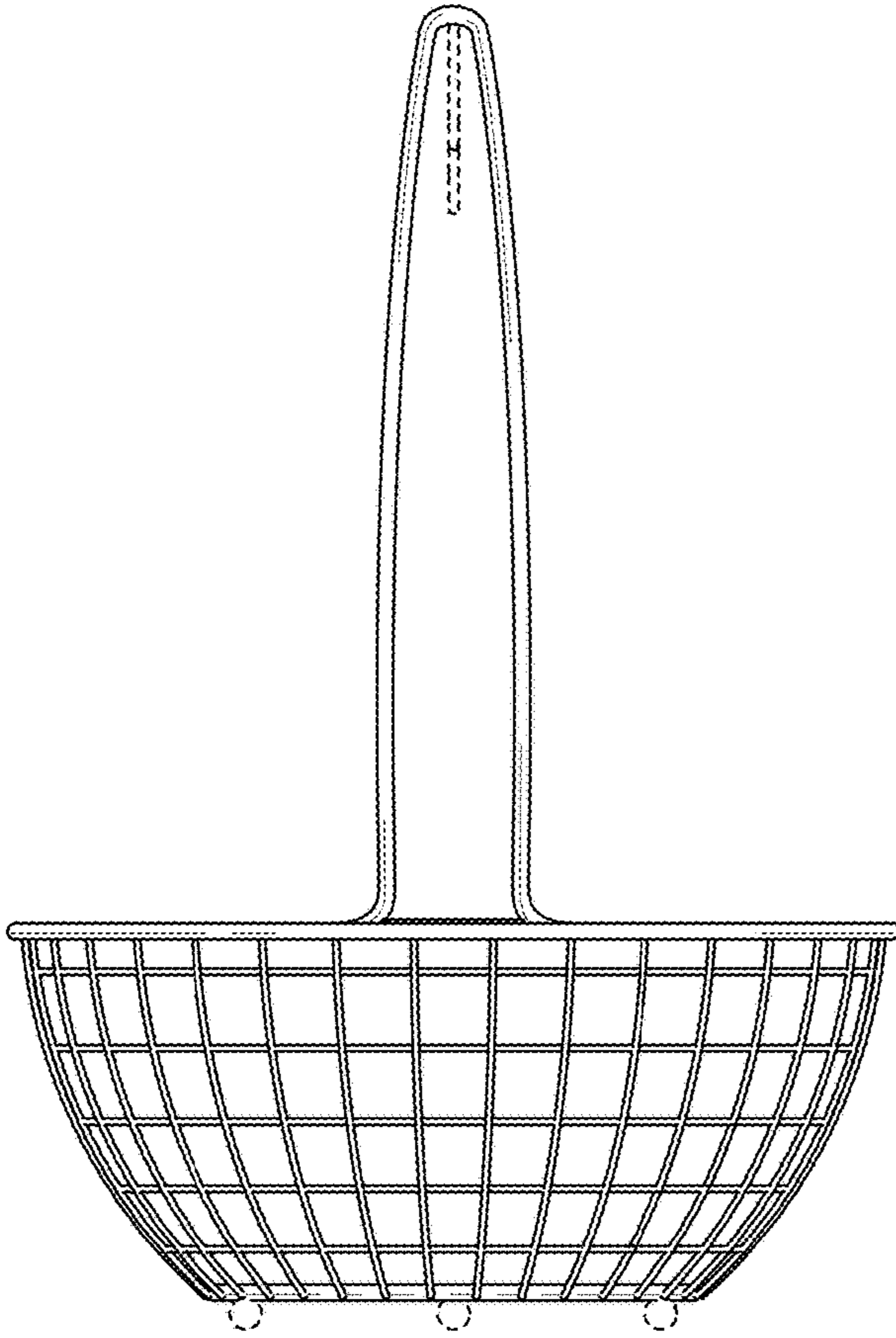


FIG. 2

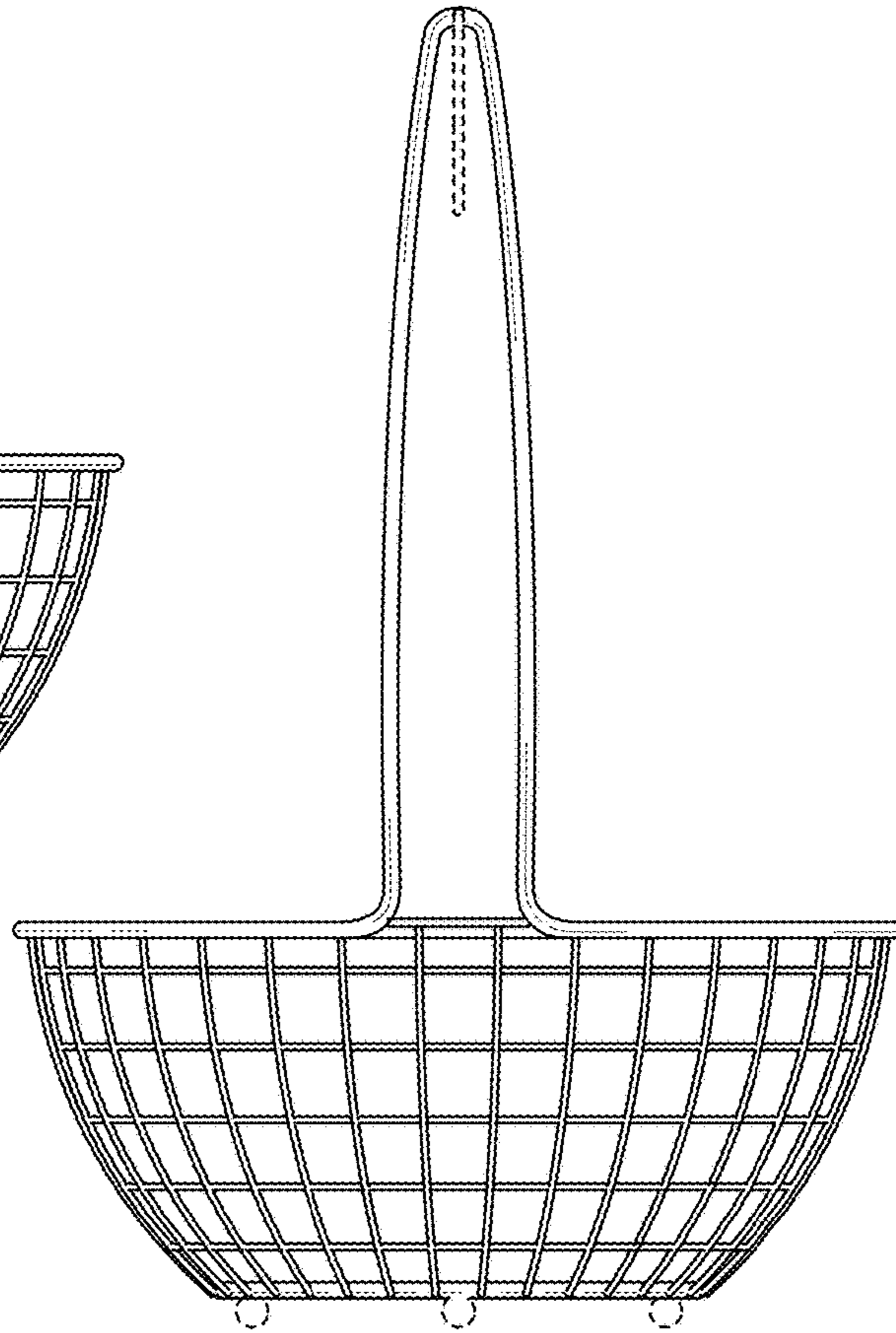


FIG. 3

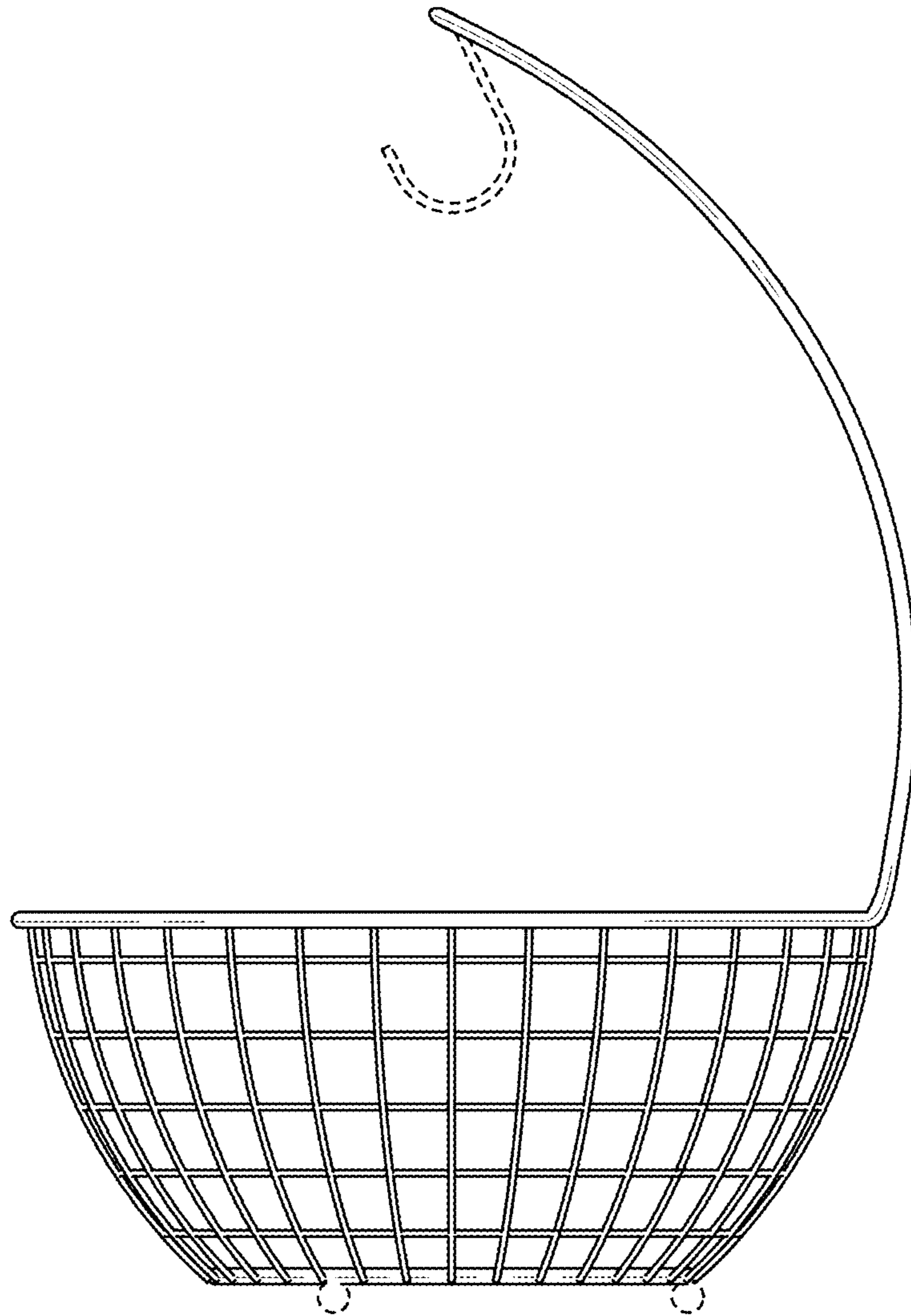


FIG. 4

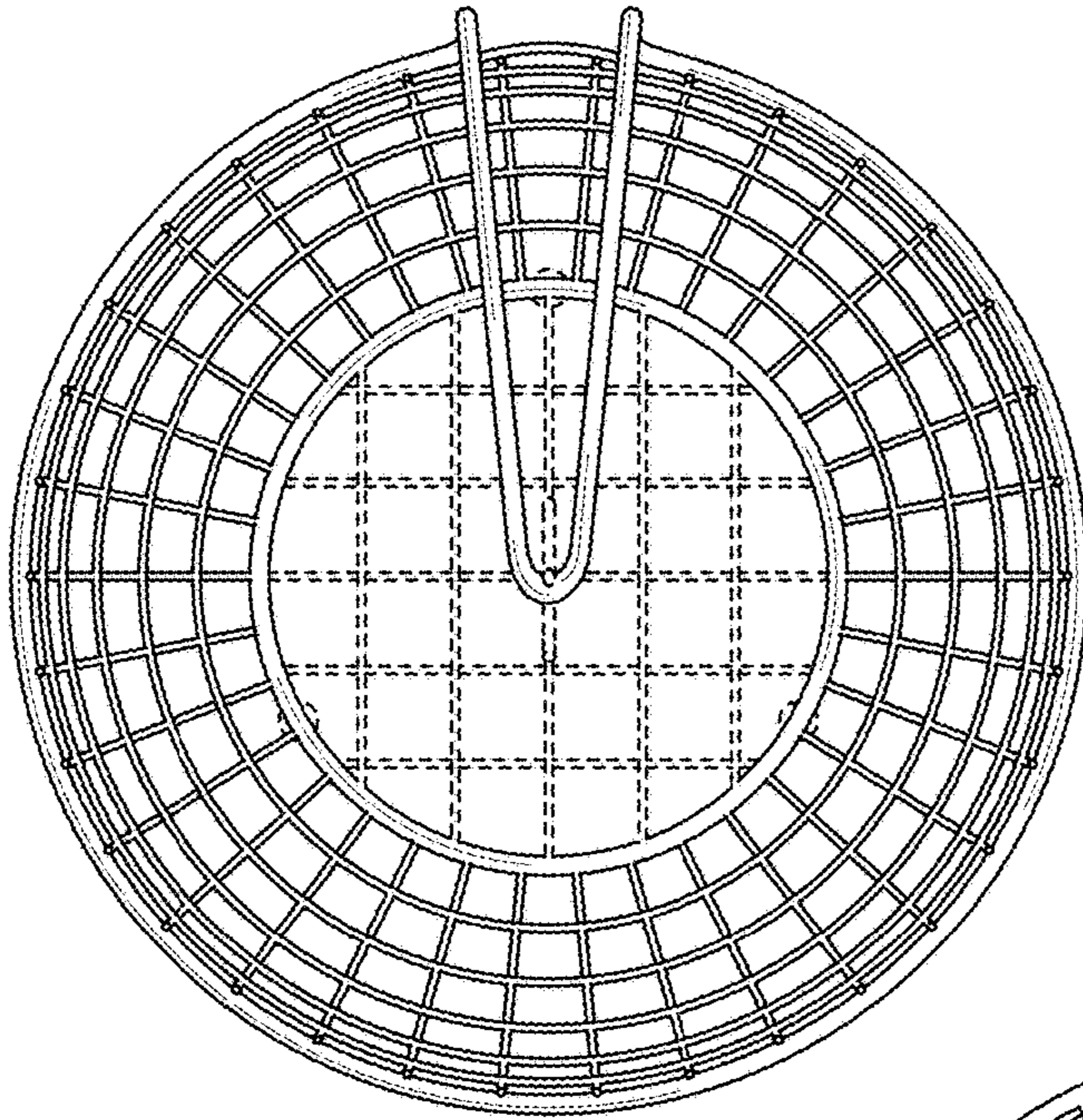


FIG. 5

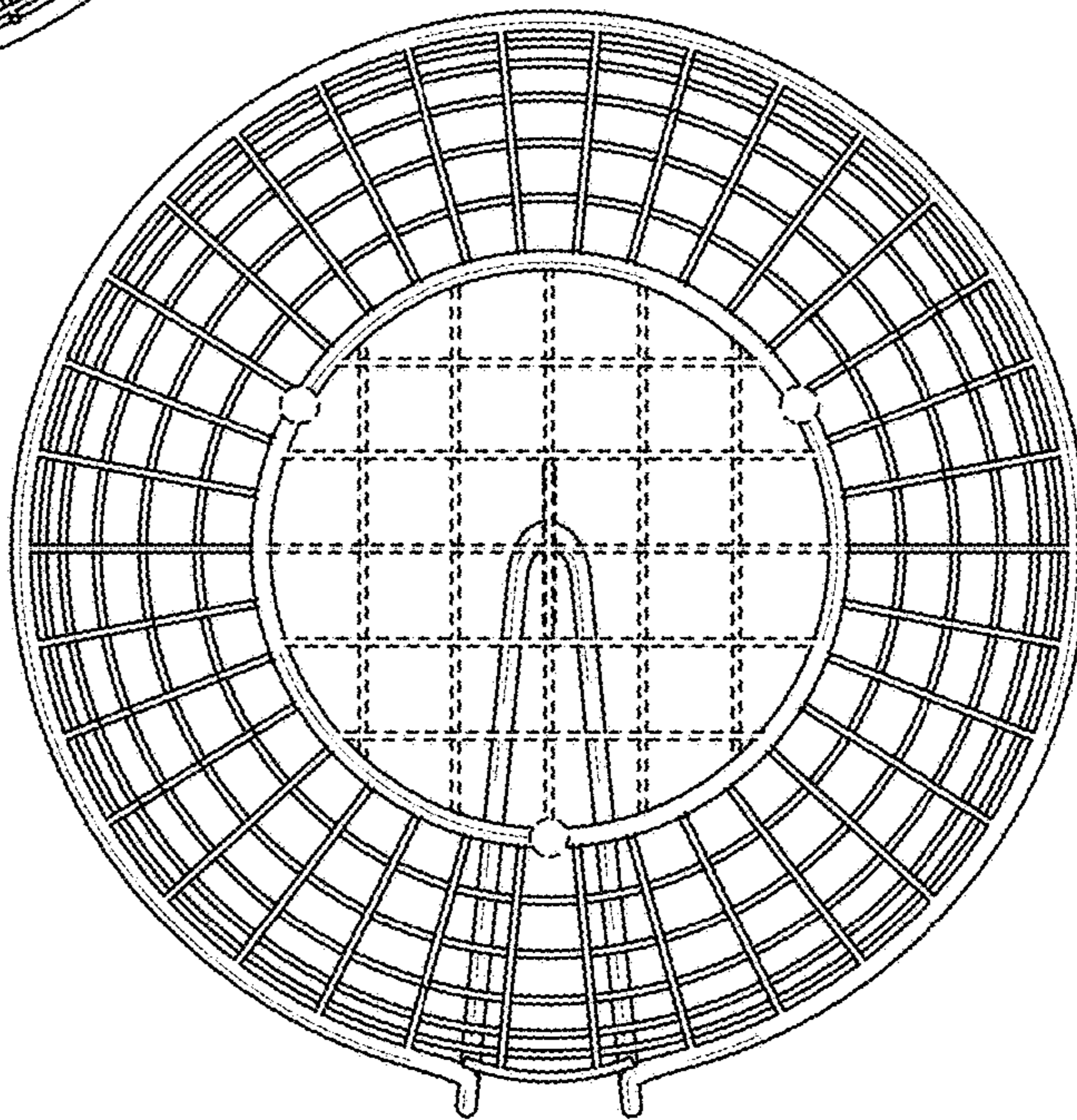


FIG. 6