



US00D794377S

(12) **United States Design Patent** (10) **Patent No.:** **US D794,377 S**  
**Wells** (45) **Date of Patent:** **\*\* Aug. 15, 2017**

(54) **TRAY**  
(71) Applicant: **Wellaco Products, LLC**, Memphis, TN (US)  
(72) Inventor: **Brandon Wells**, Memphis, TN (US)  
(73) Assignee: **Wellaco, Inc.**, Memphis, TN (US)  
(\*\*) Term: **15 Years**

D170,663 S \* 10/1953 Smith ..... D7/503  
D279,538 S \* 7/1985 Throm ..... D7/357  
D347,355 S \* 5/1994 Naft ..... D7/357  
D400,402 S \* 11/1998 Petkovich, Jr. .... D7/505  
D574,663 S \* 8/2008 Courington ..... D7/357  
D577,535 S \* 9/2008 Courington ..... D7/357  
D579,262 S \* 10/2008 Courington ..... D7/357  
D579,263 S \* 10/2008 Courington ..... D7/357  
D688,085 S \* 8/2013 Harris ..... D7/354  
D701,417 S \* 3/2014 Griffin ..... D7/354  
2014/0065273 A1 \* 3/2014 Krupa ..... A47J 37/01  
426/393

(21) Appl. No.: **29/549,972**  
(22) Filed: **Dec. 29, 2015**  
(51) **LOC (10) Cl.** ..... **07-02**  
(52) **U.S. Cl.**  
USPC ..... **D7/357; D7/354**  
(58) **Field of Classification Search**  
USPC ..... D7/323, 354-361, 543, 545, 549, 550.1,  
D7/553.1-553.8, 554.1-554.4, 555, 584,  
D7/586, 611; D9/430-433, 455-456,  
D9/737, 756-762  
CPC .... A21B 3/00; A21B 3/13; A21B 3/15; A21B  
3/132; A21B 3/134; A21B 5/00; A21B  
5/02; A47J 36/022; A47J 36/025; A47J  
36/027; A47J 37/00; A47J 37/01; A47J  
37/04; B65D 1/22; B65D 1/24; B65D  
1/34; B65D 1/36; B65D 81/343; B65D  
85/36  
See application file for complete search history.

\* cited by examiner

*Primary Examiner* — Ricky Pham  
(74) *Attorney, Agent, or Firm* — Frost Brown Todd LLC

(57) **CLAIM**

The ornamental design for a tray, as shown and described.

**DESCRIPTION**

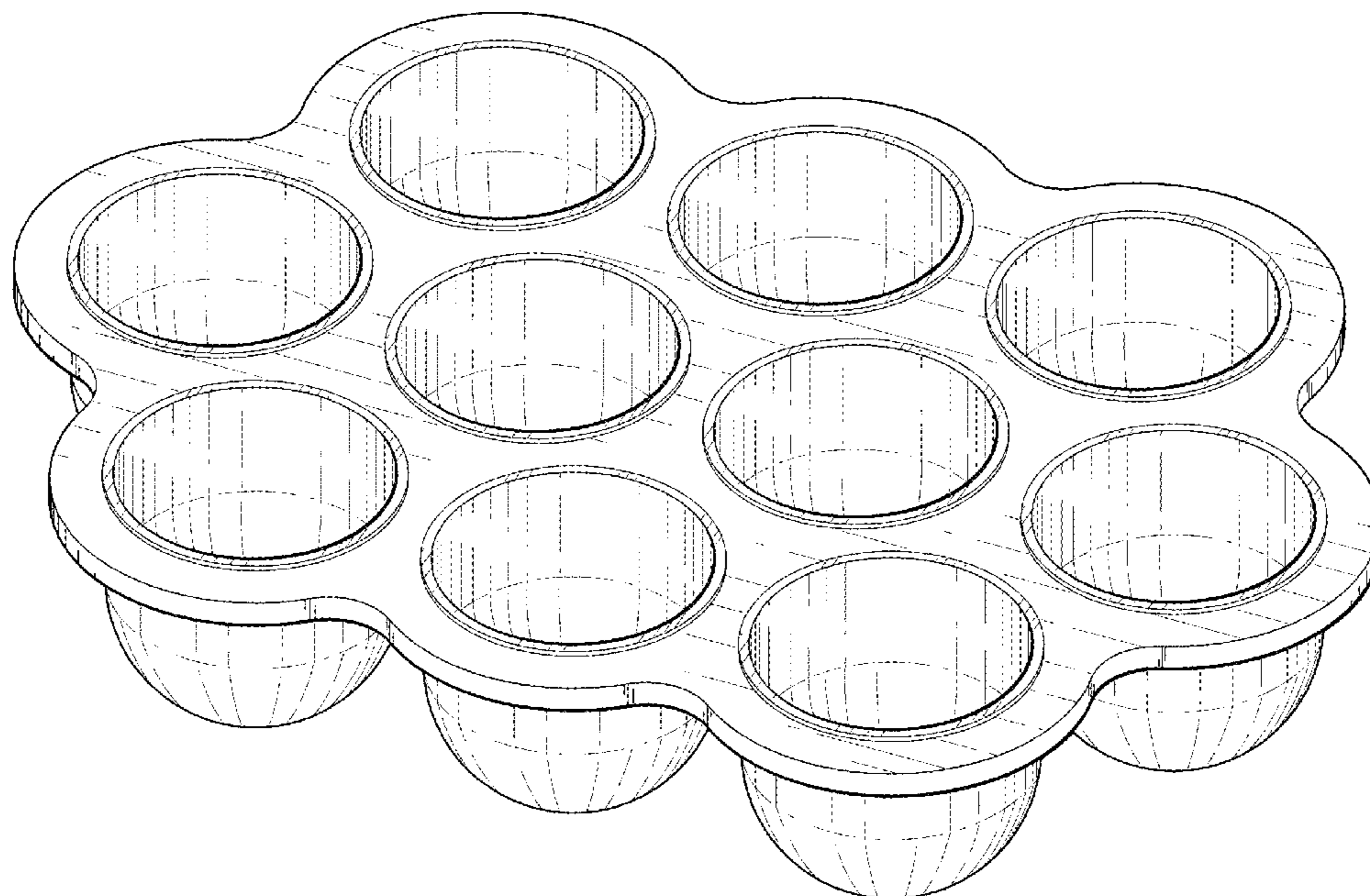
FIG. 1 is an upper-right, perspective view of an illustrated embodiment;  
FIG. 2 is a lower-right perspective view of the embodiment of FIG. 1;  
FIG. 3 is an upper-left perspective view of the embodiment of FIG. 1;  
FIG. 4 is a top plan view of the embodiment of FIG. 1;  
FIG. 5 is a front side view of the embodiment of FIG. 1;  
FIG. 6 is a right side view of the embodiment of FIG. 1; and,  
FIG. 7 is a bottom view of the embodiment of FIG. 1.  
The portions of the tray shown in broken lines are unclaimed shading and environment and form no part of the claimed design.

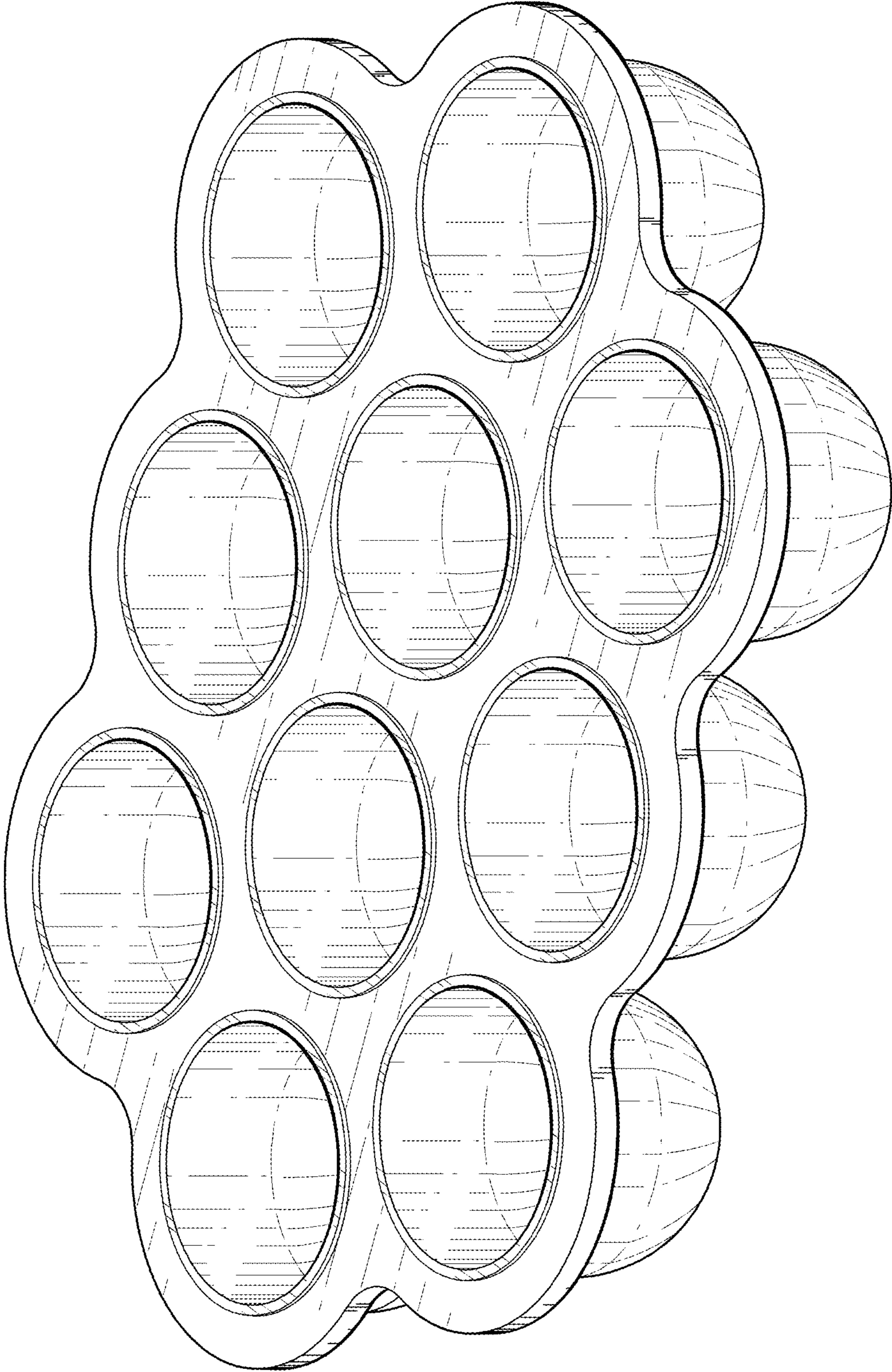
(56) **References Cited**

**U.S. PATENT DOCUMENTS**

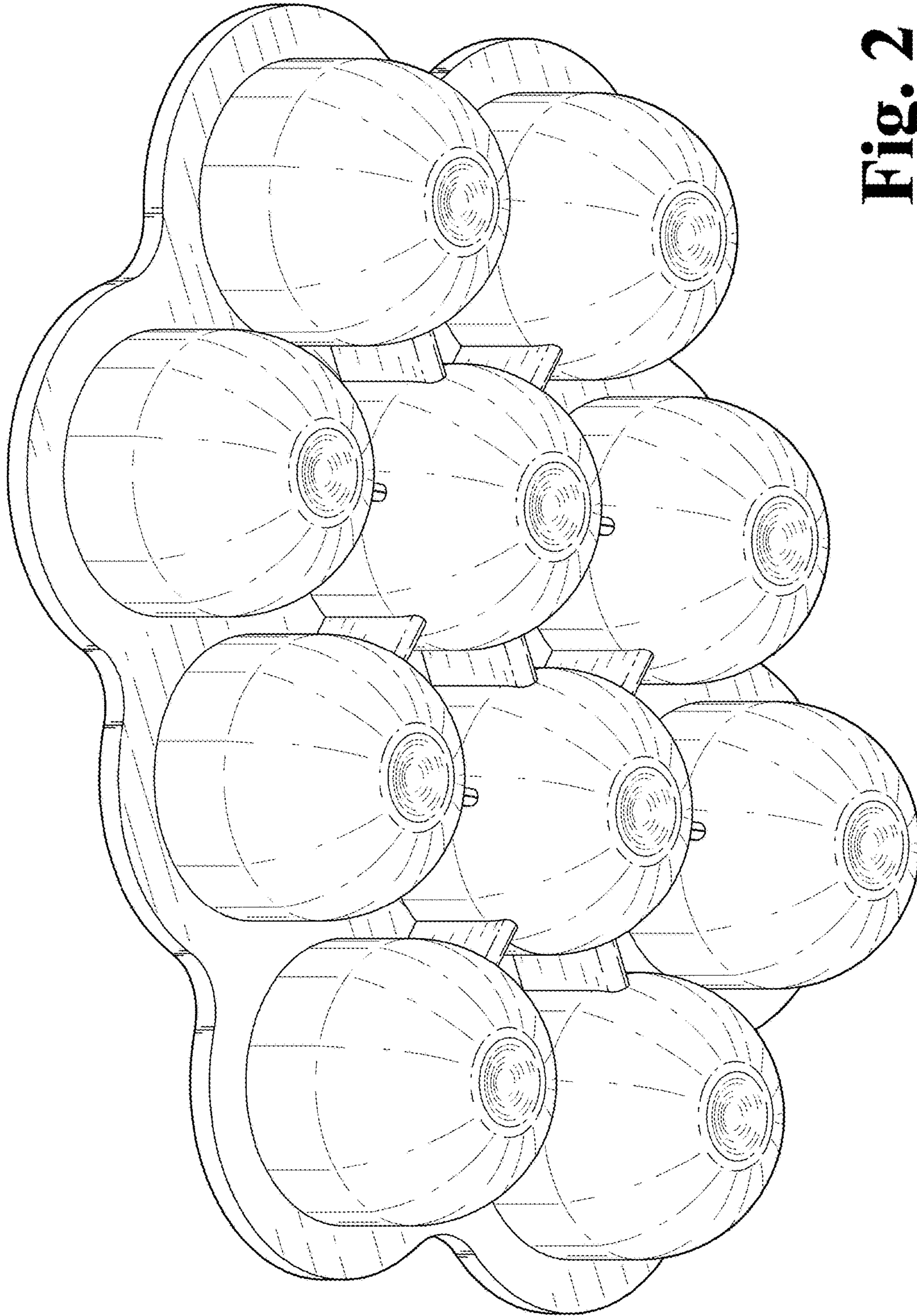
D51,881 S \* 3/1918 Eveans ..... 220/23.8  
1,308,482 A \* 7/1919 Cohn ..... A21B 3/132  
220/23.2

**1 Claim, 6 Drawing Sheets**

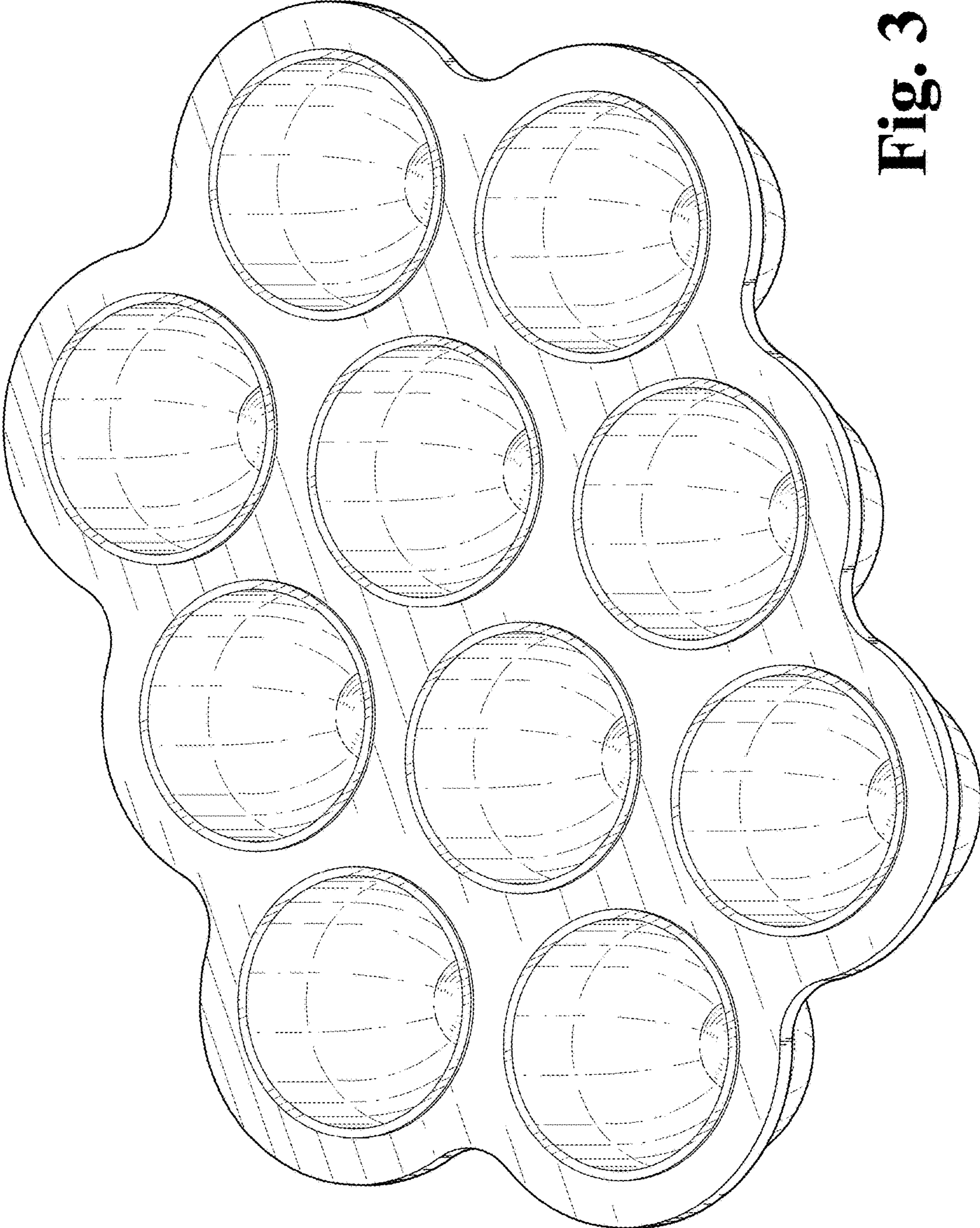




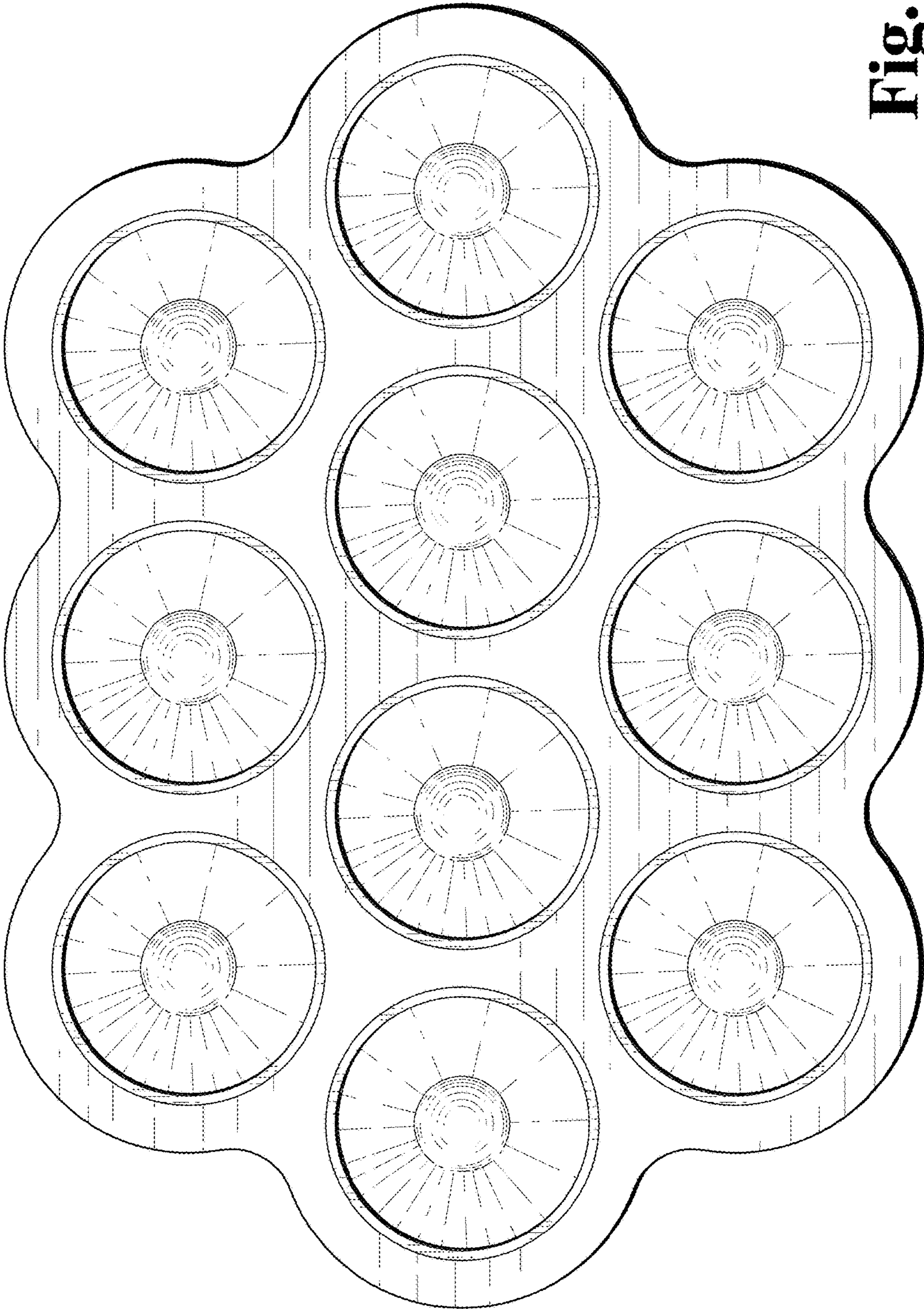
**Fig. 1**



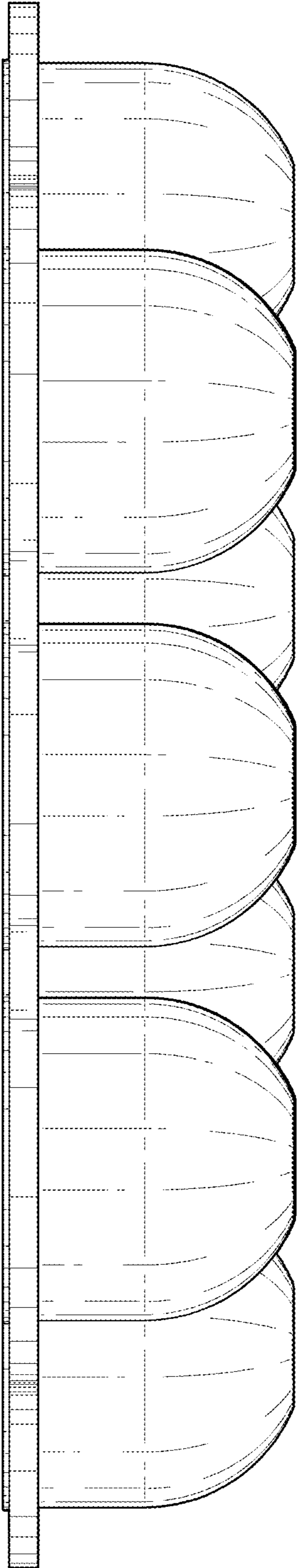
**Fig. 2**



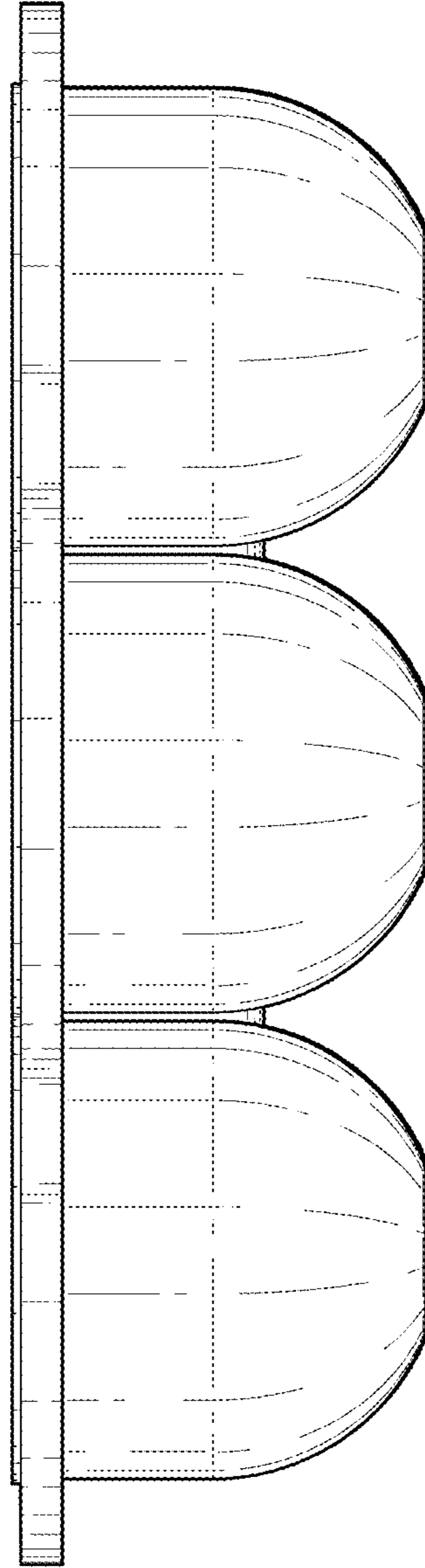
**Fig. 3**



**Fig. 4**



**Fig. 5**



**Fig. 6**

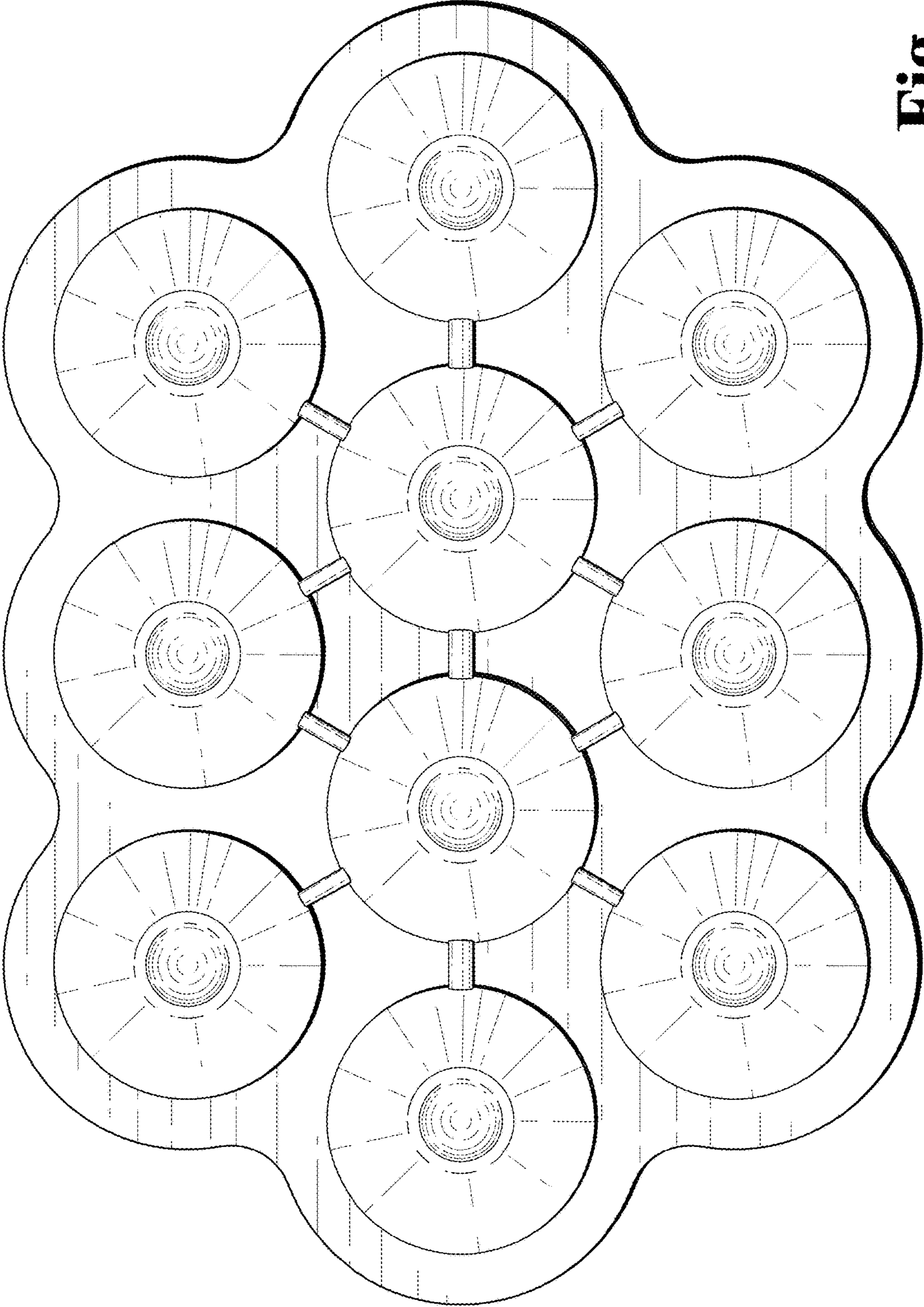


Fig. 7