

US00D794362S

(12) **United States Design Patent** (10) **Patent No.:** **US D794,362 S**
Procter (45) **Date of Patent:** **** *Aug. 15, 2017**

(54) **CURVED PULPIT**
(71) Applicant: **Procson Pty Ltd**, Sydney (AU)
(72) Inventor: **Stephen Procter**, Sydney (AU)
(73) Assignee: **PROCSON PTY LTD**, Sydney (AU)
(*) Notice: This patent is subject to a terminal disclaimer.
(**) Term: **15 Years**
(21) Appl. No.: **29/532,099**
(22) Filed: **Jul. 1, 2015**
(51) **LOC (10) Cl.** **06-06**
(52) **U.S. Cl.**
USPC **D6/700**
(58) **Field of Classification Search**
USPC D6/682, 682.5, 700, 701, 708.21, 300,
D6/708.17, 708.2, 314; D19/86;
248/444.1, 441.1, 445, 447; 108/150
CPC A47B 23/042; A47B 13/023; A47B 9/00;
A47B 9/20; A47B 19/00; A47B 19/002;
A47B 19/02; A47B 19/04; A47B 17/02
See application file for complete search history.

D269,291 S * 6/1983 Hofer D23/366
D274,102 S * 6/1984 You D6/700
4,605,193 A * 8/1986 Kuparinen A47B 19/08
248/121
D285,507 S * 9/1986 Middlemist D6/700
D300,092 S * 3/1989 Middlemist D6/700
4,819,902 A * 4/1989 Wenger A47B 19/002
248/423
D314,873 S * 2/1991 Wenger D6/701
D323,752 S * 2/1992 Montagner D19/88
D324,462 S * 3/1992 Karnaze 248/441.1
D346,286 S * 4/1994 Caponigro D17/99
D357,825 S * 5/1995 Gillam D6/700
D360,777 S * 8/1995 Glebe D6/310
D361,217 S * 8/1995 Glebe D6/310
D365,223 S * 12/1995 Pryor D6/700
D367,971 S * 3/1996 Lynn D6/701
D377,276 S * 1/1997 Hirsch D6/700
D388,262 S * 12/1997 Benting D17/99
5,833,199 A * 11/1998 Benting A47B 19/002
248/414
D404,933 S * 2/1999 Travers D6/700
D433,581 S * 11/2000 Miller D6/700

(Continued)

Primary Examiner — John Windmuller
Assistant Examiner — Steven Czyz
(74) *Attorney, Agent, or Firm* — Booth Udall Fuller, PLC

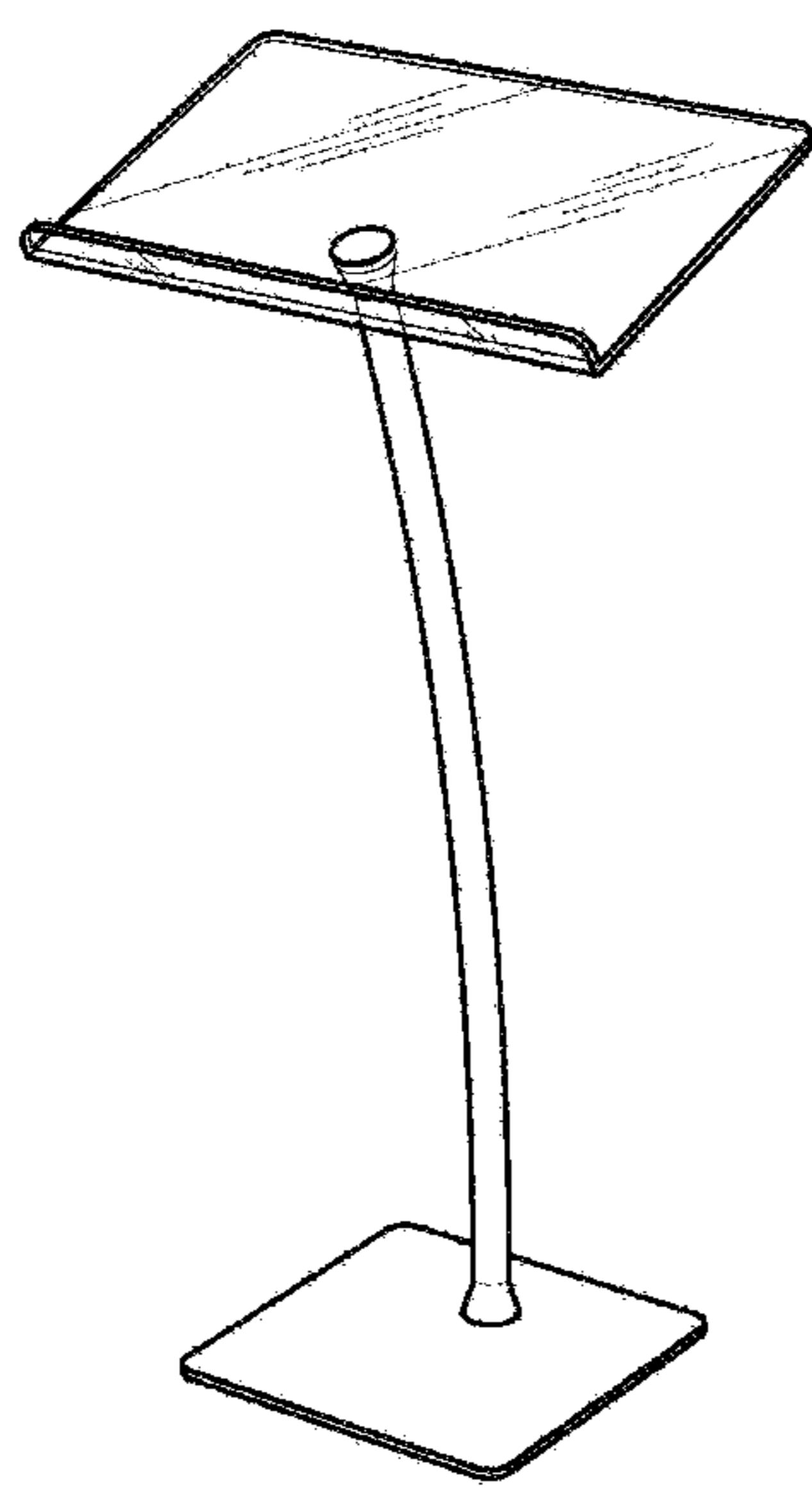
(57) **CLAIM**
The ornamental design for a curved pulpit, as shown and described.

(56) **References Cited**
U.S. PATENT DOCUMENTS
D102,790 S * 1/1937 Katz et al. D6/701
D118,485 S * 1/1940 Salomon et al. D6/700
D132,166 S * 4/1942 Cloutier et al. 297/34
2,873,552 A * 2/1959 Jewell A47B 19/002
248/460
3,079,725 A * 3/1963 La Flenr A47B 19/10
248/441.1
D220,343 S * 3/1971 Boissicat et al. D34/17
D239,899 S * 5/1976 Malcolm et al. D6/701
D245,820 S * 9/1977 Matthews D6/700
D250,920 S * 1/1979 Waters D6/700

DESCRIPTION

FIG. 1 is a top view of a curved pulpit;
FIG. 2 is left side view thereof;
FIG. 3 is a front view thereof;
FIG. 4 is a right side view thereof;
FIG. 5 is a rear view thereof;
FIG. 6 is a bottom view thereof;
FIG. 7 is a front perspective view thereof; and,
FIG. 8 is a rear perspective view thereof.

1 Claim, 8 Drawing Sheets



(56)

References Cited

U.S. PATENT DOCUMENTS

6,238,129	B1 *	5/2001	Rahn	F16M 11/02 248/441.1
D459,609	S *	7/2002	Raff	D6/701
D499,899	S *	12/2004	Brought	D6/700
D535,109	S *	1/2007	Palmer	D6/312
D598,217	S *	8/2009	Bode	D6/681.2
D609,495	S *	2/2010	Adams	D6/656.11
D618,009	S *	6/2010	Lancet	D6/700
D625,528	S *	10/2010	Sprague	D6/681
D644,450	S *	9/2011	Walter	D6/701
D650,200	S *	12/2011	Francis	D6/700
D661,498	S *	6/2012	Wang	G09F 7/04 D6/312
D671,545	S *	11/2012	Guran	D14/447
D677,075	S *	3/2013	Rodgers	D6/672
D697,345	S *	1/2014	Therrien	D6/700
D734,079	S *	7/2015	Roth	D6/656.13
2004/0188587	A1 *	9/2004	Michell	A47B 19/002 248/457
2005/0012014	A1 *	1/2005	Willner	A47B 19/10 248/441.1
2006/0272481	A1 *	12/2006	Frank	G10H 1/0008 84/600
2011/0147560	A1 *	6/2011	Camarillo	A47B 13/023 248/371
2011/0203495	A1 *	8/2011	McLaughlin	A47B 91/024 108/144.11

* cited by examiner

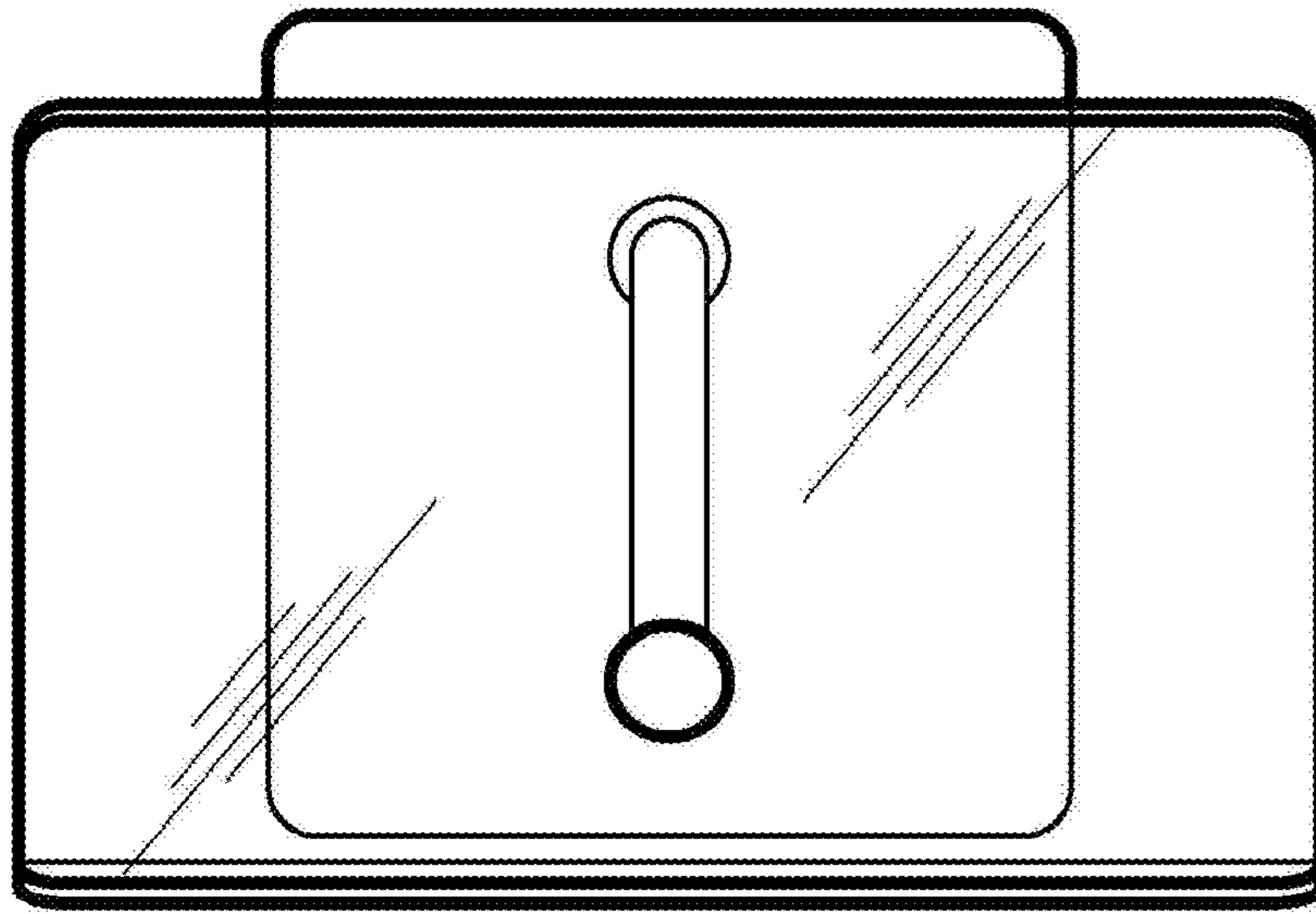


FIGURE 1

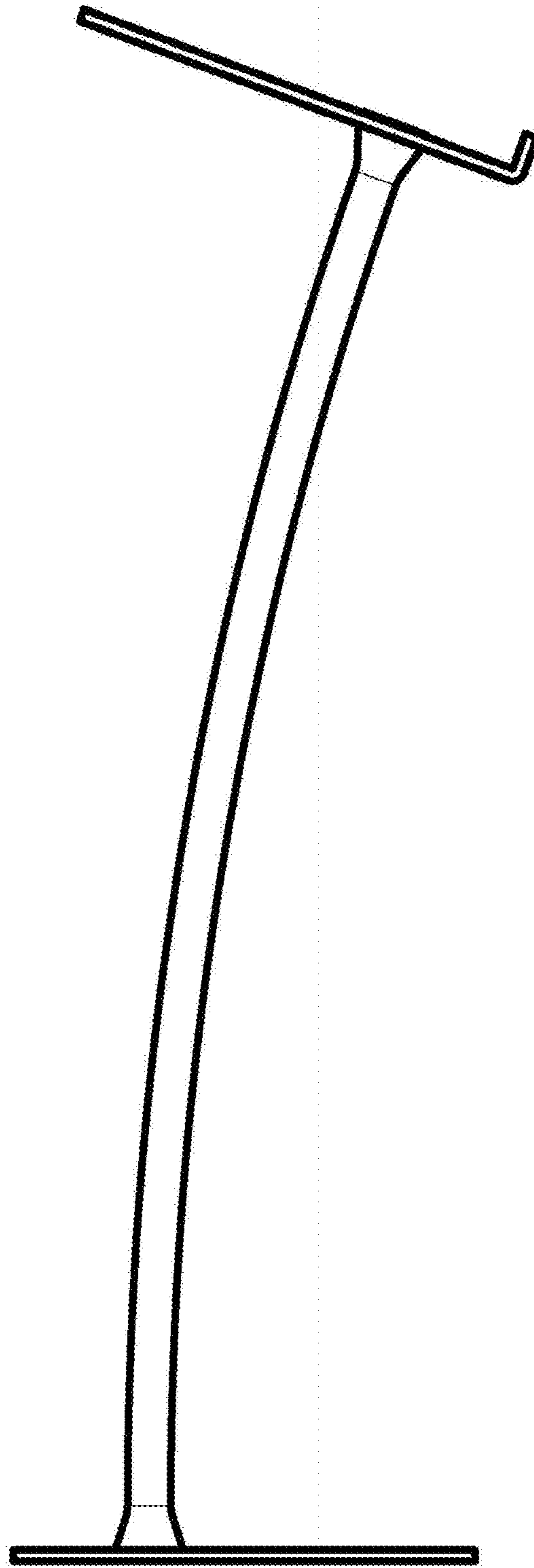


FIGURE 2

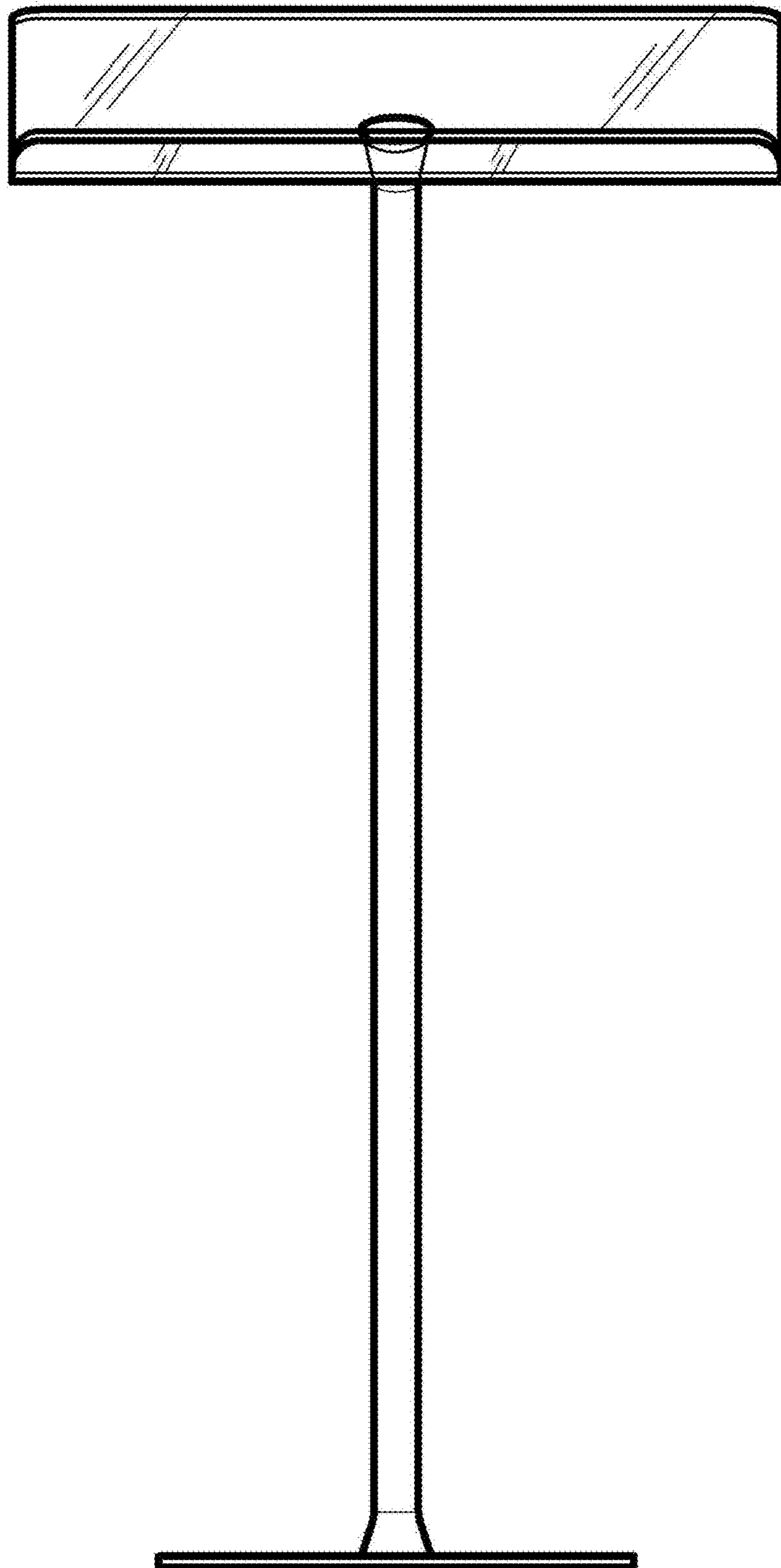


FIGURE 3

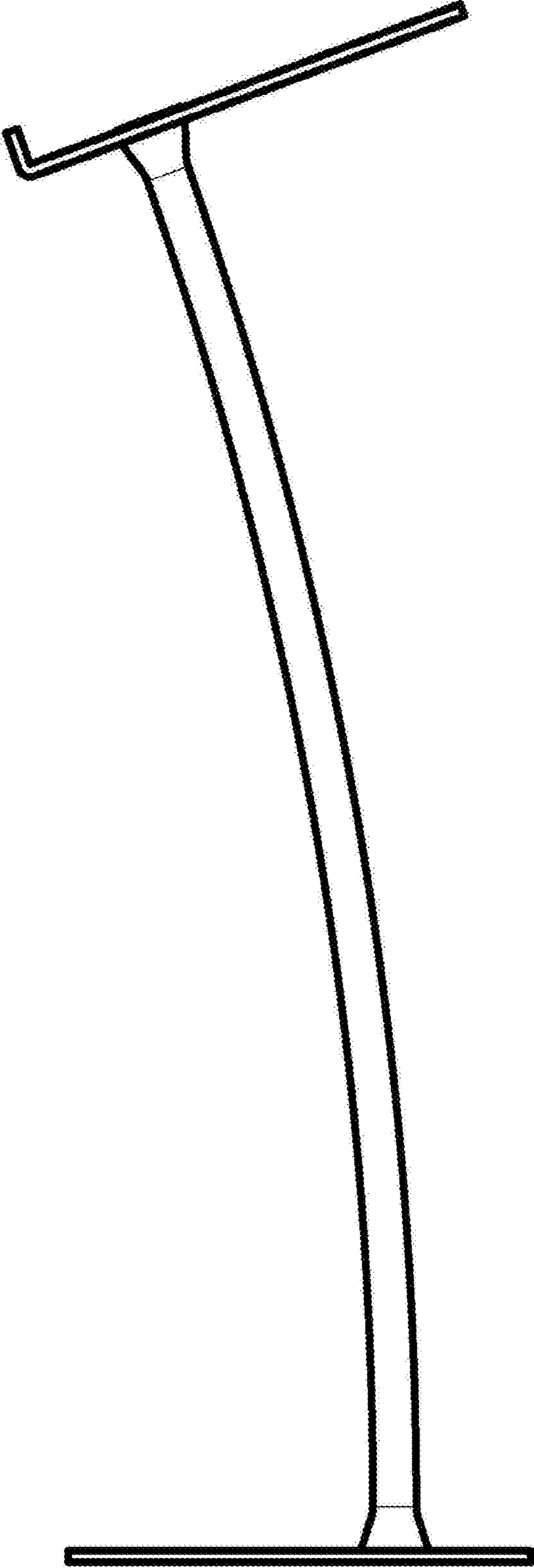


FIGURE 4

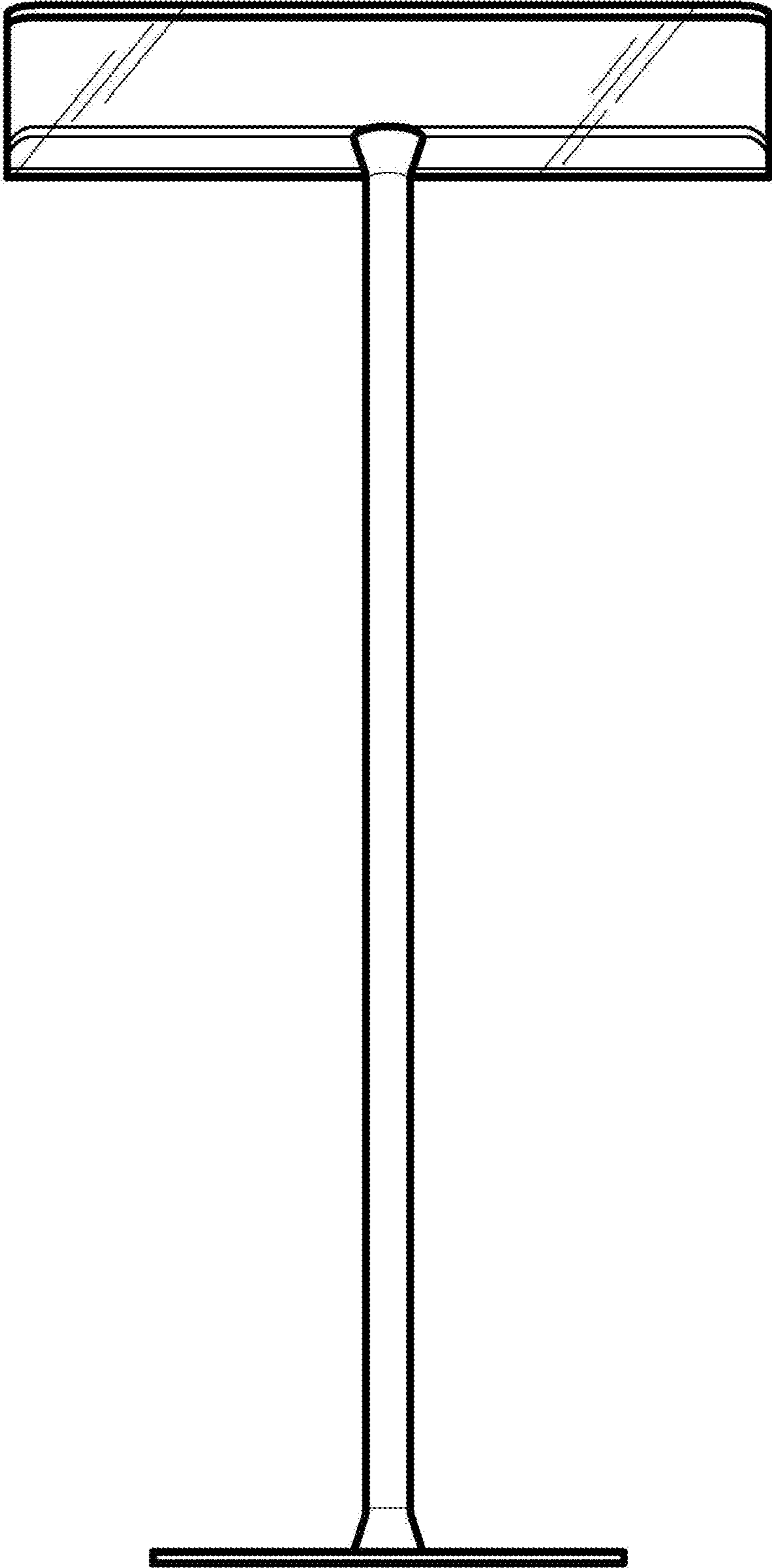


FIGURE 5




FIGURE 6

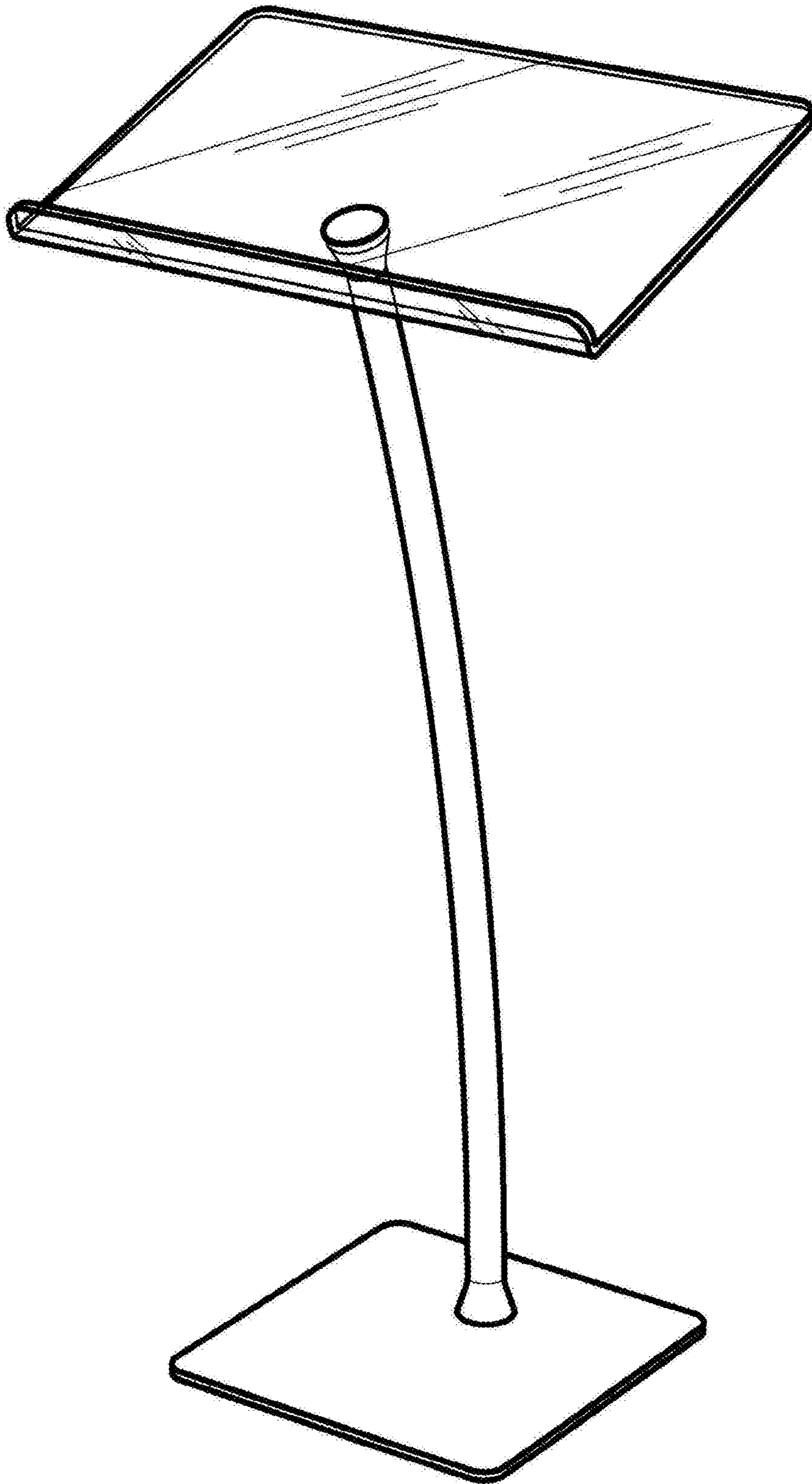


FIGURE 7

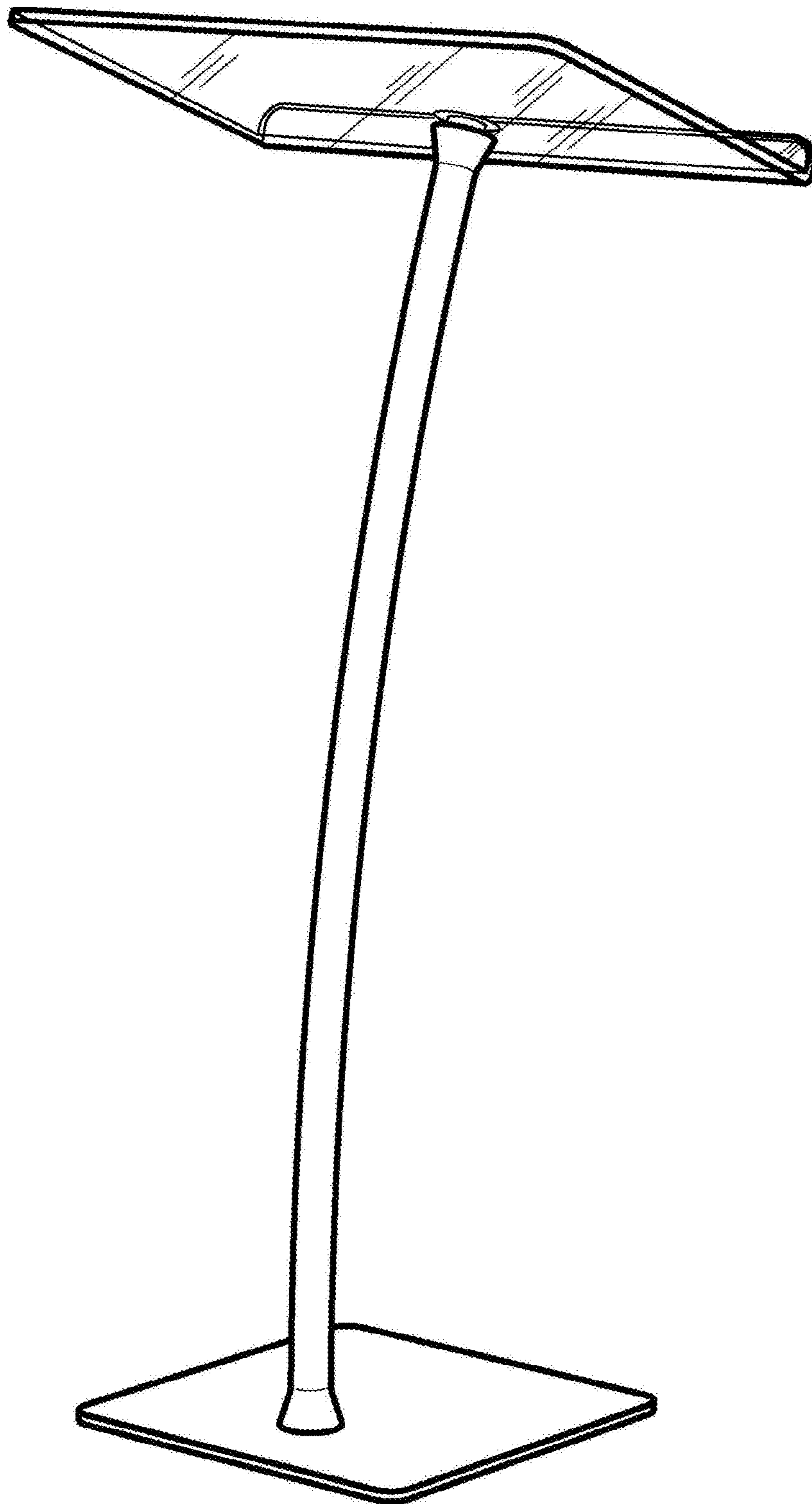


FIGURE 8