



US00D794357S

(12) **United States Design Patent**  
**Ross**

(10) **Patent No.:** **US D794,357 S**

(45) **Date of Patent:** **\*\* Aug. 15, 2017**

(54) **MATTRESS**

(71) Applicant: **DREAMWELL, LTD.**, Las Vegas, NV  
(US)

(72) Inventor: **James P. Ross**, Atlanta, GA (US)

(73) Assignee: **DREAMWELL, LTD.**, Las Vegas, NV  
(US)

(\*\*) Term: **15 Years**

(21) Appl. No.: **29/552,057**

(22) Filed: **Jan. 20, 2016**

(51) **LOC (10) Cl.** ..... **06-09**

(52) **U.S. Cl.**  
USPC ..... **D6/605**

(58) **Field of Classification Search**

USPC ..... D6/582-583, 587-592, 595-613,  
D6/617-622; D21/803-809; D24/183  
CPC ..... A47G 9/00; A47G 2009/001; A47G  
2009/002; A47G 2009/003; A47G  
2009/005; A47G 2009/006; A47G 9/02;  
A47G 9/0207; A47G 9/0215; A47G  
9/0223; A47G 9/023; A47G 9/0238;  
A47G 9/0246; A47G 9/0253; A47G  
9/0261; A47G 9/06; A47G 9/062; A47G  
9/066; A47G 9/068; A47G 9/08; A47G  
2009/0276; A47G 9/0284; A47G 9/0292;  
A47G 9/04; A47G 9/10

See application file for complete search history.

(56) **References Cited**

**U.S. PATENT DOCUMENTS**

2,613,185 A \* 10/1952 Marshall ..... C11D 17/00  
510/145  
2,958,608 A \* 11/1960 Barnard ..... D04H 1/66  
28/163  
3,047,888 A \* 8/1962 Shecter ..... A47C 27/15  
428/218  
D260,951 S \* 9/1981 Paripovich ..... 5/675

4,955,095 A \* 9/1990 Gerrick ..... A47C 31/105  
5/691  
D670,953 S \* 11/2012 Price ..... D6/605  
D681,999 S \* 5/2013 Price ..... D6/605  
D731,819 S \* 6/2015 Wightman ..... D6/605

(Continued)

*Primary Examiner* — Mary Ann Calabrese

*Assistant Examiner* — Jennifer L Rempfer

(74) *Attorney, Agent, or Firm* — Cantor Colburn LLP

(57) **CLAIM**

I claim the ornamental design for a mattress, as shown and described.

**DESCRIPTION**

FIG. 1 is a left side, top perspective view of a mattress embodying my design;

FIG. 2 is a top plan view thereof, the bottom being a mirror image thereof;

FIG. 3 is a left side view thereof, the right side being a mirror image thereof;

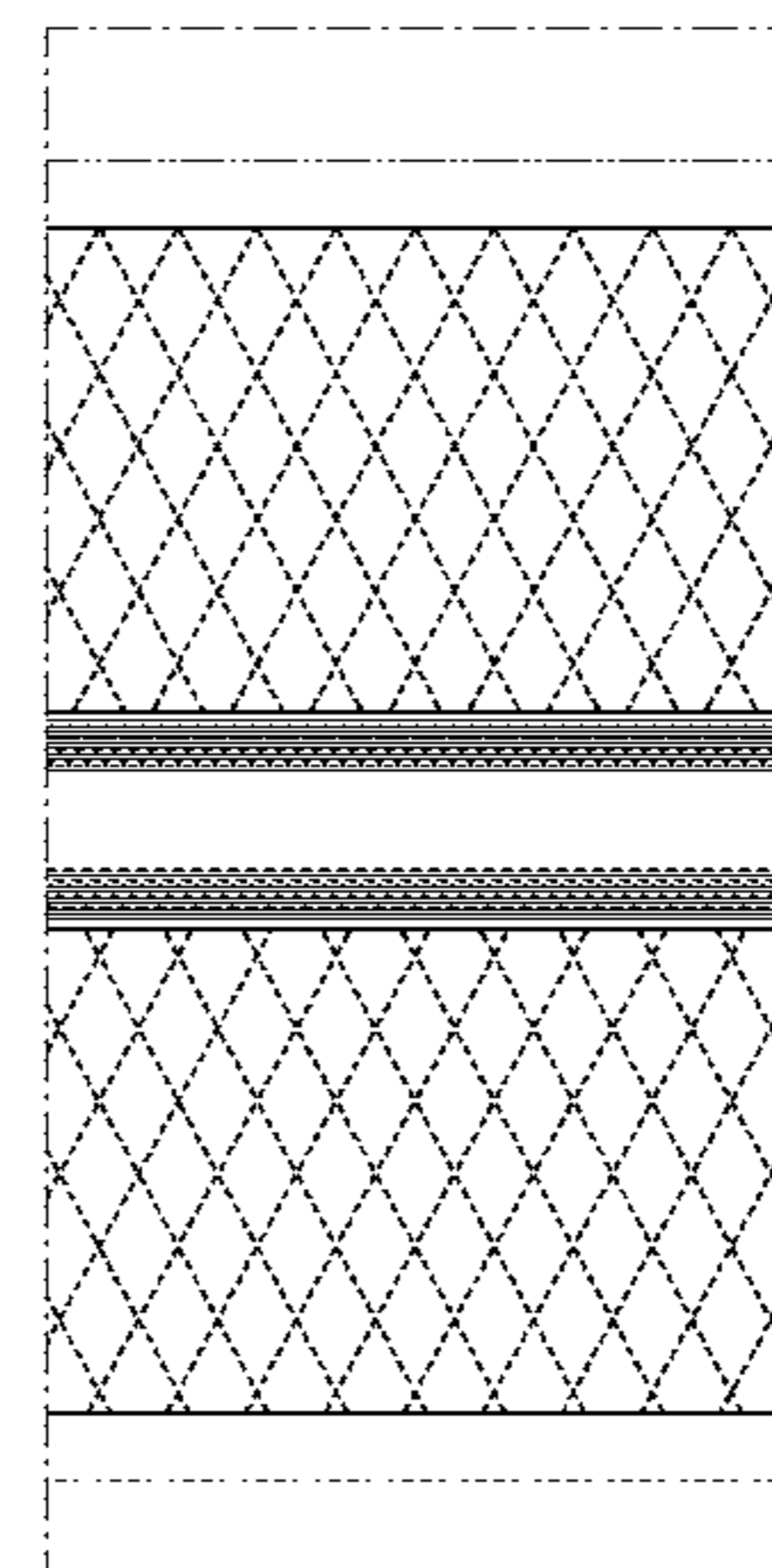
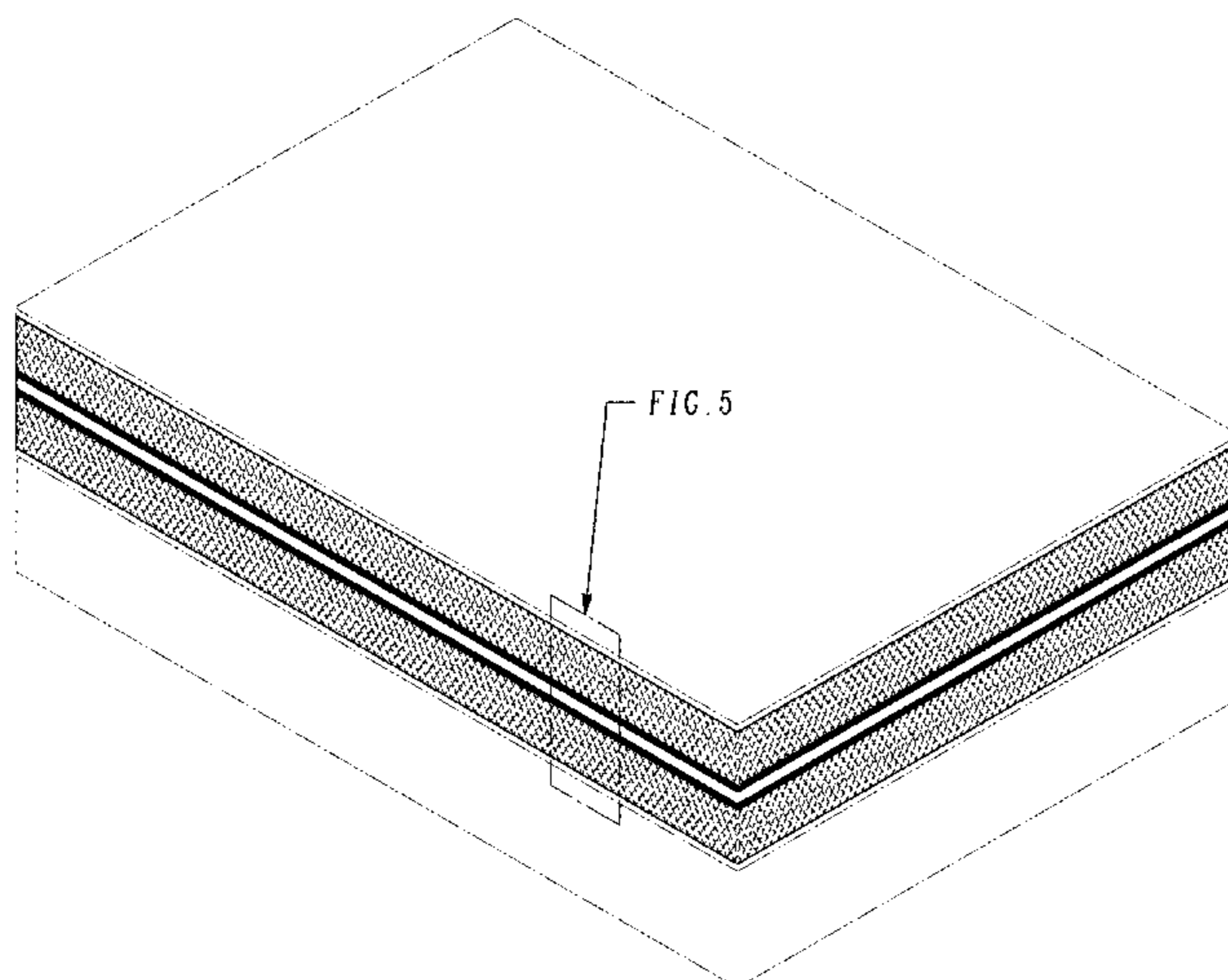
FIG. 4 is a foot end view thereof, the head end being a mirror image thereof;

FIG. 5 is an enlarged perspective view taken from FIG. 1 showing a portion of the mattress; and,

FIG. 6 is an enlarged side view taken from FIG. 3 showing a portion of the mattress.

The broken line boundaries are environmental and form no part of the claimed design. Accordingly, the dash-dot-dot-dash broken lines represent environmental subject matter showing the claimed mattress in use and do not form part of the claimed design. The dash-dot-dot-dash broken lines surrounding FIGS. 5 and 6 and the corresponding detailed reference rectangles shown in FIGS. 1 and 2 represent boundaries that form no part of the claimed design. The short dot-dot broken lines represent claimed stitching and do form part of the claimed design.

**1 Claim, 4 Drawing Sheets**



(56)

**References Cited**

U.S. PATENT DOCUMENTS

2012/0297547 A1\* 11/2012 Myers ..... D05B 11/005  
5/737

\* cited by examiner

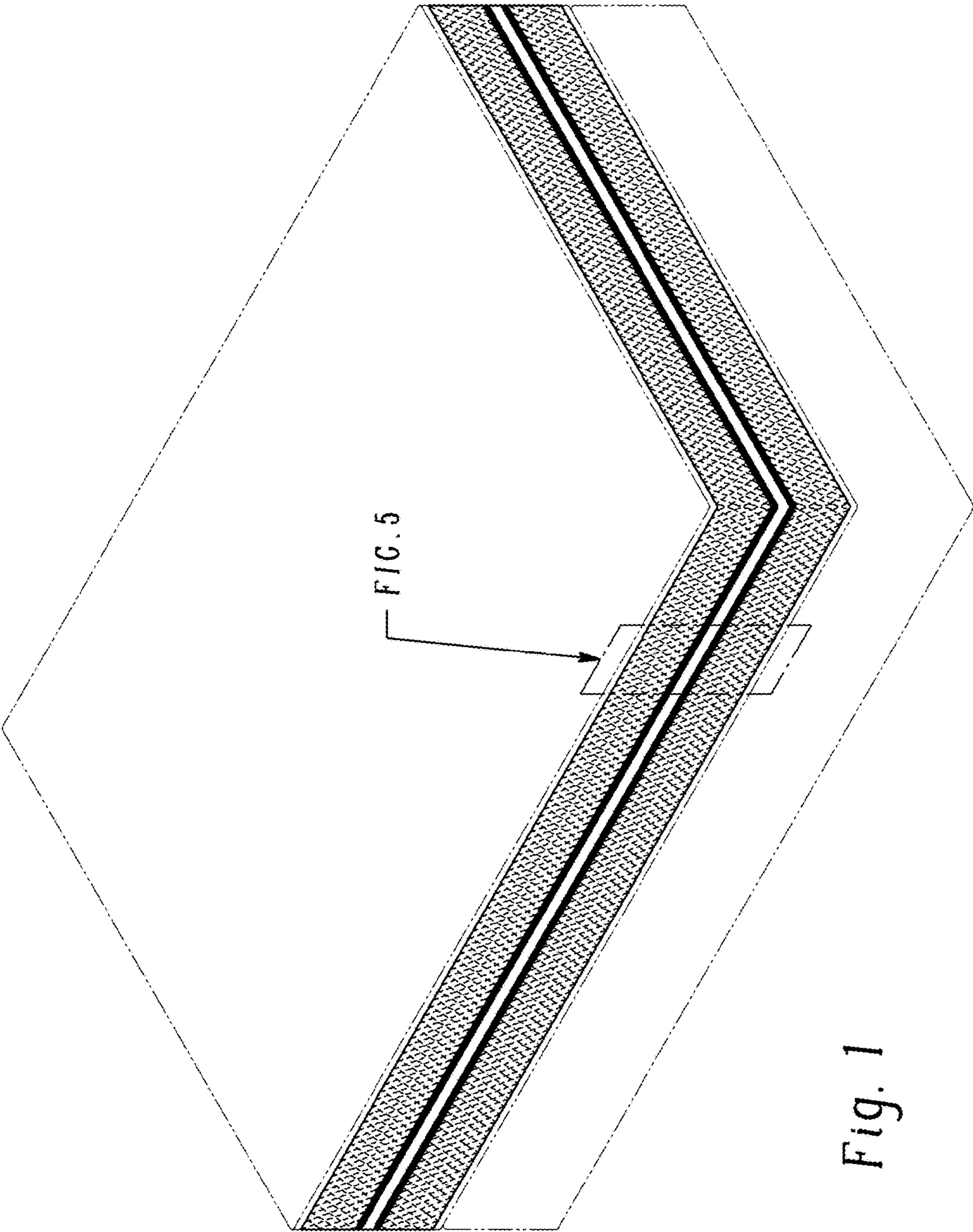


Fig. 1



Fig. 2



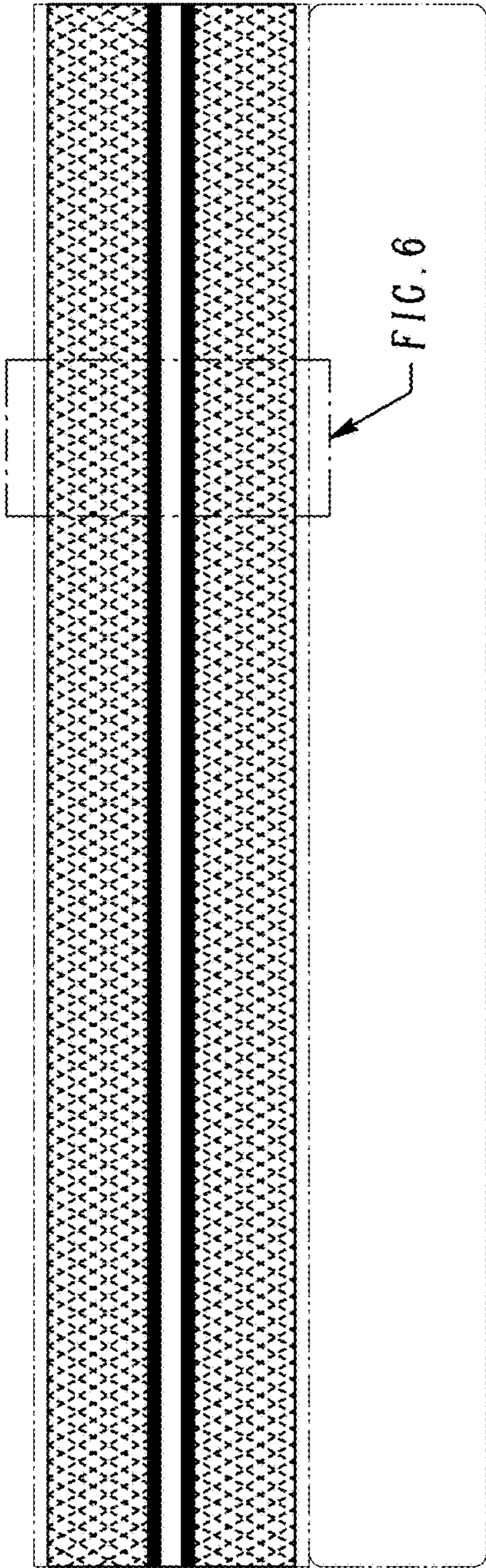


Fig. 3

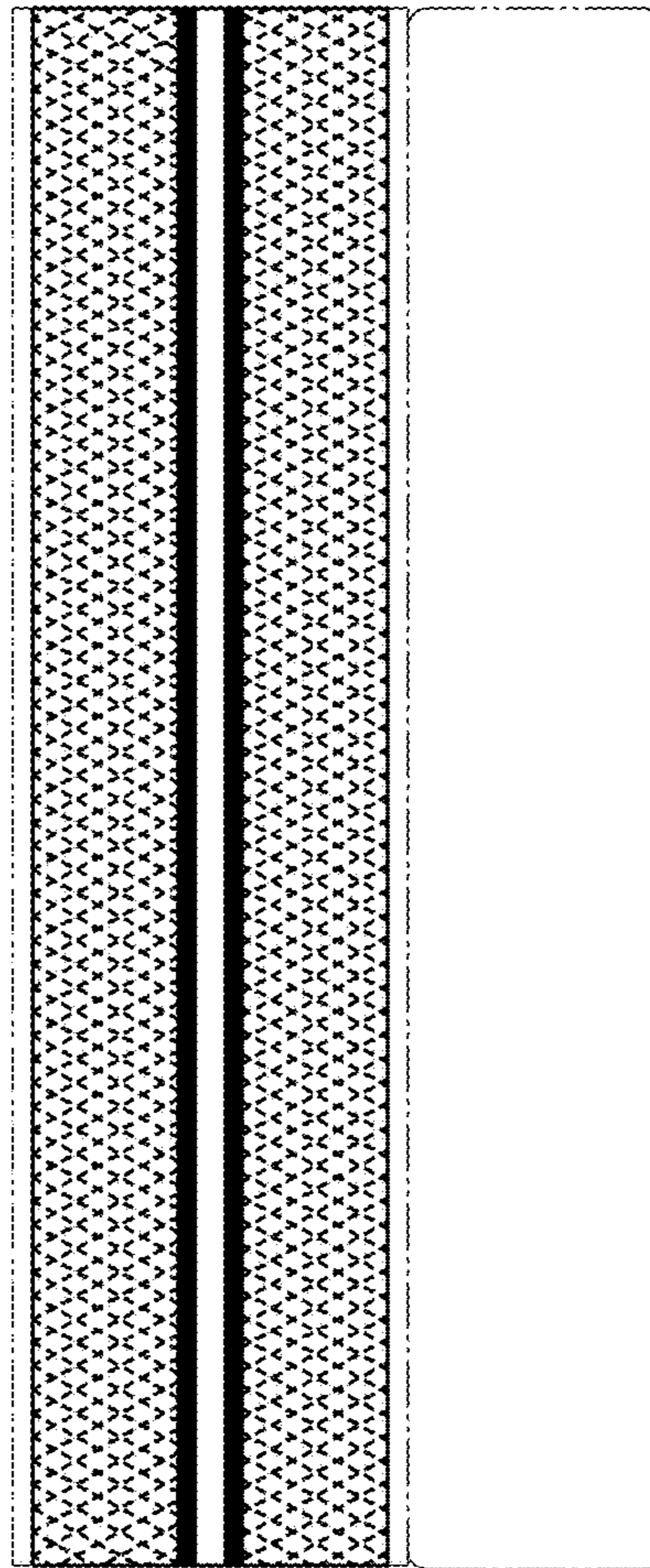


Fig. 4

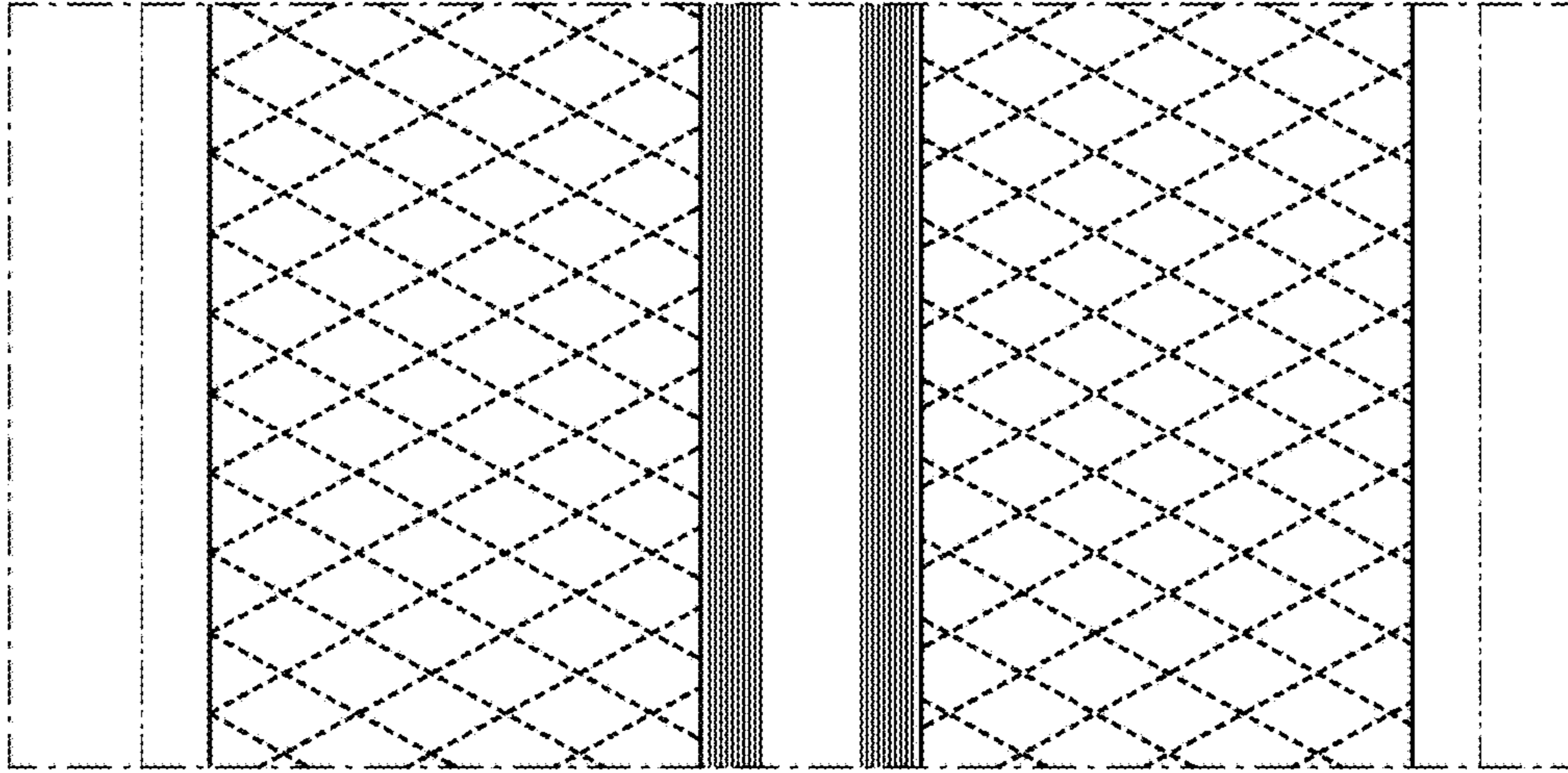


Fig. 6

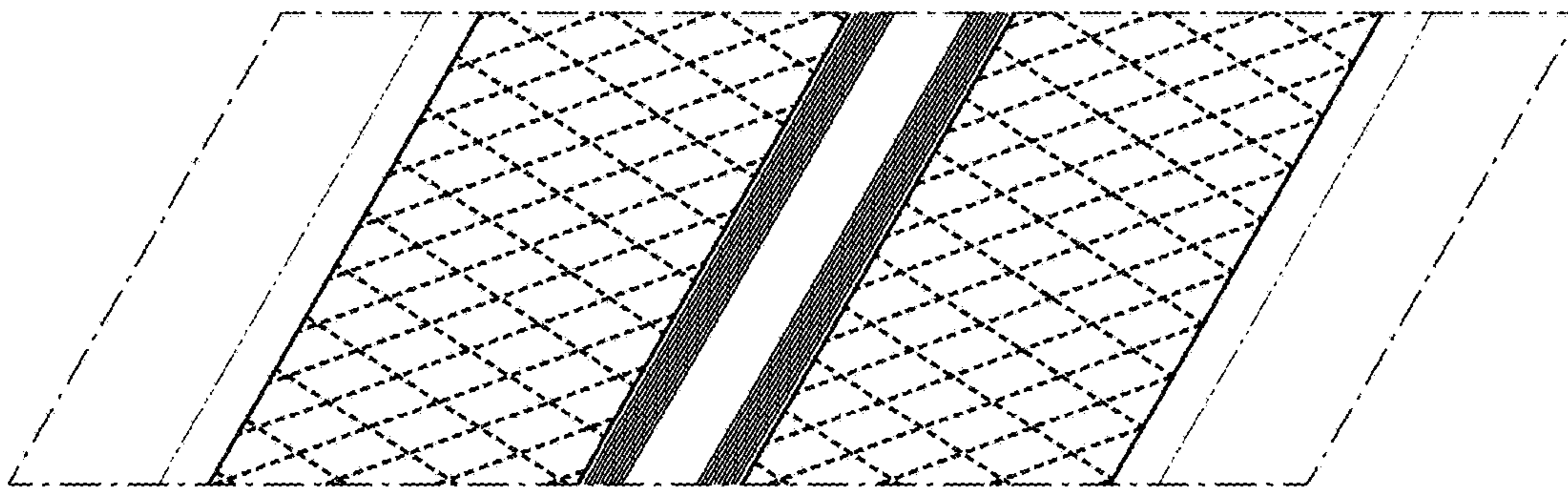


Fig. 5