



US00D794353S

(12) **United States Design Patent** (10) **Patent No.:** **US D794,353 S**
Cute (45) **Date of Patent:** **** Aug. 15, 2017**

(54) **TEARDROP HANGER STAKE**
(71) Applicant: **SUN HILL INDUSTRIES, INC.**,
Fairfield, CT (US)
(72) Inventor: **Joseph E. Cute**, Geneva, IL (US)
(73) Assignee: **Sunhill Industries, Inc.**, Fairfield, CT
(US)
(**) Term: **15 Years**
(21) Appl. No.: **29/552,848**
(22) Filed: **Jan. 26, 2016**
(51) **LOC (10) Cl.** **11-02**
(52) **U.S. Cl.**
USPC **D6/404**
(58) **Field of Classification Search**
USPC D6/403-405, 556-558, 675, 683, 708.16,
D6/708.2; D9/428, 545, 643;
D11/143-156, 164; D8/1
CPC . A01G 9/00; A01G 9/02; A01G 9/028; A01G
9/04; A01G 9/042; A01G 9/045; A01G
9/10; A01G 27/005; A01G 27/006; A01G
27/02; A01G 31/00; A01G 31/001; A01G
31/02
See application file for complete search history.

D285,754 S * 9/1986 Beaty D6/403
D300,702 S * 4/1989 Larson D6/513
D351,120 S * 10/1994 Webb D11/143
D415,366 S * 10/1999 Walters-Dowding D6/403
D483,198 S * 12/2003 Davies D6/403
D579,230 S * 10/2008 Denham D6/405
D589,719 S * 4/2009 Cute D6/403
D589,720 S * 4/2009 Cute D6/403
D615,769 S * 5/2010 Bugio D6/403
D632,504 S * 2/2011 Yeh D6/403
D632,505 S * 2/2011 Yeh D6/403
D641,567 S * 7/2011 Bugio D11/148
D653,473 S * 2/2012 Cute D6/404
D692,251 S 10/2013 Cute
D692,252 S 10/2013 Cute
D693,592 S 11/2013 Cute
D698,566 S * 2/2014 Cute D6/403
D713,553 S 9/2014 Cute
D732,303 S * 6/2015 Cute D6/403
2012/0205504 A1 * 8/2012 Cute A47G 7/041
248/150

* cited by examiner

Primary Examiner — Elizabeth Albert
(74) *Attorney, Agent, or Firm* — Riverside Law LLP

(57) **CLAIM**

I claim the ornamental design for a teardrop hanger stake, as shown and described.

(56) **References Cited**

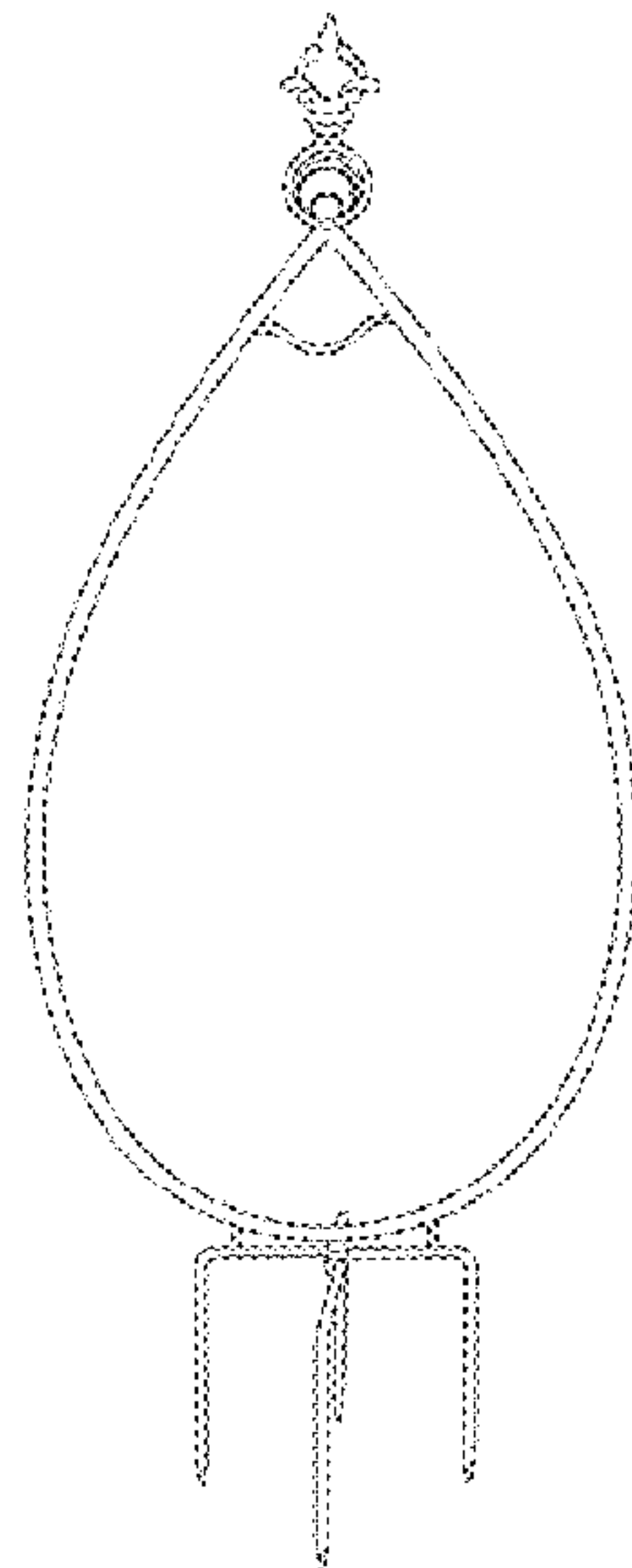
U.S. PATENT DOCUMENTS

718,109 A * 1/1903 Easterling A01G 13/04
47/20.1
1,127,530 A * 2/1915 Setchell A01G 9/12
47/47
D71,462 S * 11/1926 Kahn 119/459
D87,361 S * 7/1932 Scott et al. D6/403
2,014,175 A * 9/1935 Hart A01G 13/043
47/20.1
D209,836 S * 1/1968 Tatlock D11/127

DESCRIPTION

FIG. 1 is a perspective view of a teardrop hanger stake;
FIG. 2 is a right side view thereof;
FIG. 3 is a left side view thereof;
FIG. 4 is a front view thereof;
FIG. 5 is a rear view thereof;
FIG. 6 is a top view thereof; and,
FIG. 7 is a bottom view thereof.

1 Claim, 6 Drawing Sheets



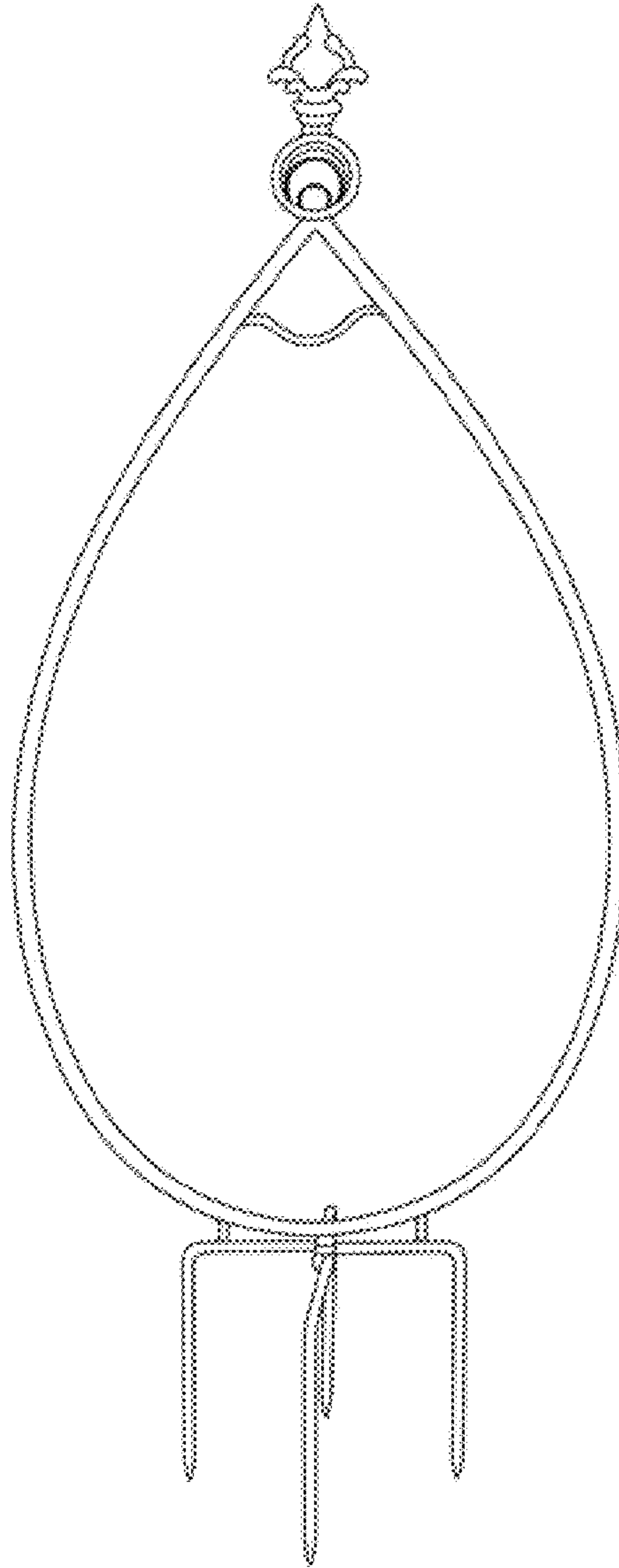


Figure 1

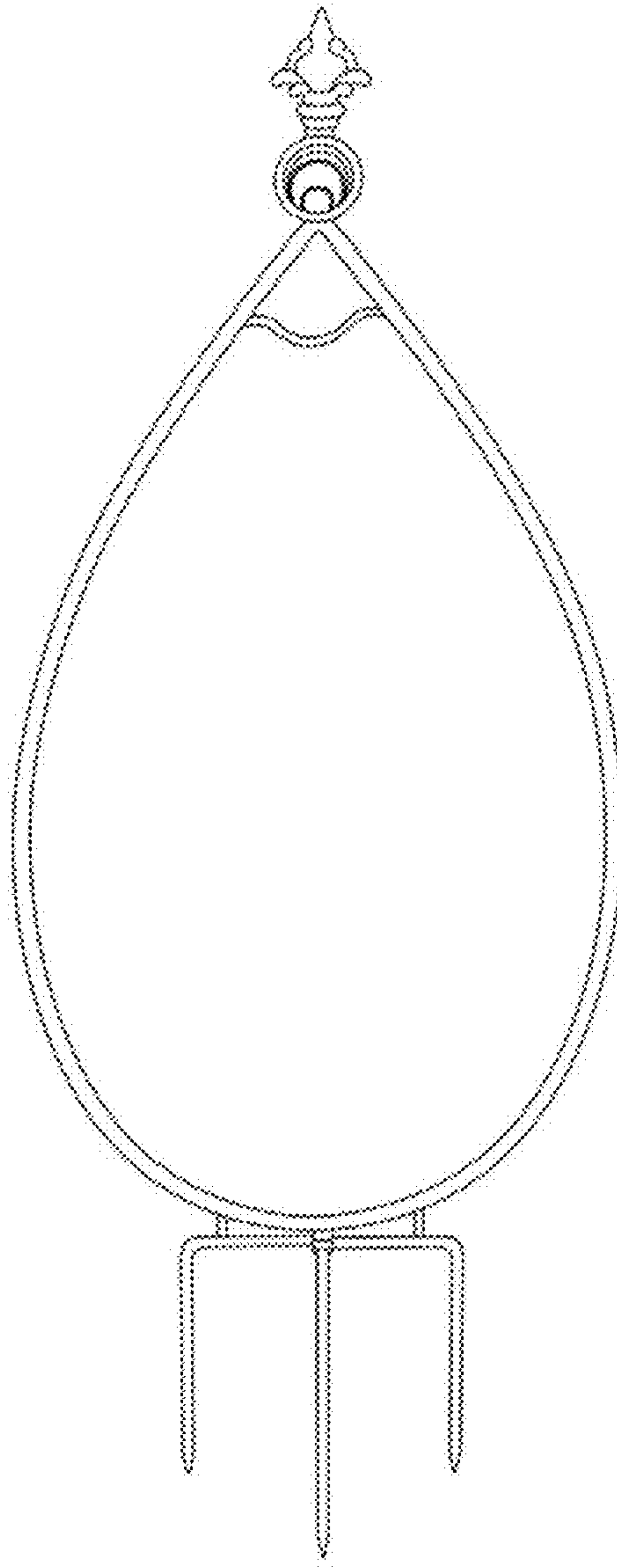


Figure 2

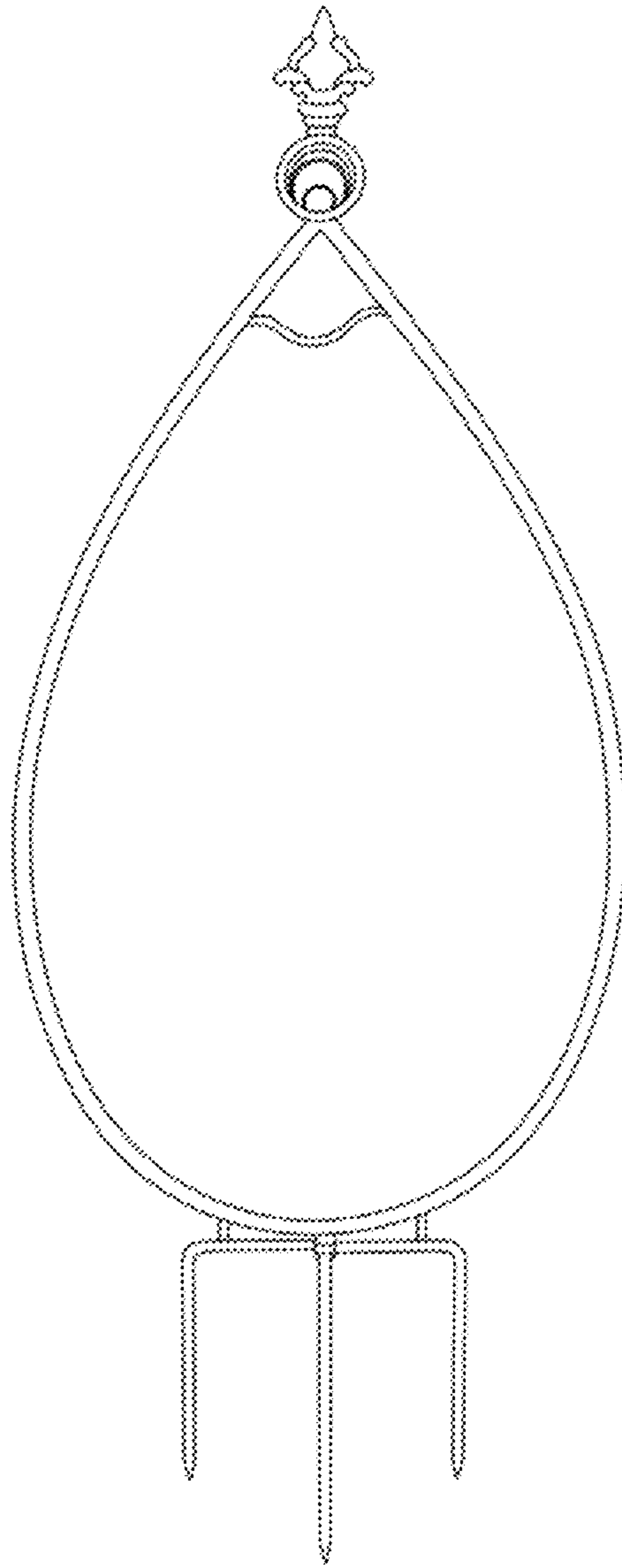


Figure 3

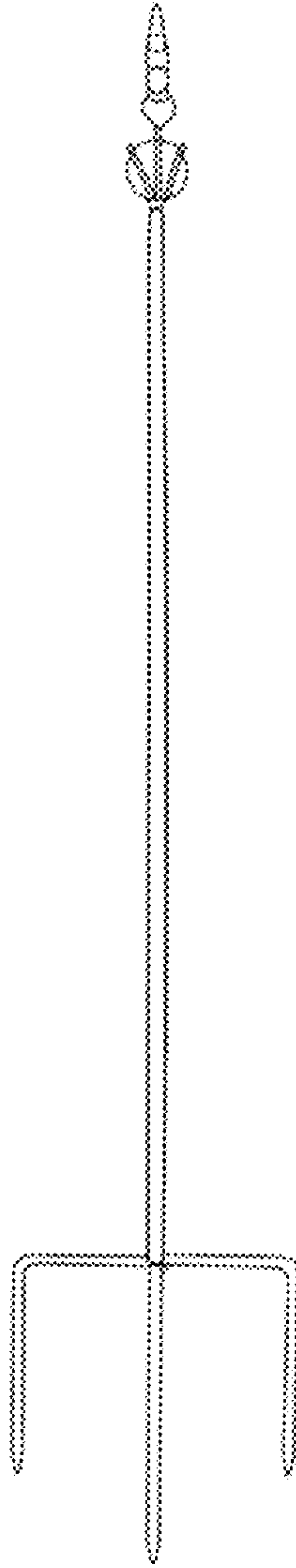


Figure 4

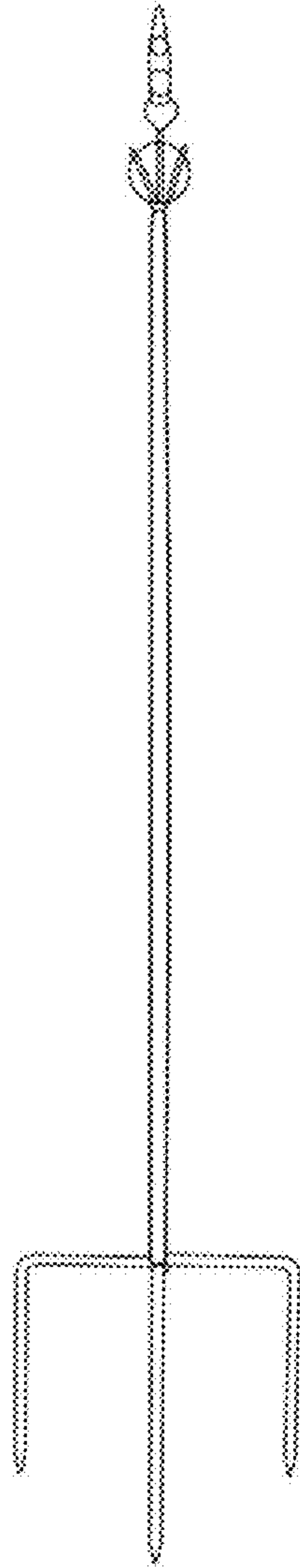


Figure 5

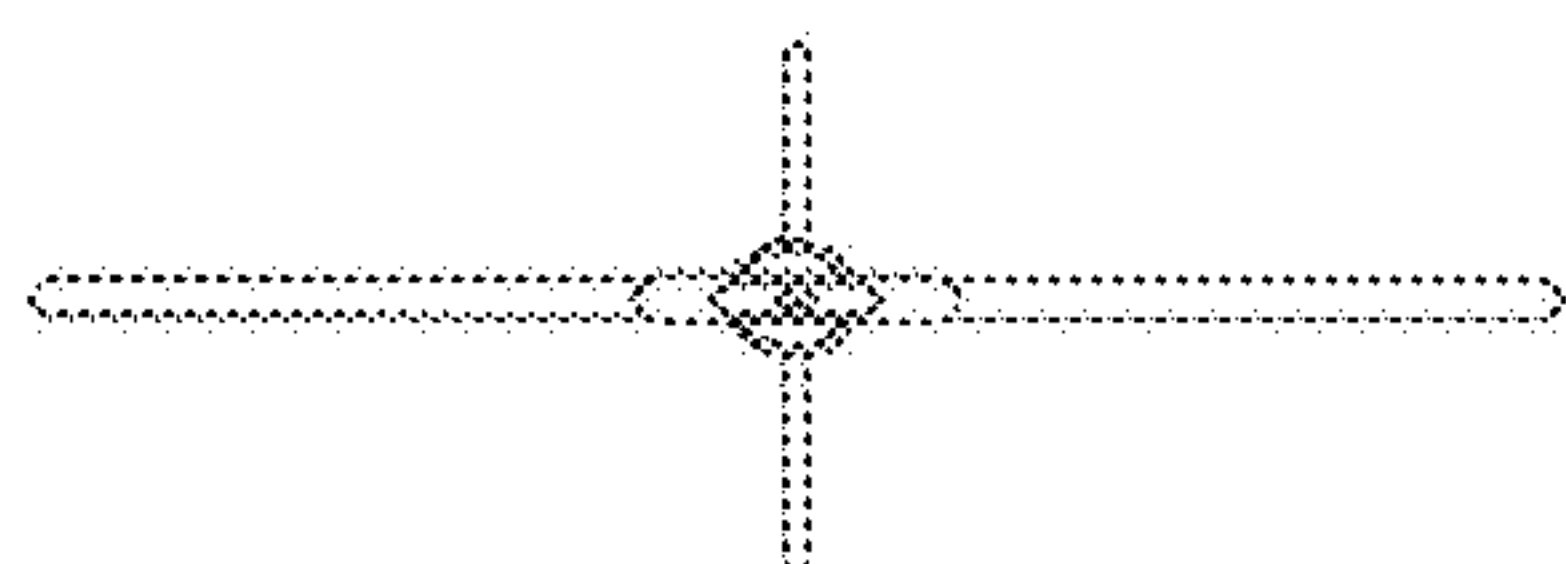


Figure 6

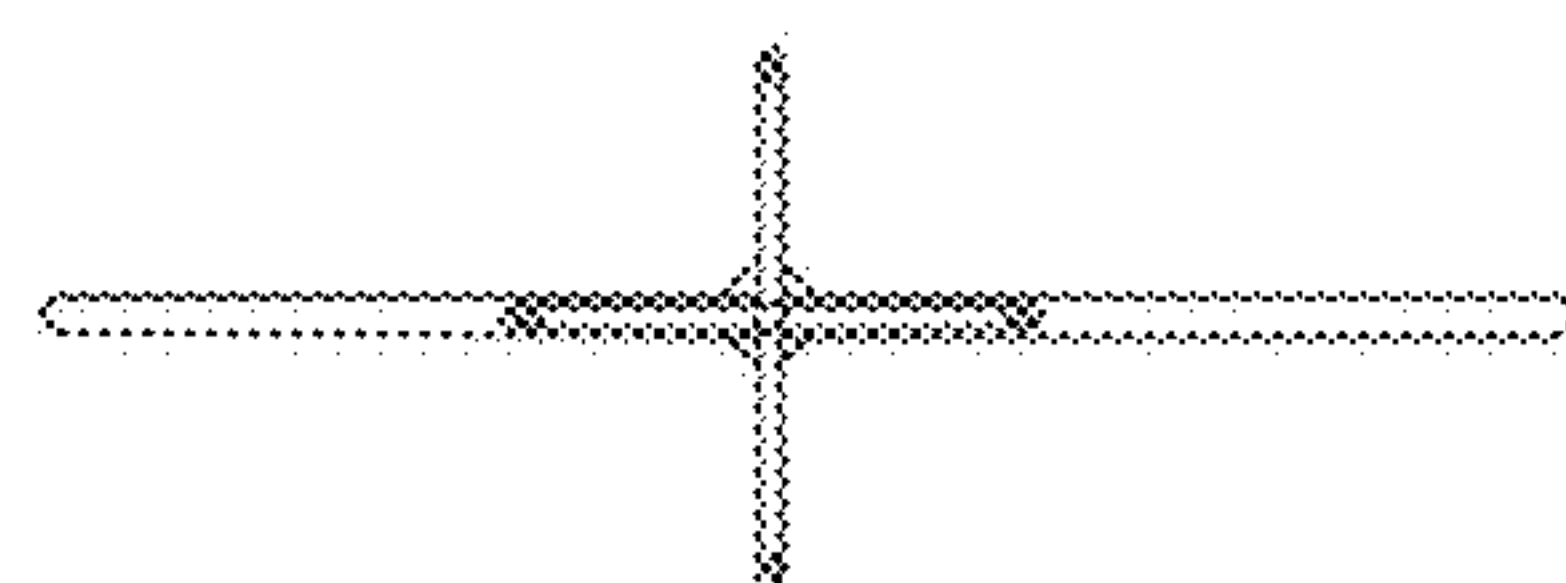


Figure 7