



US00D794334S

(12) **United States Design Patent**
Zavalloni

(10) **Patent No.:** **US D794,334 S**

(45) **Date of Patent:** **** Aug. 15, 2017**

(54) **HEAD FOR ELECTRICAL TOOTHBRUSH**

(71) Applicant: **CURADEN AG**, Kriens (CH)

(72) Inventor: **Marco Zavalloni**, Wohlen (CH)

(73) Assignee: **CURADEN AG**, Kriens (CH)

(**) Term: **15 Years**

(21) Appl. No.: **29/529,204**

(22) Filed: **Jun. 4, 2015**

(30) **Foreign Application Priority Data**

Dec. 5, 2014 (CH) 2014-00812

(51) **LOC (10) Cl.** **04-02**

(52) **U.S. Cl.**
USPC **D4/102; D4/101**

(58) **Field of Classification Search**
USPC D4/100-102, 104-118, 124-125,
D4/127-132, 136, 138, 121-122, 133,
D4/135

CPC A46B 5/00; A46B 5/0004; A46B 5/0008;
A46B 5/0012; A46B 5/002; A46B
5/0095; A46B 9/04; A46B 11/0006; A46B
2200/1066; A61B 17/24; A61C 17/16
See application file for complete search history.

(56) **References Cited**

U.S. PATENT DOCUMENTS

D278,764 S * 5/1985 Olsen D4/101
D294,885 S * 3/1988 Mollenhoff 15/23
D419,774 S * 2/2000 Langue D4/104
D462,174 S * 9/2002 Schaber D4/101
D483,183 S * 12/2003 De Salvo D4/101
D503,852 S * 4/2005 Hensel D4/101
D509,362 S * 9/2005 Maeda D4/101
D510,809 S * 10/2005 Geiberger D4/104
D513,881 S * 1/2006 Meyers D4/101
D524,548 S * 7/2006 Hay D4/128

D527,185 S * 8/2006 Vu D4/101
D593,328 S * 6/2009 Grant D4/108
D625,104 S * 10/2010 Winkler D4/101
D652,626 S * 1/2012 GebSKI D4/101
D657,565 S * 4/2012 GebSKI D4/101
8,196,246 B1 * 6/2012 Haynes A61C 17/222
15/167.1
D669,687 S * 10/2012 Heil D4/101
D701,388 S * 3/2014 Chuanzhou D4/101

(Continued)

FOREIGN PATENT DOCUMENTS

EP 1844732 A1 * 10/2007 A61C 17/221
WO WO 2016063078 A1 * 4/2016 A46B 9/04

Primary Examiner — Jeffrey D Asch

Assistant Examiner — Rebekah A Caruso

(74) *Attorney, Agent, or Firm* — Birch, Stewart, Kolasch
& Birch, LLP

(57) **CLAIM**

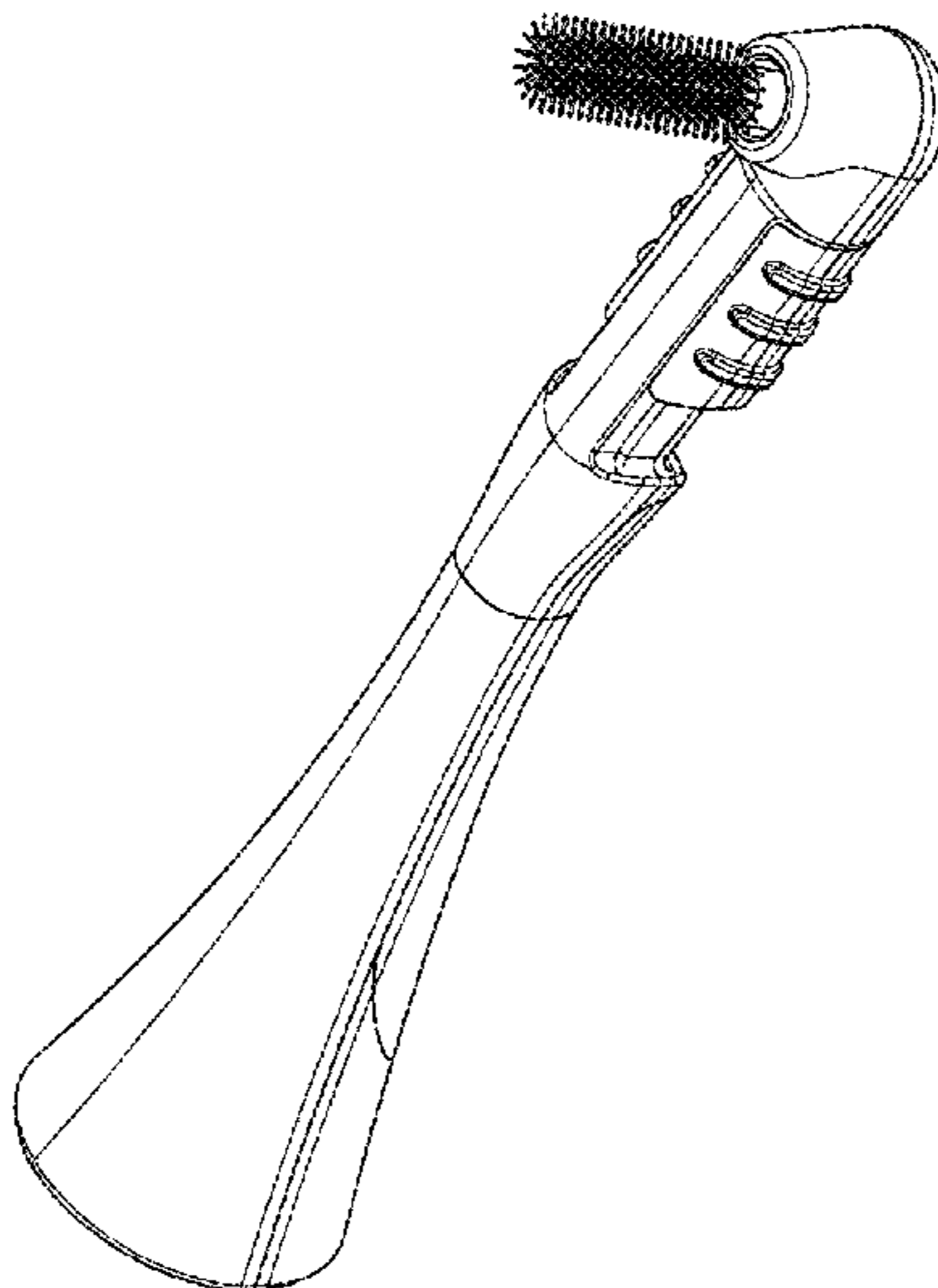
The ornamental design for a head for electrical toothbrush,
as shown and described.

DESCRIPTION

FIG. 1 is a bottom view of a head for electrical toothbrush
showing my new design;
FIG. 2 is a top view thereof;
FIG. 3 is a left side view thereof;
FIG. 4 is a front view thereof;
FIG. 5 is a right side view thereof;
FIG. 6 is a rear view thereof;
FIG. 7 is a rear perspective view thereof; and,
FIG. 8 is a front perspective view thereof.

The broken lines shown in the figures that are immediately
adjacent to the solid line areas and define unshaded regions
represent the bounds of the claim. All other broken lines,
including the features within broken line boundaries, are
directed to environment. The broken lines form no part of
the claimed design.

1 Claim, 8 Drawing Sheets



(56)

References Cited

U.S. PATENT DOCUMENTS

D710,113	S *	8/2014	Cho	D4/111
D715,057	S *	10/2014	Adriaenssen	D4/101
D751,821	S *	3/2016	Since	D4/101
D765,415	S *	9/2016	Zhen	D4/101
D766,580	S *	9/2016	Kollar	D4/101
D767,895	S *	10/2016	Stabila	D4/101
2005/0199265	A1 *	9/2005	France	A46B 9/00 134/6
2007/0006402	A1 *	1/2007	Kang	A61C 17/3481 15/22.1
2011/0314624	A1 *	12/2011	Kubo	A46B 5/02 15/167.1
2014/0173838	A1 *	6/2014	Dickie	A46B 9/04 15/22.1

* cited by examiner

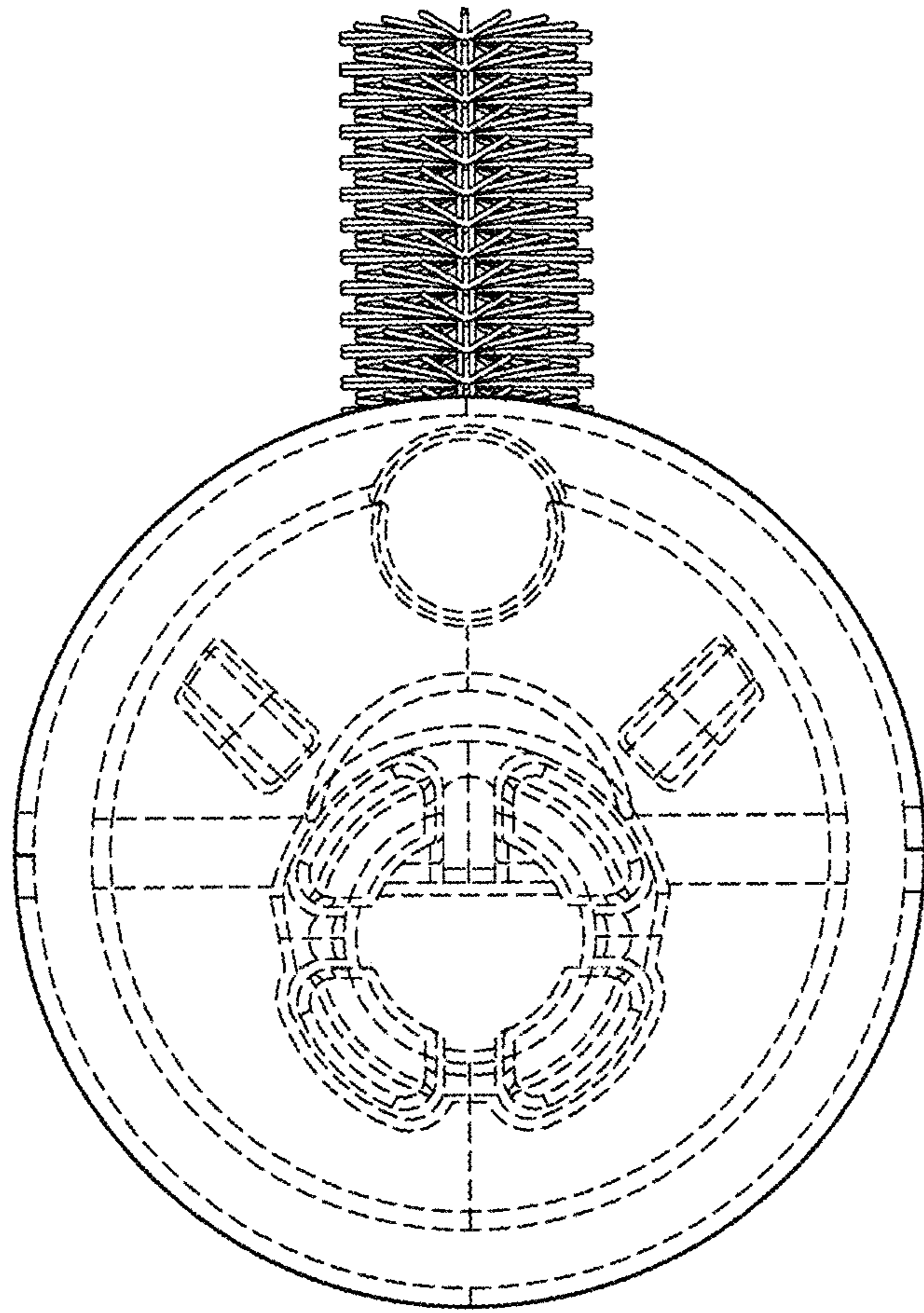


FIG.1

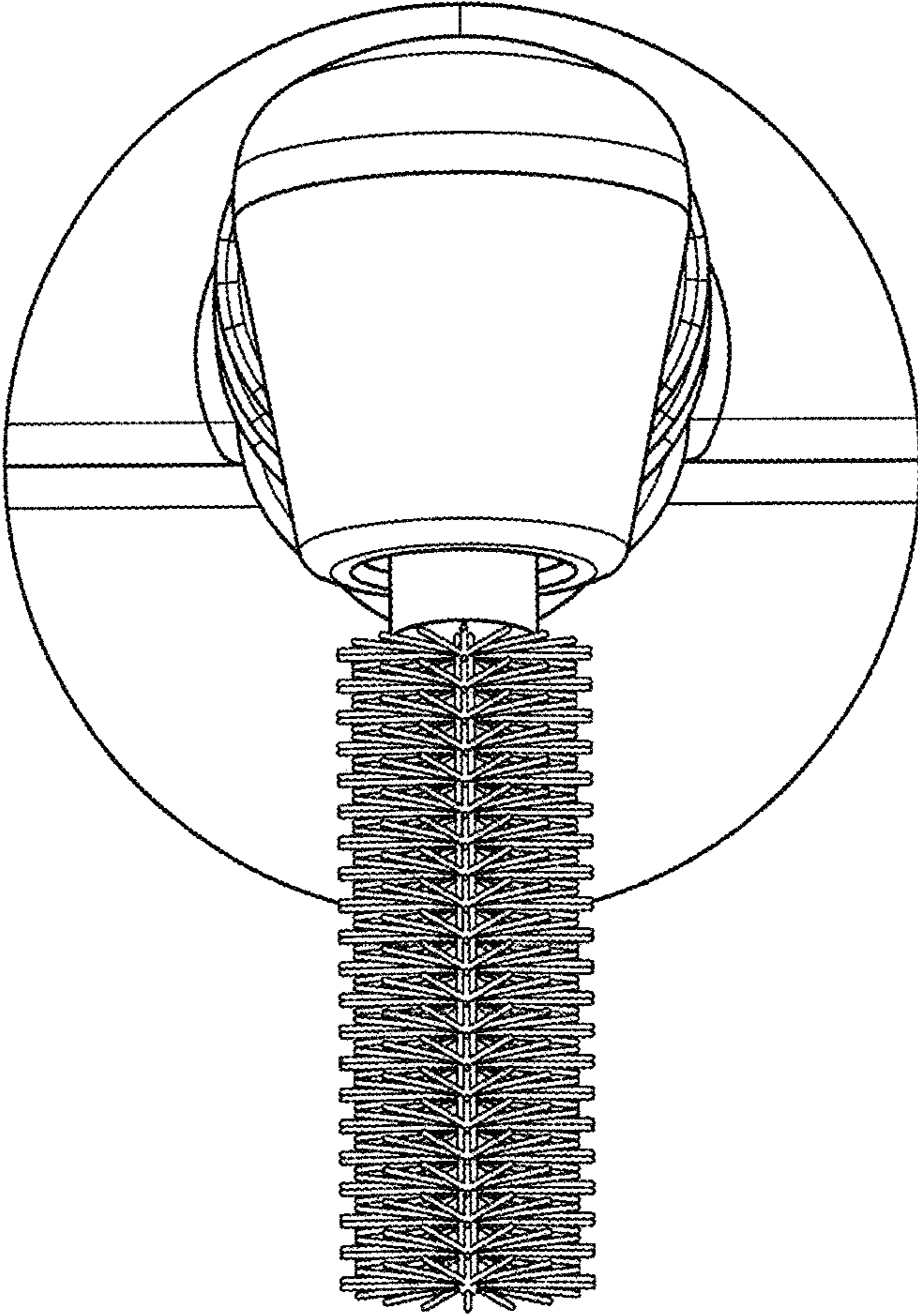


FIG.2

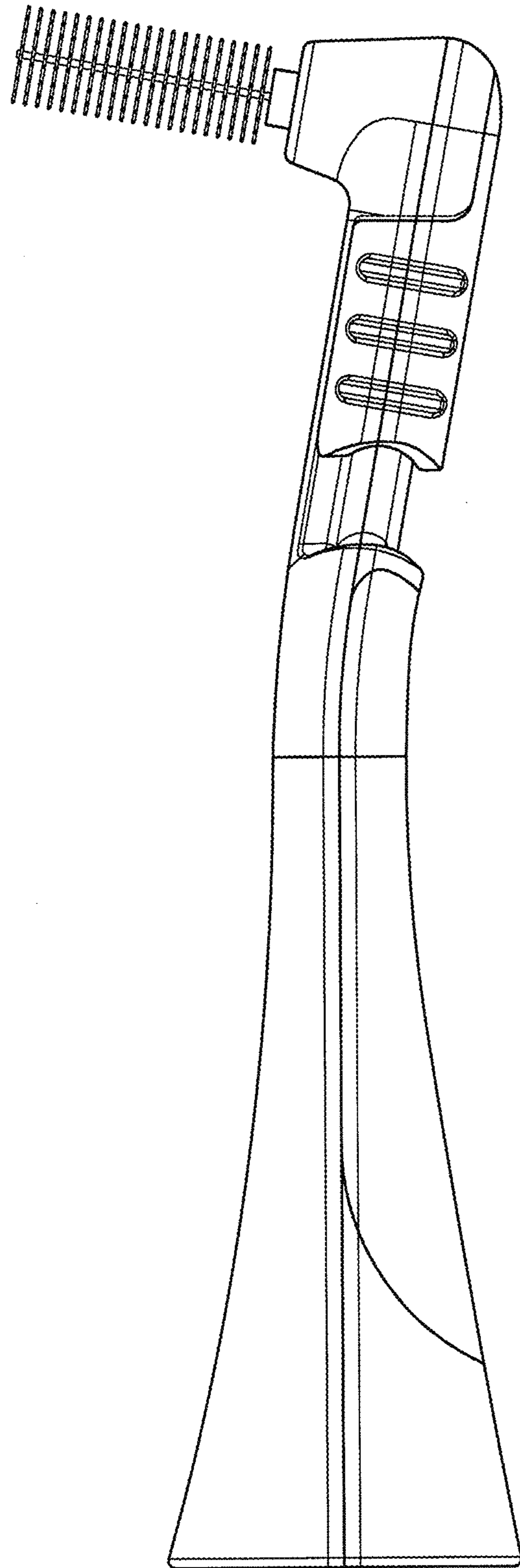


FIG.3

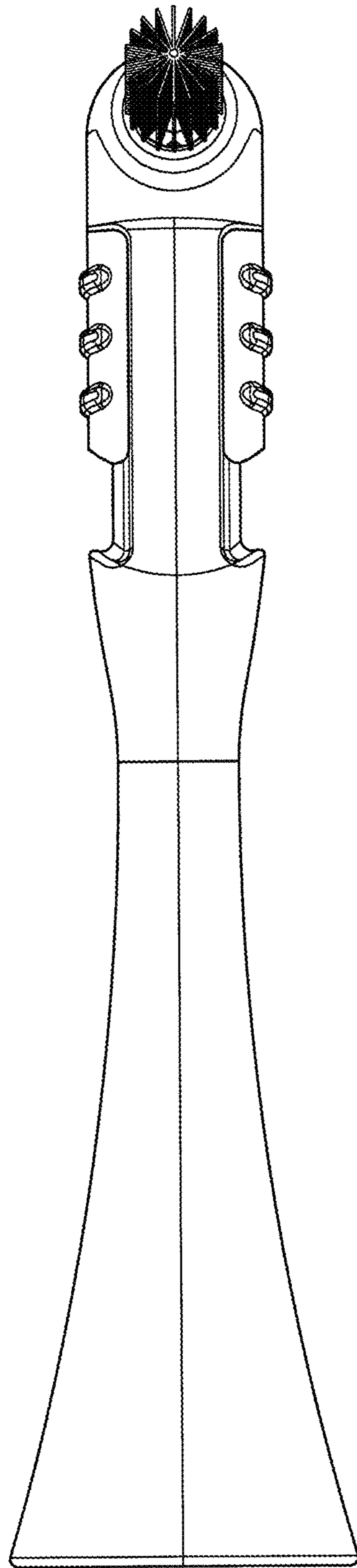


FIG.4

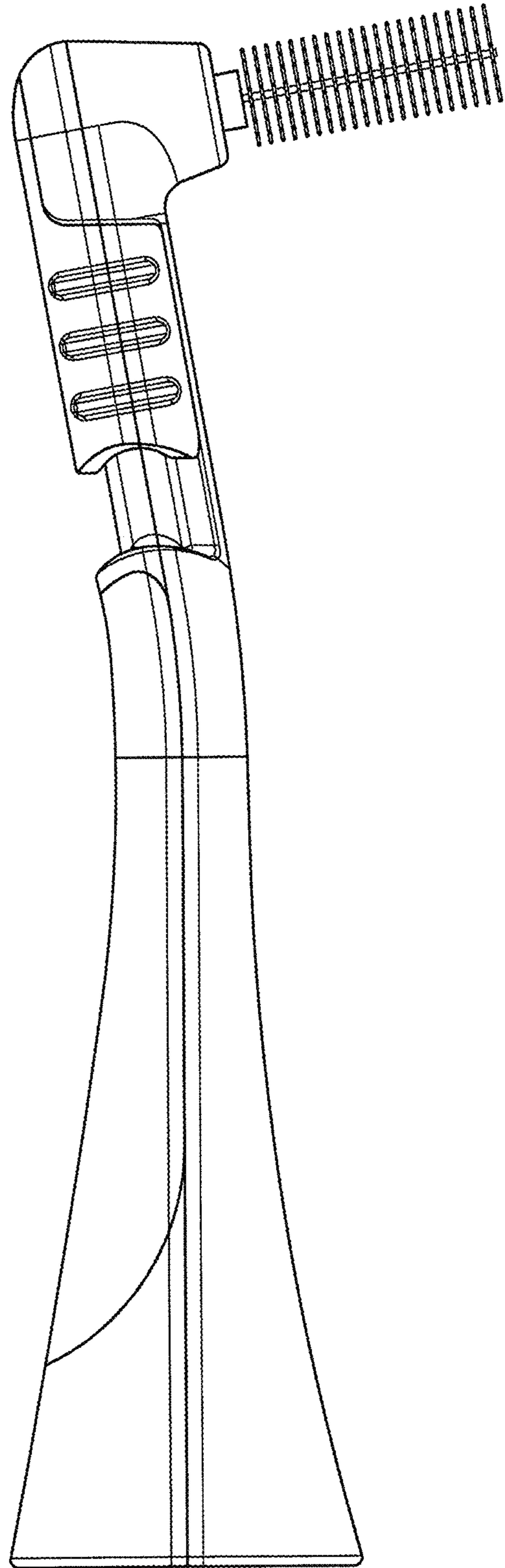


FIG.5

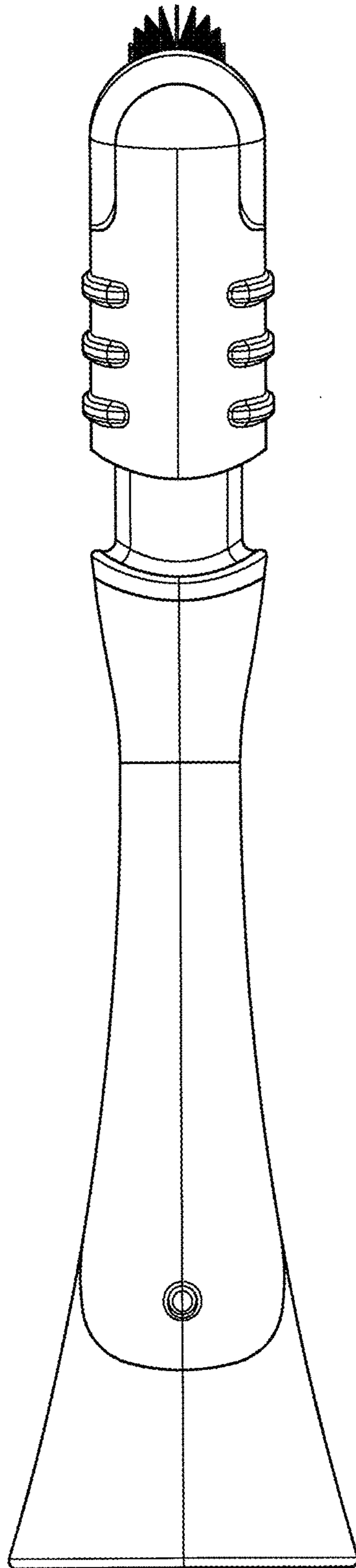


FIG.6



FIG. 7

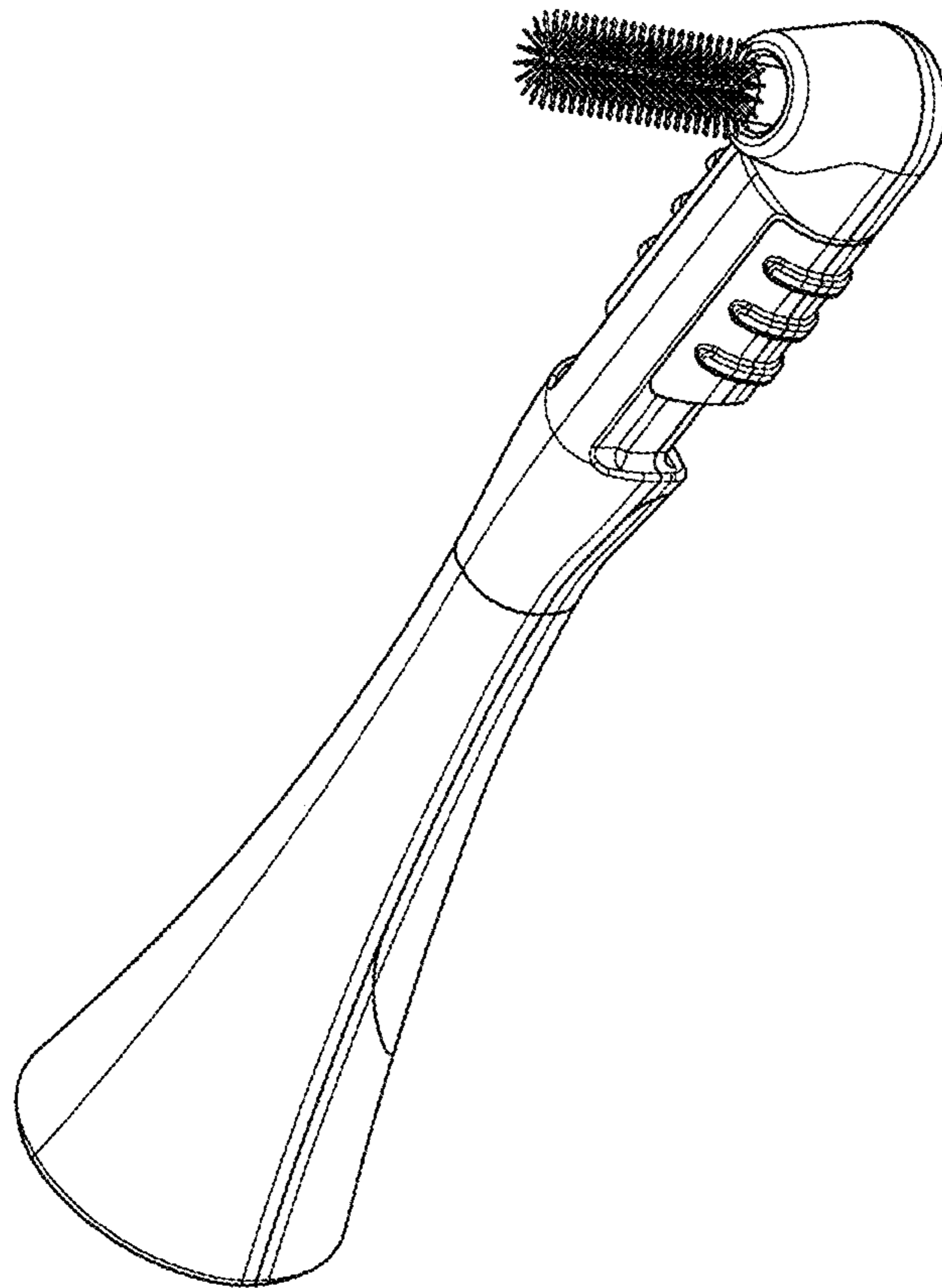


FIG.8