



US00D794323S

(12) **United States Design Patent**
Dumas

(10) **Patent No.:** **US D794,323 S**

(45) **Date of Patent:** **** Aug. 15, 2017**

(54) **RUCKSACK**

(71) Applicant: **Hermes Sellier (Societe par Actions Simplifiee)**, Paris (FR)

(72) Inventor: **Pierre-Alexis Dumas**, Paris (FR)

(73) Assignee: **Hermes Sellier (Societe par Actions Simplifiee)**, Paris (FR)

(**) Term: **15 Years**

(21) Appl. No.: **29/554,594**

(22) Filed: **Feb. 12, 2016**

(30) **Foreign Application Priority Data**

Sep. 29, 2015 (WO) DM/088104

(51) **LOC (10) Cl.** **03-01**

(52) **U.S. Cl.**
USPC **D3/217**

(58) **Field of Classification Search**

USPC D3/201, 213-219, 221, 224, 225, 229,
D3/230, 232, 243-246, 254, 318

CPC .. A45C 3/08; A45C 3/06; A45C 13/08; A45C
13/02; A45C 7/0086; A45C 3/00; A45C
13/26; A45F 3/04; A45F 3/02

See application file for complete search history.

(56) **References Cited**

U.S. PATENT DOCUMENTS

5,407,112 A * 4/1995 Christodoulou A41D 15/04
2/94

5,577,652 A * 11/1996 Cooper A45F 3/04
224/153

D435,962 S * 1/2001 Kohlhase D3/216
D447,863 S * 9/2001 Starck D3/216
D461,048 S * 8/2002 Blanking D3/216
D517,800 S * 3/2006 de Baschmakoff D3/216
D635,762 S * 4/2011 Fahim D3/217
D687,627 S * 8/2013 Schiffman D3/217
D775,822 S * 1/2017 Dumas D3/243

* cited by examiner

Primary Examiner — George D Kirschbaum

Assistant Examiner — Jennifer Watkins

(74) *Attorney, Agent, or Firm* — Foley & Lardner LLP

(57) **CLAIM**

I claim the ornamental design for a rucksack, as shown and described.

DESCRIPTION

FIG. 1 is a front perspective view of a rucksack of the claimed design;

FIG. 2 is a front elevational view of the rucksack shown in FIG. 1;

FIG. 3 is a rear elevational view of the rucksack shown in FIG. 1;

FIG. 4 is a right side elevational view of the rucksack shown in FIG. 1;


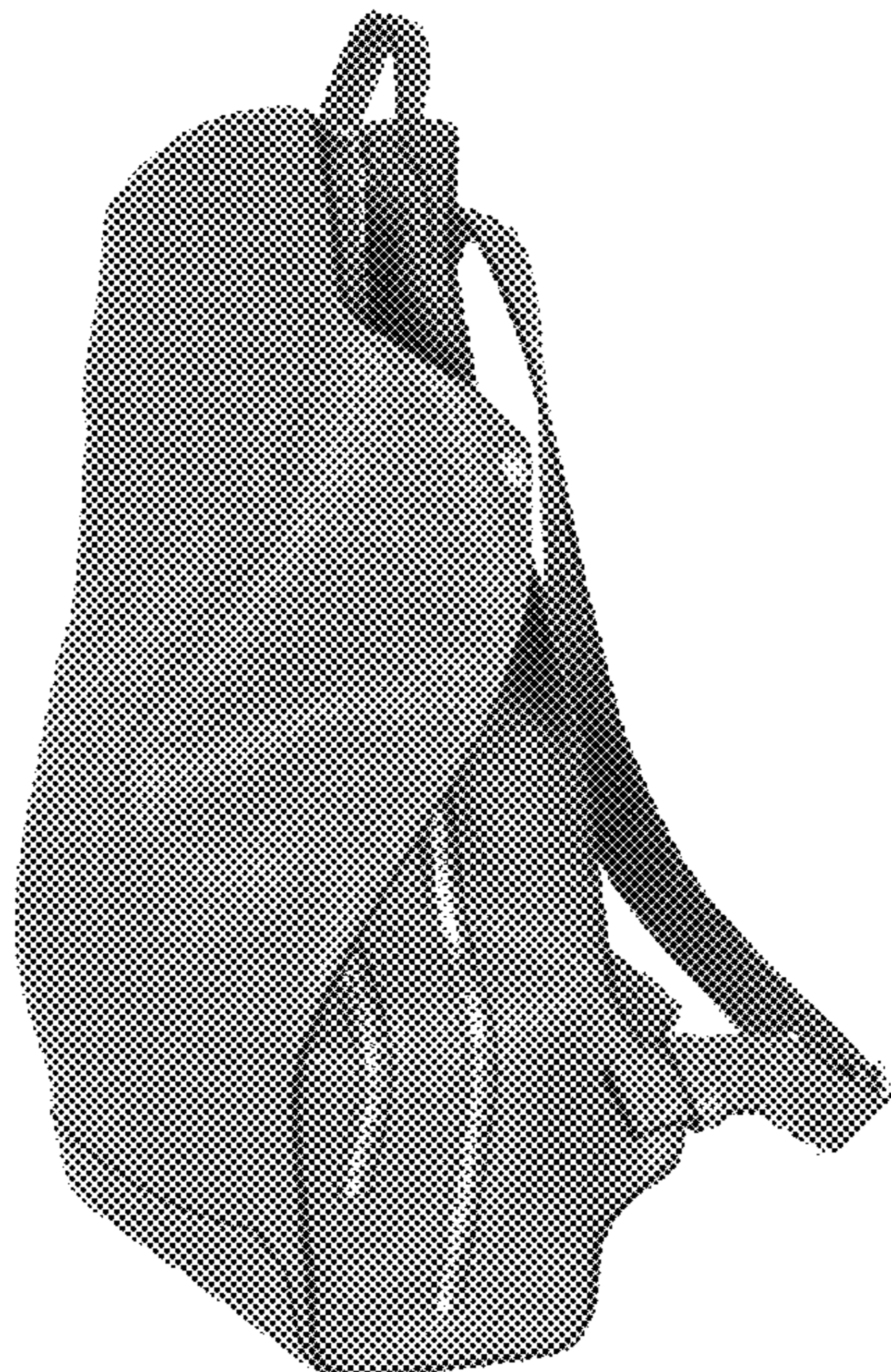
FIG. 5 is a left side elevational view of the rucksack shown in FIG. 1;

FIG. 6 is a top plan view of the rucksack shown in FIG. 1;

FIG. 7 is a bottom plan view of the rucksack shown in FIG. 1; and,

FIG. 8 is a rear elevational view of the rucksack of the claimed design, shown in an extended condition.

1 Claim, 8 Drawing Sheets



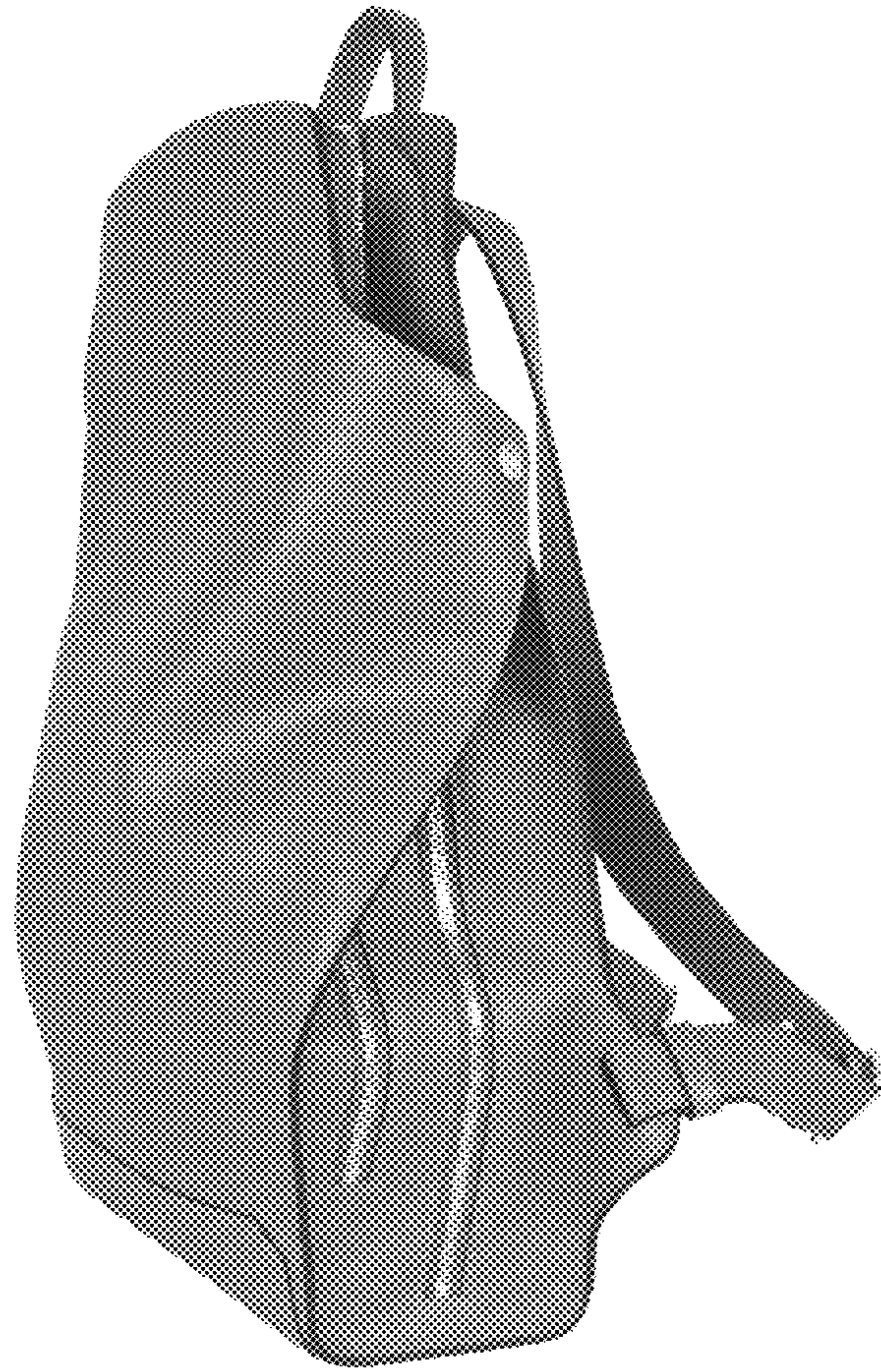


FIG.1




FIG. 2




FIG.3




FIG.4




FIG.5




FIG.6




FIG.7



FIG. 8