



US00D794318S

(12) **United States Design Patent** (10) **Patent No.:** **US D794,318 S**  
**Davis, Jr.** (45) **Date of Patent:** **\*\* Aug. 15, 2017**

(54) **BASEBALL WALKING STICK**  
(71) Applicant: **Carlton Morris Davis, Jr.**, Pasadena, CA (US)  
(72) Inventor: **Carlton Morris Davis, Jr.**, Pasadena, CA (US)  
(\*\*) Term: **15 Years**  
(21) Appl. No.: **29/549,416**  
(22) Filed: **Dec. 22, 2015**  
(51) **LOC (10) Cl.** ..... **03-01**  
(52) **U.S. Cl.**  
USPC ..... **D3/7**  
(58) **Field of Classification Search**  
USPC ..... D3/5, 6, 7, 9, 10, 12, 13, 14, 15, 17  
CPC .... A45B 1/00; A45B 3/00; A45B 3/02; A45B 9/00; A45B 2009/005; A45B 9/02; A45B 9/04  
See application file for complete search history.

D593,745 S \* 6/2009 Stanec ..... D3/10  
D630,689 S \* 1/2011 Tsutsui ..... D21/713  
D644,830 S \* 9/2011 Jones ..... D3/7  
D665,991 S \* 8/2012 Slayton ..... D3/7  
D689,120 S \* 9/2013 Lochen ..... D17/10  
D734,020 S \* 7/2015 Chisum ..... D3/7  
D742,111 S \* 11/2015 Diamond ..... D3/7  
D752,338 S \* 3/2016 Diamond ..... D3/17  
D760,488 S \* 7/2016 Diamond ..... D3/17  
D764,160 S \* 8/2016 Diamond ..... D3/17

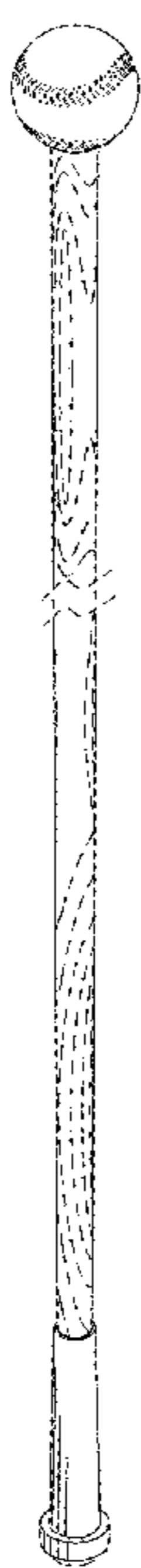
\* cited by examiner  
*Primary Examiner* — John Windmuller  
*Assistant Examiner* — Steven Czyz  
(74) *Attorney, Agent, or Firm* — Dunlap Bennett & Ludwig PLLC

(56) **References Cited**  
U.S. PATENT DOCUMENTS  
D61,552 S \* 10/1922 Woerner et al. .... D3/7  
4,597,400 A \* 7/1986 Trudeau, Sr. .... A45B 11/00  
135/18  
D343,950 S \* 2/1994 Just ..... D3/6  
5,361,793 A \* 11/1994 Stahnke ..... A45B 9/00  
135/65  
D416,382 S \* 11/1999 Beauregard ..... D3/7  
6,095,168 A \* 8/2000 Berges ..... A45B 9/02  
135/16  
D450,440 S \* 11/2001 Clarke ..... D3/6  
D463,657 S \* 10/2002 Wilkinson ..... D3/7  
D554,851 S \* 11/2007 Carroll ..... D3/6  
D555,892 S \* 11/2007 Carroll ..... D3/6

(57) **CLAIM**  
The ornamental design for a baseball walking stick, as shown and described.

**DESCRIPTION**  
FIG. 1 is an isometric view of a baseball walking stick; FIG. 2 is a front elevation view thereof; FIG. 3 is a rear elevation view thereof; FIG. 4 is a left side elevation view thereof; FIG. 5 is a right side elevation view thereof; FIG. 6 is a top plan view thereof; and, FIG. 7 is a bottom plan view thereof.  
The broken lines depict surface indicia on the article form no part of the claimed design.  
The wavy lines on the article in the drawings depict a symbolic break in the length of the claimed design and are not part of the claimed design. The appearance of any portion of the baseball walking stick between the break-away lines forms no part of the claimed design.

**1 Claim, 2 Drawing Sheets**



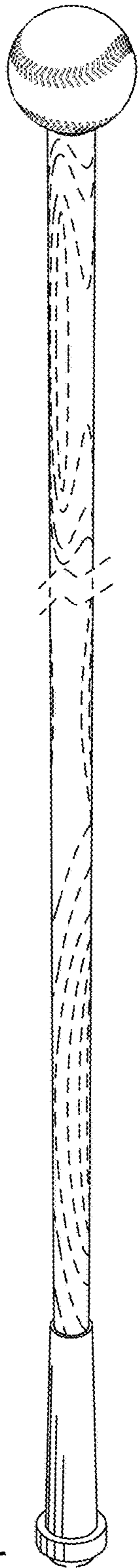


FIG. 1




FIG. 2

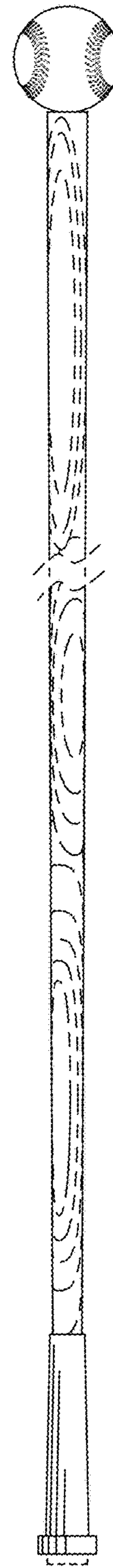


FIG. 3

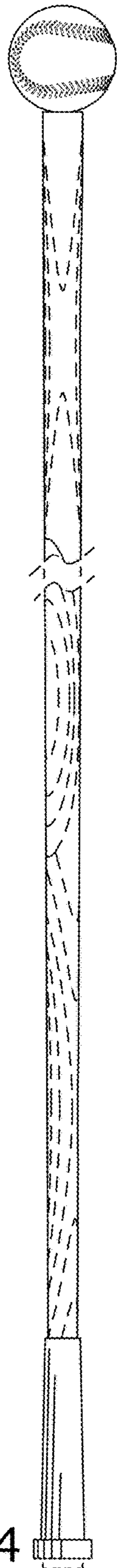


FIG. 4

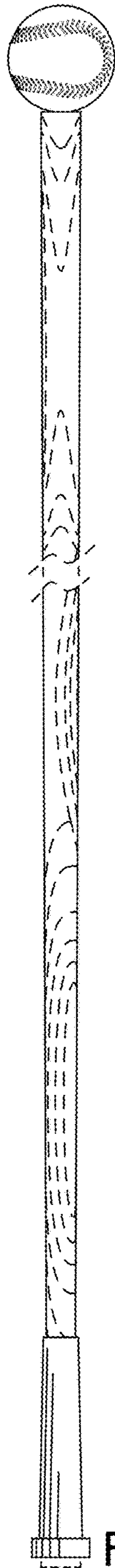


FIG. 5

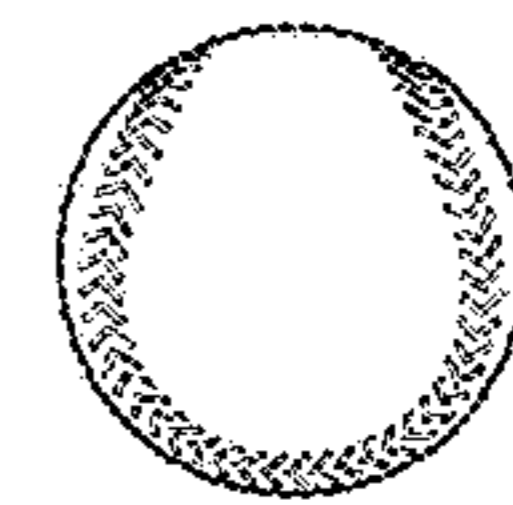


FIG. 6

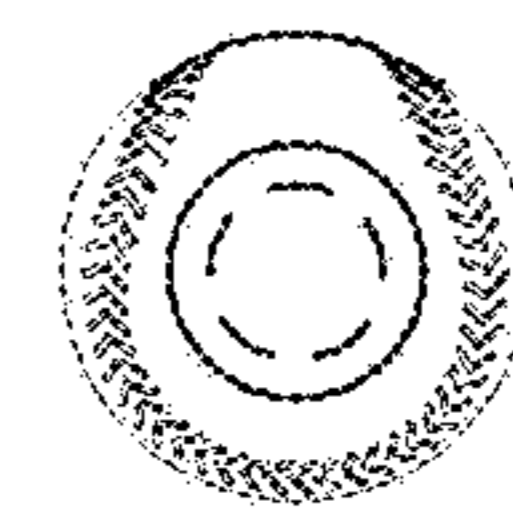


FIG. 7