



US00D794291S

(12) **United States Design Patent**
Carpenter

(10) **Patent No.:** **US D794,291 S**

(45) **Date of Patent:** **** Aug. 15, 2017**

- (54) **WEDGE HEEL BASE**
- (71) Applicant: **Kimberly Dawn Carpenter**, Flint, MI (US)
- (72) Inventor: **Kimberly Dawn Carpenter**, Flint, MI (US)
- (73) Assignee: **Kimberly D. Carpenter**, Flint, MI (US)
- (**) Term: **15 Years**
- (21) Appl. No.: **29/535,761**
- (22) Filed: **Aug. 10, 2015**
- (51) **LOC (10) Cl.** **02-04**
- (52) **U.S. Cl.**
USPC **D2/950; D2/947**
- (58) **Field of Classification Search**
USPC D2/902, 906, 908, 916, 918, 925, D2/946-962, 977; 36/3 B, 22 R, 24.5, 36/25 R, 28, 32 R, 34 R, 59 C, 67 A, 103
CPC A43B 13/00; A43B 13/02; A43B 13/023; A43B 13/026; A43B 13/04; A43B 13/08; A43B 13/10; A43B 13/12; A43B 13/14; A43B 13/141; A43B 13/143; A43B 13/16; A43B 13/18; A43B 13/181; A43B 13/187; A43B 13/189; A43B 13/20; A43B 13/22; A43B 13/223; A43B 13/24; A43B 13/28; A43B 13/30; A43B 13/32; A43B 13/34; A43B 13/36
See application file for complete search history.

(56) **References Cited**

U.S. PATENT DOCUMENTS

- D246,337 S * 11/1977 Niarhos D2/918
- 6,305,100 B1 * 10/2001 Komarnycky A43B 7/08 36/27

- 6,691,360 B2 * 2/2004 Mukherjee A43B 3/0078 12/142 C
- 6,772,539 B1 * 8/2004 Tai A43B 3/103 36/11.5
- D545,034 S * 6/2007 Amado D2/927
- D597,285 S * 8/2009 Ringholz D2/927
- D625,496 S * 10/2010 McClaskie D2/951
- D654,257 S * 2/2012 McClaskie D2/950
- D654,675 S * 2/2012 McClaskie D2/950
- D660,568 S * 5/2012 Blakeslee D2/951
- D669,671 S * 10/2012 McClaskie D2/950
- D698,135 S * 1/2014 McClaskie D2/948
- D699,421 S * 2/2014 McClaskie D2/948
- D701,026 S * 3/2014 McClaskie D2/948
- D714,037 S * 9/2014 Della Valle D2/950
- 8,875,417 B2 * 11/2014 Alberi A43B 3/244 36/100
- D741,585 S * 10/2015 Schwartz D2/950
- 2003/0115691 A1 * 6/2003 Mukherjee A43B 3/0078 12/142 C
- 2006/0236562 A1 * 10/2006 Wang A43B 13/026 36/29

(Continued)

Primary Examiner — T. Chase Nelson

(74) *Attorney, Agent, or Firm* — Dunlap Bennett & Ludwig PLLC

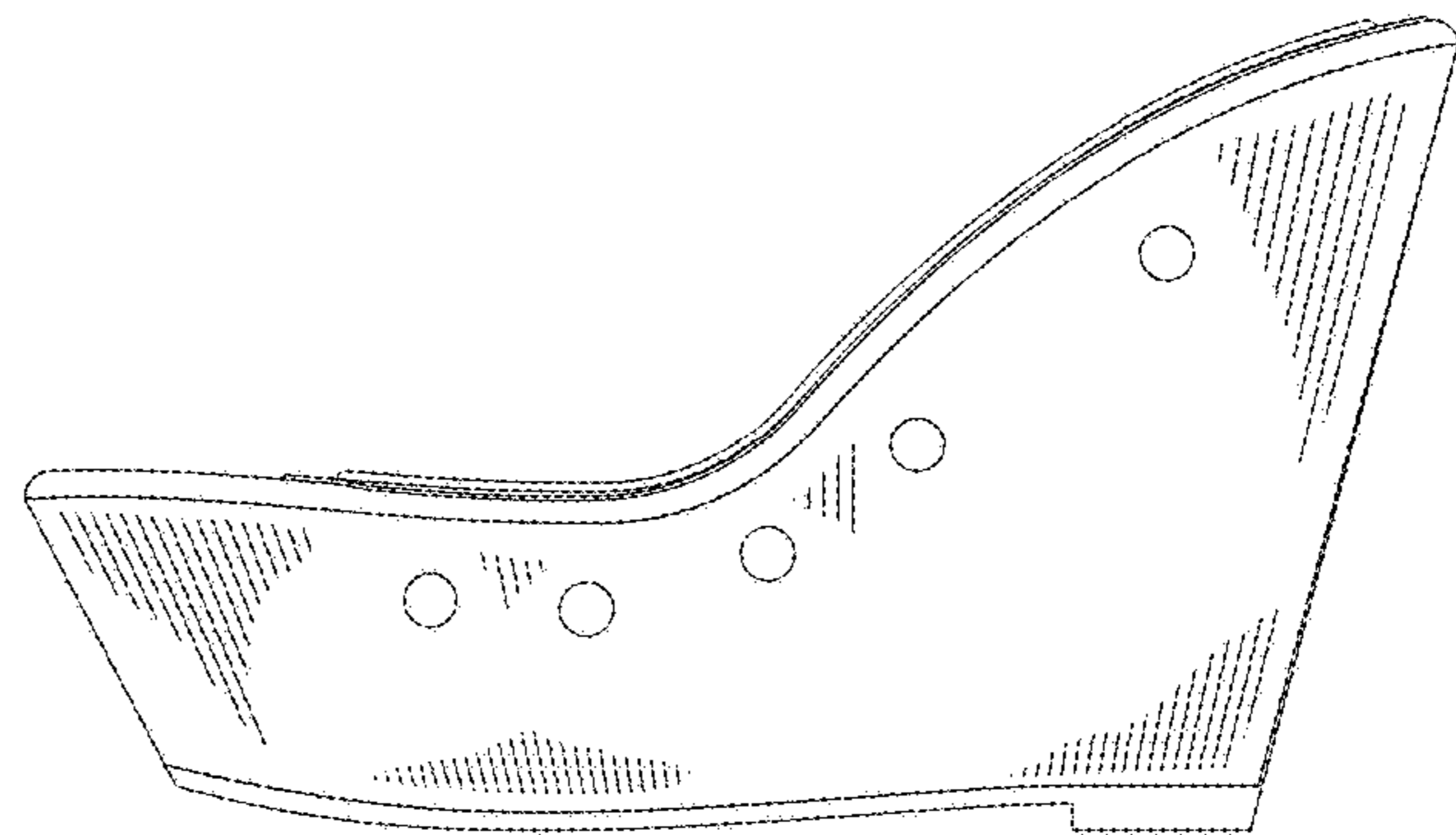
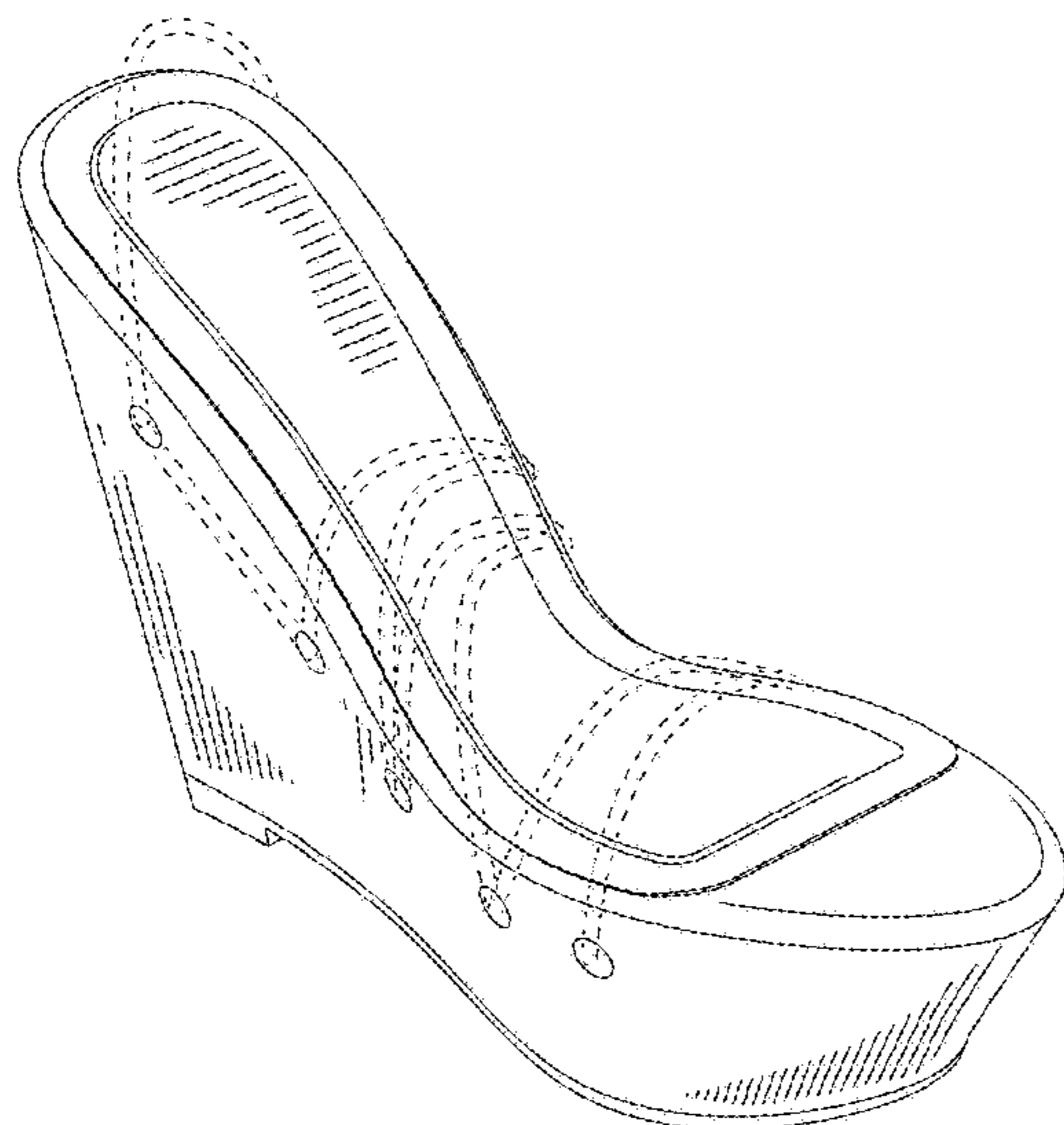
(57) **CLAIM**

The ornamental design for a wedge heel base, as shown and described.

DESCRIPTION

FIG. 1 is a perspective front view of a wedge heel base; FIG. 2 is a front elevation view thereof; FIG. 3 is a rear elevation view thereof; FIG. 4 is a left side elevation view thereof; FIG. 5 is a right side elevation view thereof; FIG. 6 is a top plan view thereof; and, FIG. 7 is a bottom plan view thereof. The broken lines shown in the drawings illustrate portions of the wedge heel base that form no part of the claimed design.

1 Claim, 3 Drawing Sheets



(56)

References Cited

U.S. PATENT DOCUMENTS

2012/0227291 A1* 9/2012 Rosenbaum A43B 7/1425
36/34 R
2014/0208611 A1* 7/2014 de Leon A43B 13/023
36/28
2015/0040434 A1* 2/2015 Perkins A43B 1/0054
36/101
2016/0120258 A1* 5/2016 Azulay A43B 1/06
12/146 B

* cited by examiner

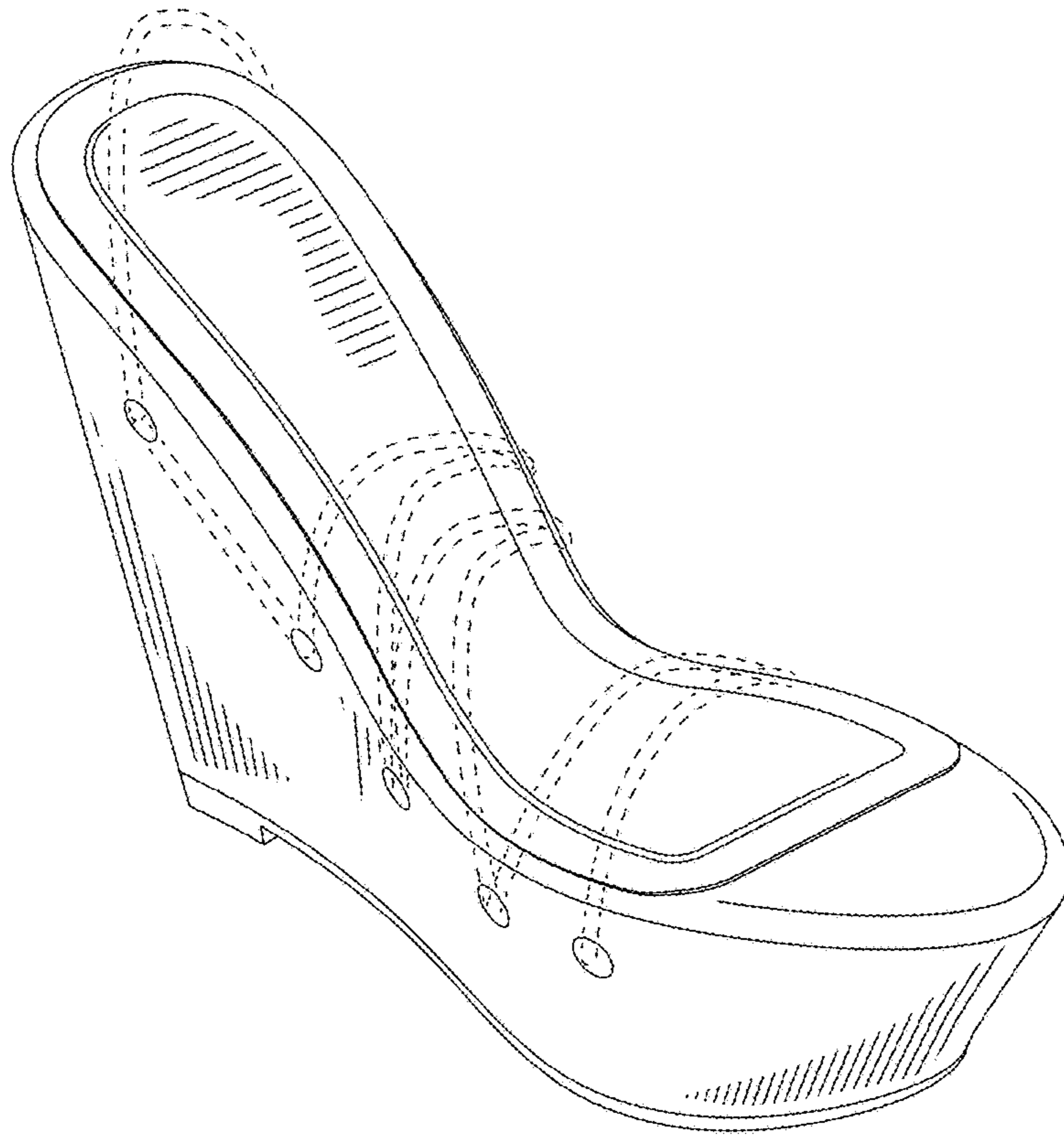


FIG. 1

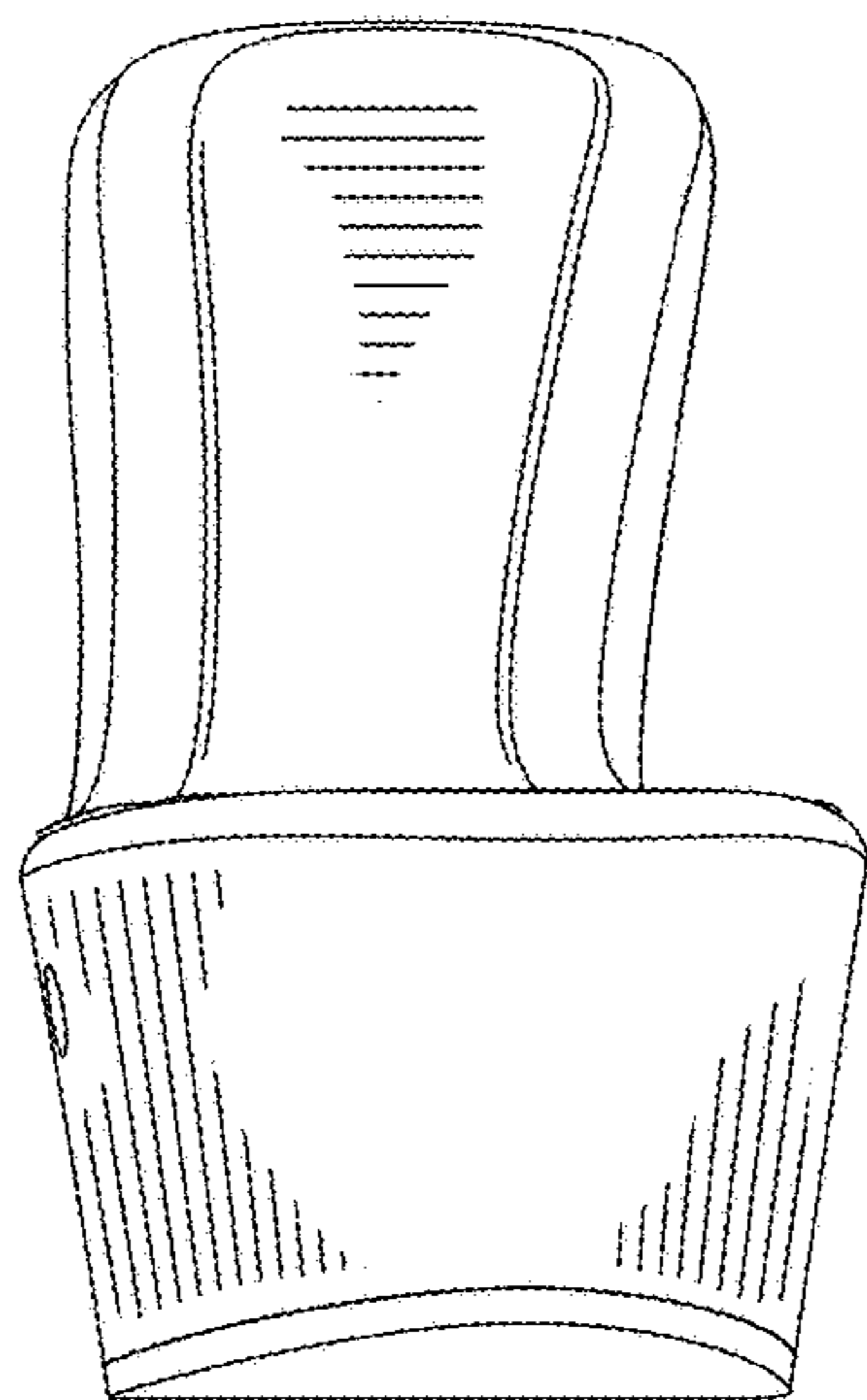


FIG. 2

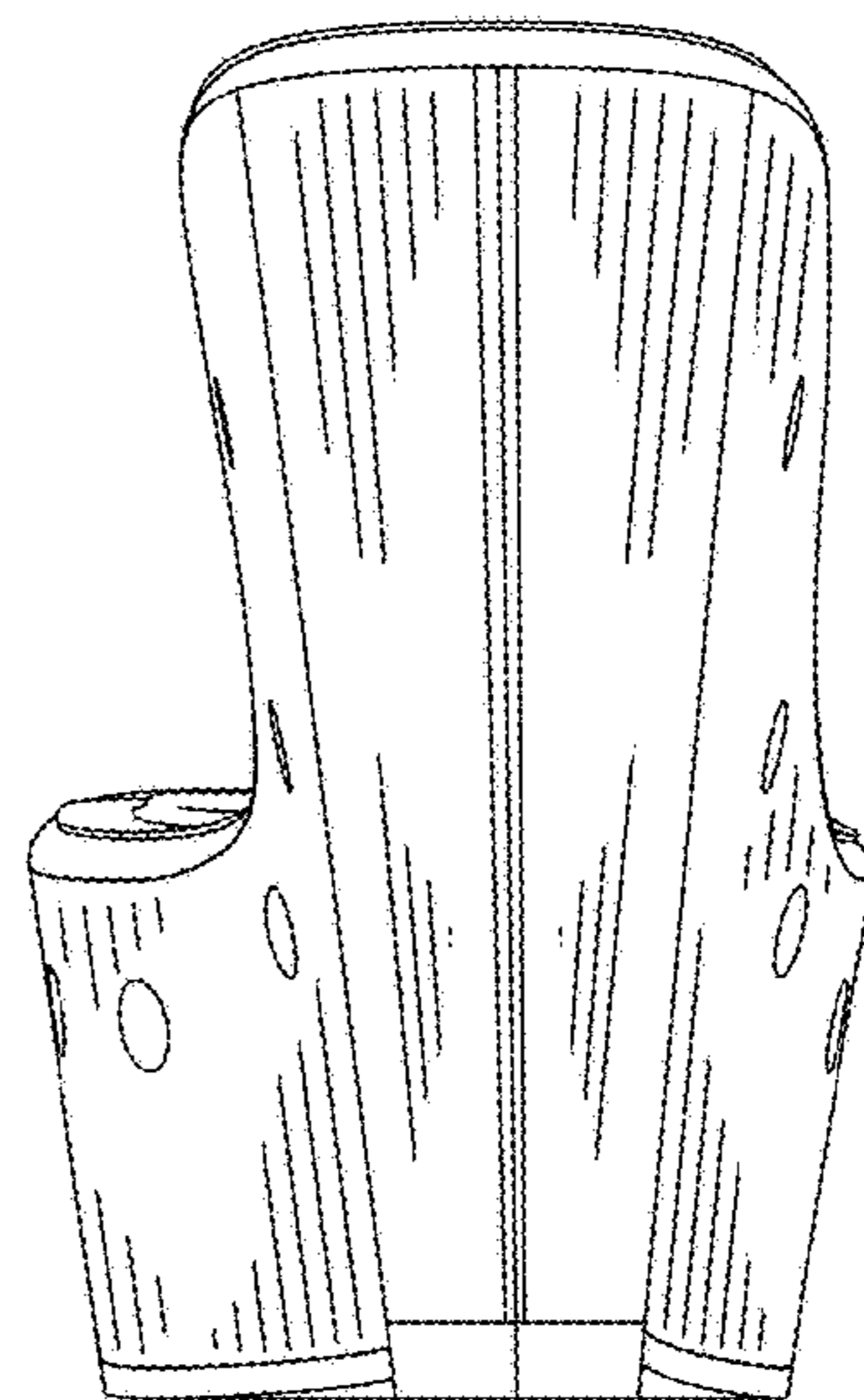


FIG. 3

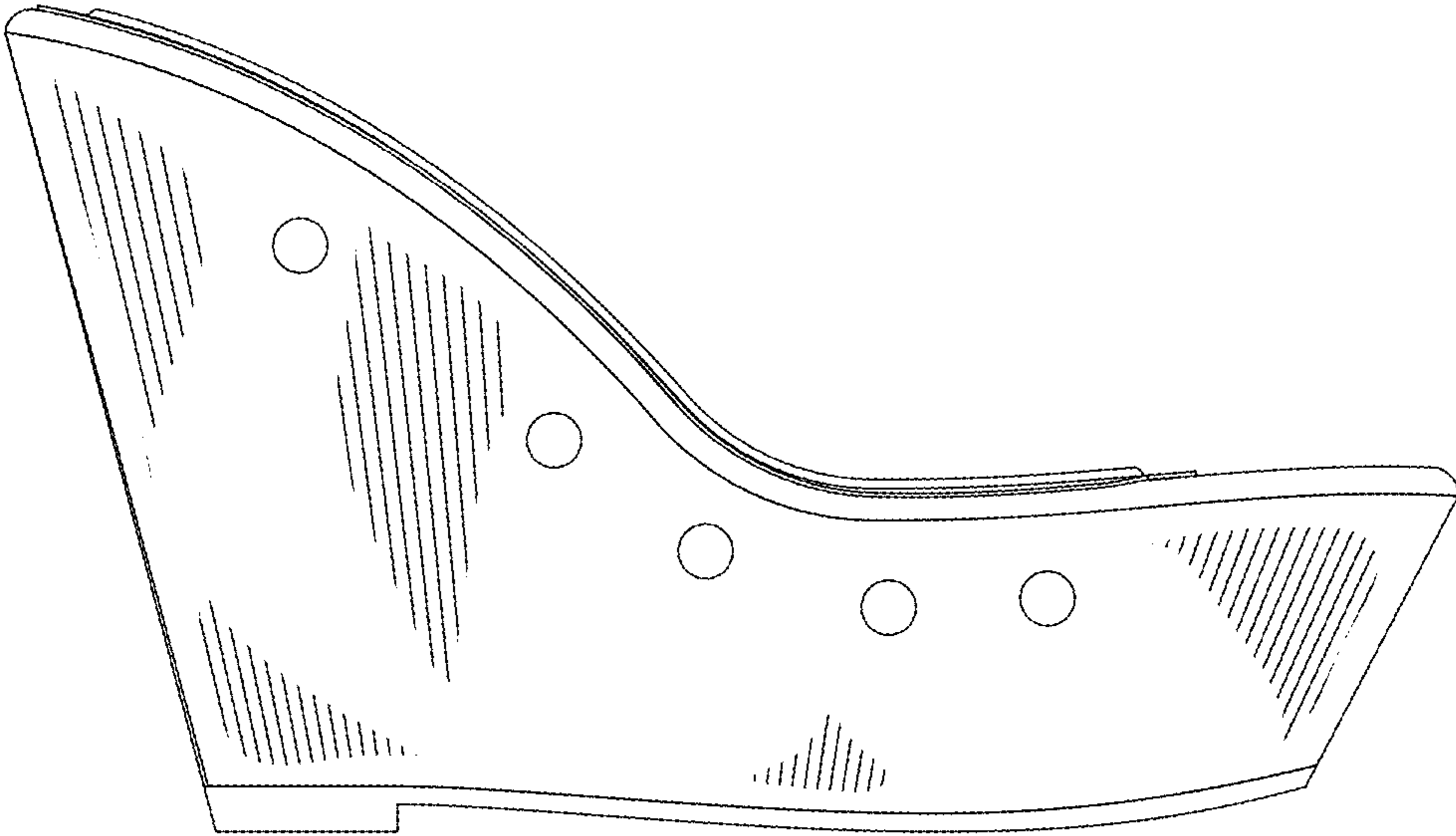


FIG. 4

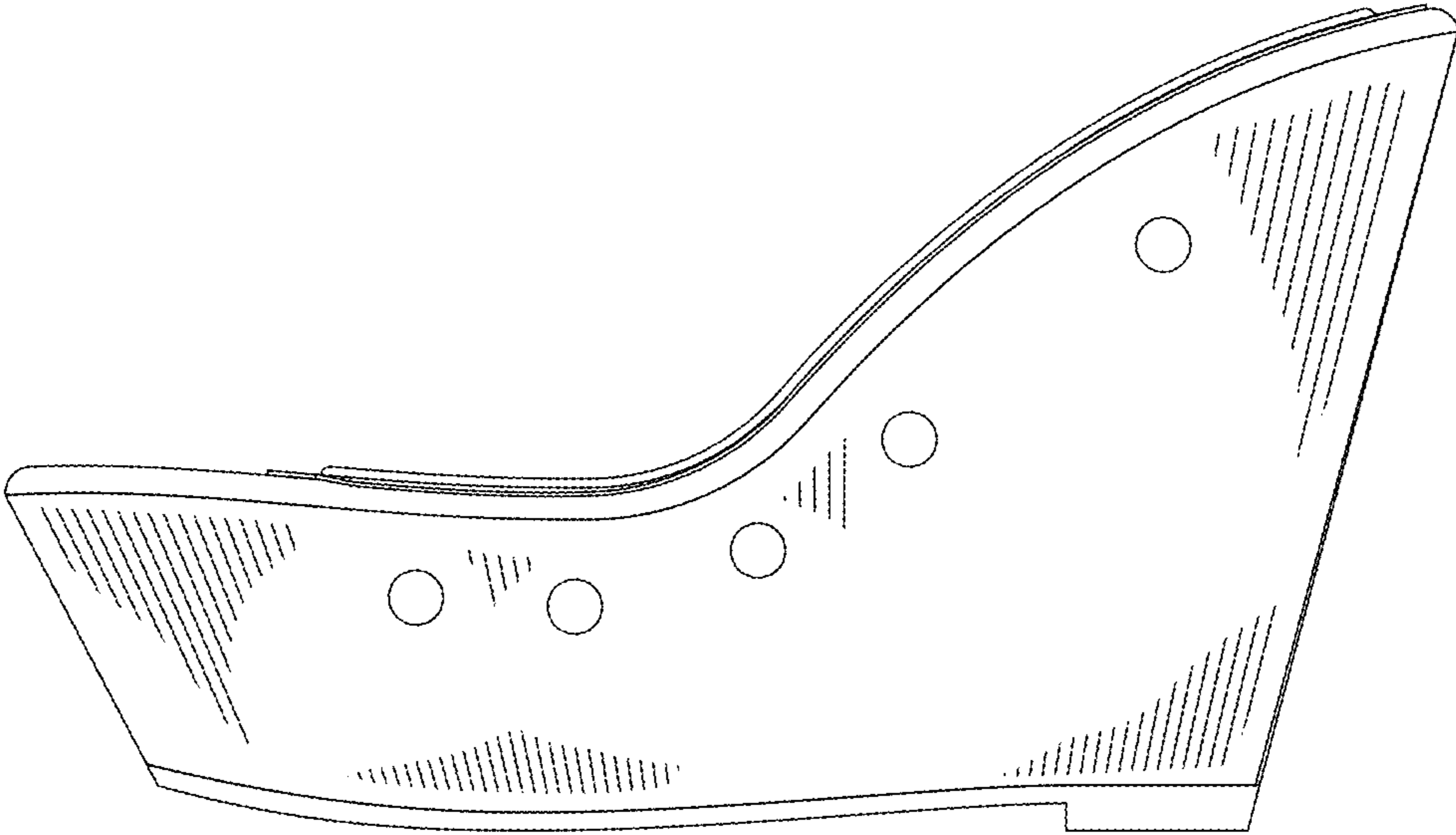


FIG. 5

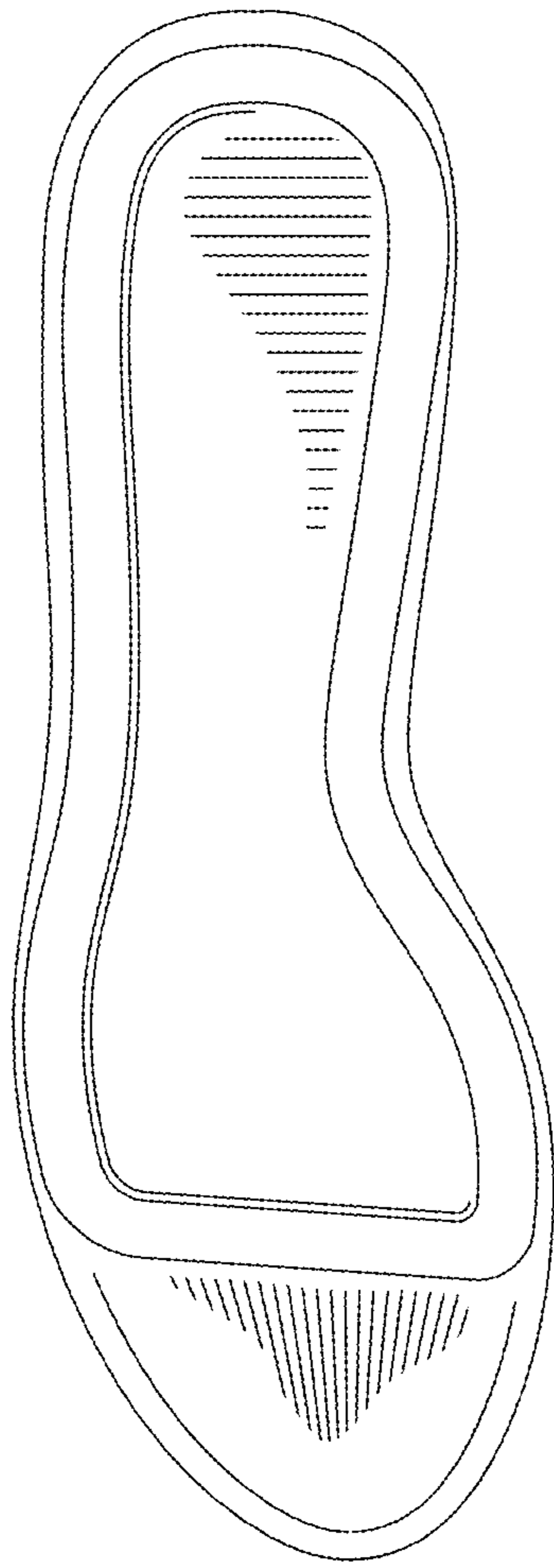


FIG. 6

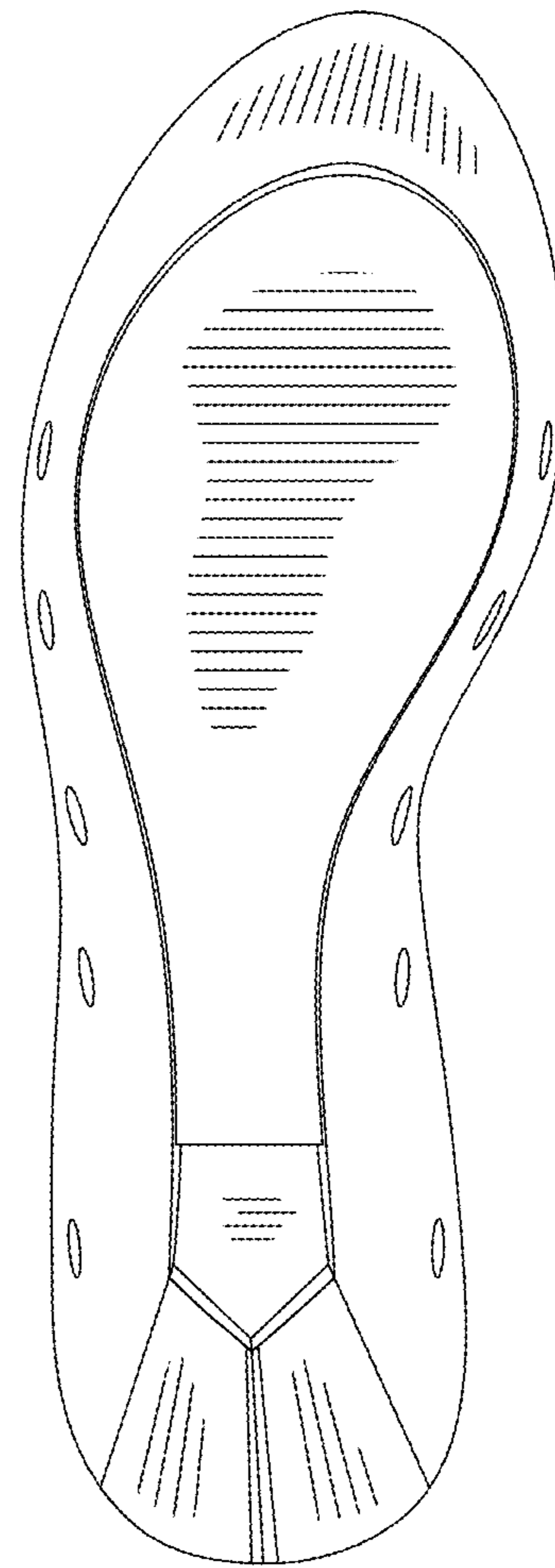


FIG. 7