



US00D794286S

(12) **United States Design Patent** (10) **Patent No.:** **US D794,286 S**
Osorio (45) **Date of Patent:** **** Aug. 15, 2017**

(54) **SHOE**
(71) Applicant: **Aquazzura Italia SRL**, Florence (IT)
(72) Inventor: **Edgardo Osorio**, Florence (IT)
(73) Assignee: **Aquazzura Italia S.R.L.**, Florence (IT)
(**) Term: **15 Years**
(21) Appl. No.: **29/533,230**
(22) Filed: **Jul. 15, 2015**

(30) **Foreign Application Priority Data**

Jan. 29, 2015 (EM) 002622720

(51) **LOC (10) Cl.** **02-04**

(52) **U.S. Cl.**
USPC **D2/939**; D2/971

(58) **Field of Classification Search**
USPC D2/925-942, 969, 971; 36/1, 83,
36/8.1-8.3, 9 R, 45-58, 104, 108, 76 R
CPC A43B 21/00; A43B 21/02; A43B 21/06;
A43B 9/14; A43B 1/0045; A43B 13/10;
A43B 13/12; A43B 23/06; A43B 23/07;
A43B 1/0036; A43B 5/12

See application file for complete search history.

(56) **References Cited**

U.S. PATENT DOCUMENTS

D78,841 S * 6/1929 Selby D2/929
D79,400 S * 9/1929 Morali D2/930
D84,627 S * 7/1931 Deliso D2/939
D84,924 S * 8/1931 Deliso D2/930
D85,015 S * 9/1931 Troy D2/930
D85,016 S * 9/1931 Troy D2/930
D85,018 S * 9/1931 Troy D2/930
D92,916 S * 7/1934 Miller D2/930
D93,194 S * 9/1934 Abowitz D2/930

D93,551 S * 10/1934 Heil D2/930
D96,843 S * 9/1935 Lavallo D2/931
D97,401 S * 11/1935 Margolin D2/930
D106,077 S * 9/1937 Wolock D2/931
D526,117 S 8/2006 Choi
D530,901 S 10/2006 Choi
D535,466 S 1/2007 Choi
D536,165 S 2/2007 Kelsey
D536,521 S 2/2007 Choi
D537,241 S 2/2007 Choi
D540,023 S 4/2007 Kelsey
D540,529 S 4/2007 Kelsey
D541,035 S 4/2007 Kelsey
D544,191 S 6/2007 Choi
D544,193 S 6/2007 Choi
D564,203 S 3/2008 Choi
D572,895 S 7/2008 Lawler
D574,139 S 8/2008 Lawler
D582,654 S 12/2008 Guers-Neyraud
D582,656 S 12/2008 Lawler
D584,500 S 1/2009 Lawler

(Continued)

Primary Examiner — Dominic Simone

(74) *Attorney, Agent, or Firm* — Fross Zelnick Lehrman & Zissu, P.C.; Lawrence E. Apolzon, Esq.


(57) **CLAIM**

The ornamental design for a shoe, as shown and described.

DESCRIPTION

FIG. 1 is a side view of the shoe showing my new design; FIG. 2 is a top plan view thereof; FIG. 3 is a rear elevation view thereof; FIG. 4 is a front elevation view thereof; and, FIG. 5 is a front perspective view thereof. The broken lines showing the heel and sole are for illustrative purposes only, in order to complete the disclosure of the article in which the claim is embodied, and form no part of the claimed design.

1 Claim, 5 Drawing Sheets



(56)

References Cited

U.S. PATENT DOCUMENTS

D589,691 S	4/2009	Wilkinson
D592,842 S	5/2009	Lawler
D604,937 S	12/2009	Lawler
D605,395 S	12/2009	Guers-Neyraud
D613,051 S	4/2010	Guers-Neyraud
D618,450 S	6/2010	Guers-Neyraud
D725,361 S	3/2015	Osorio

* cited by examiner




FIG. 1

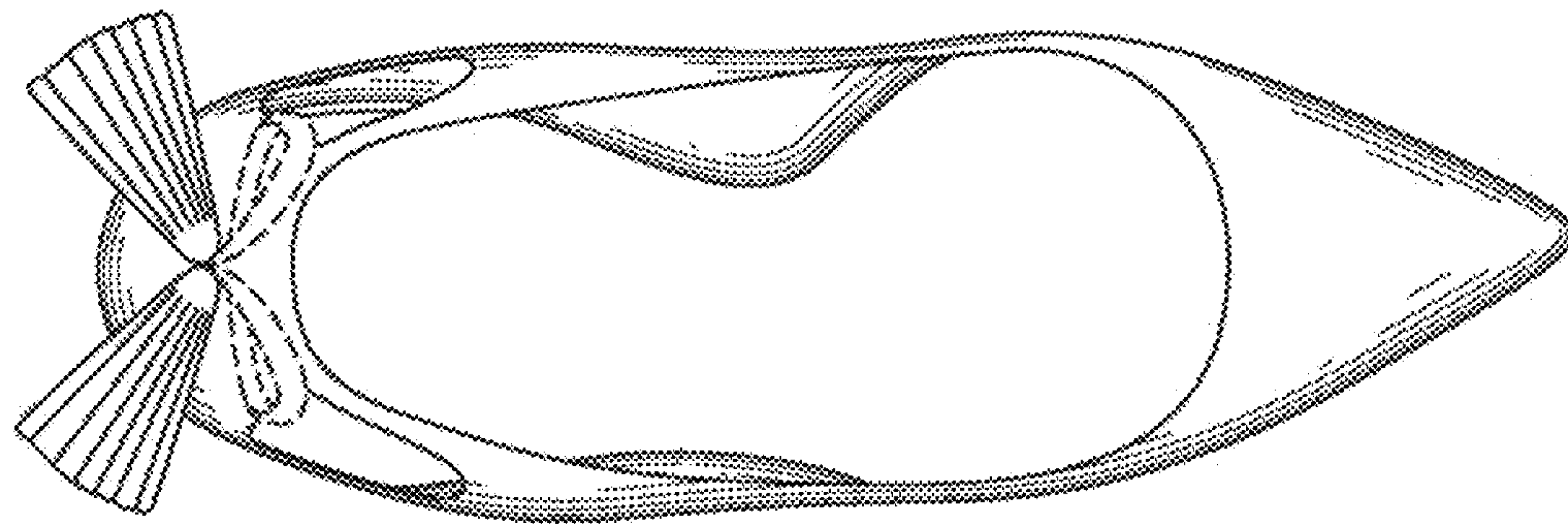


FIG. 2

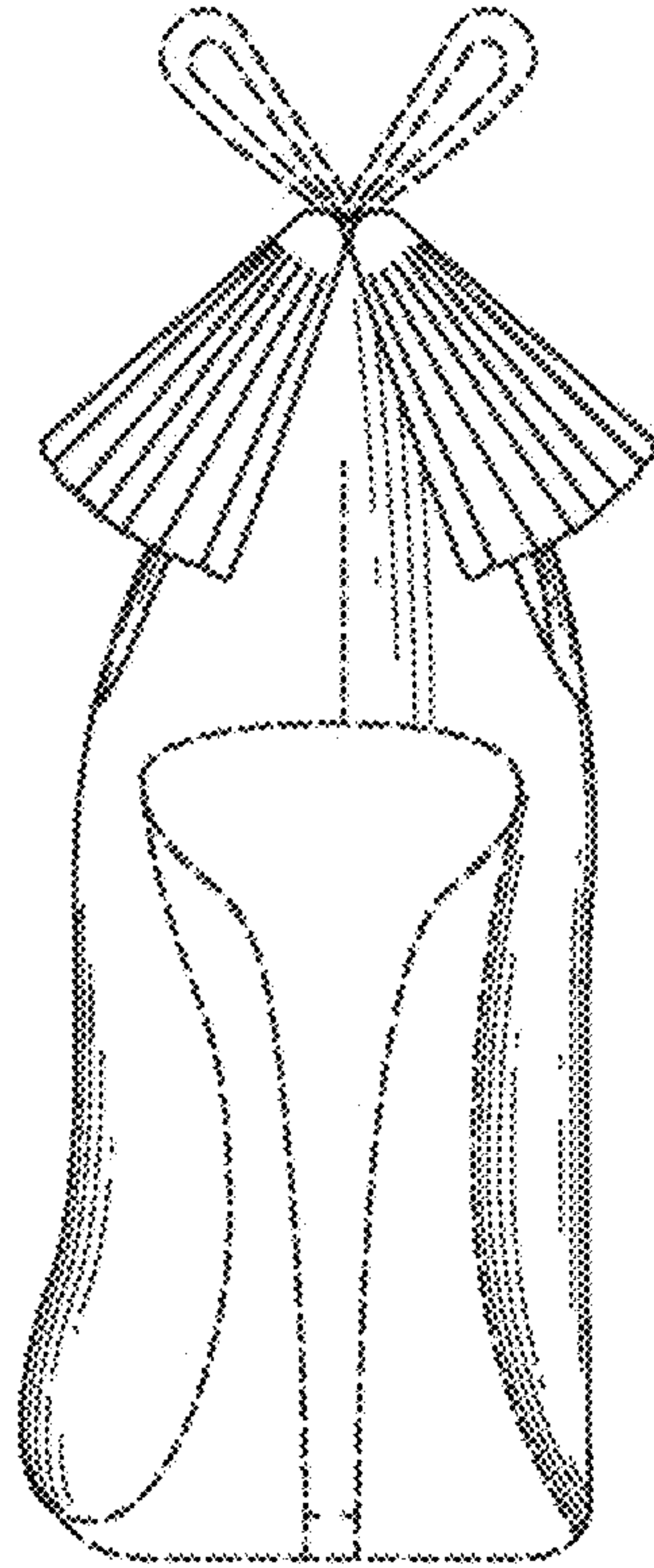


FIG. 3

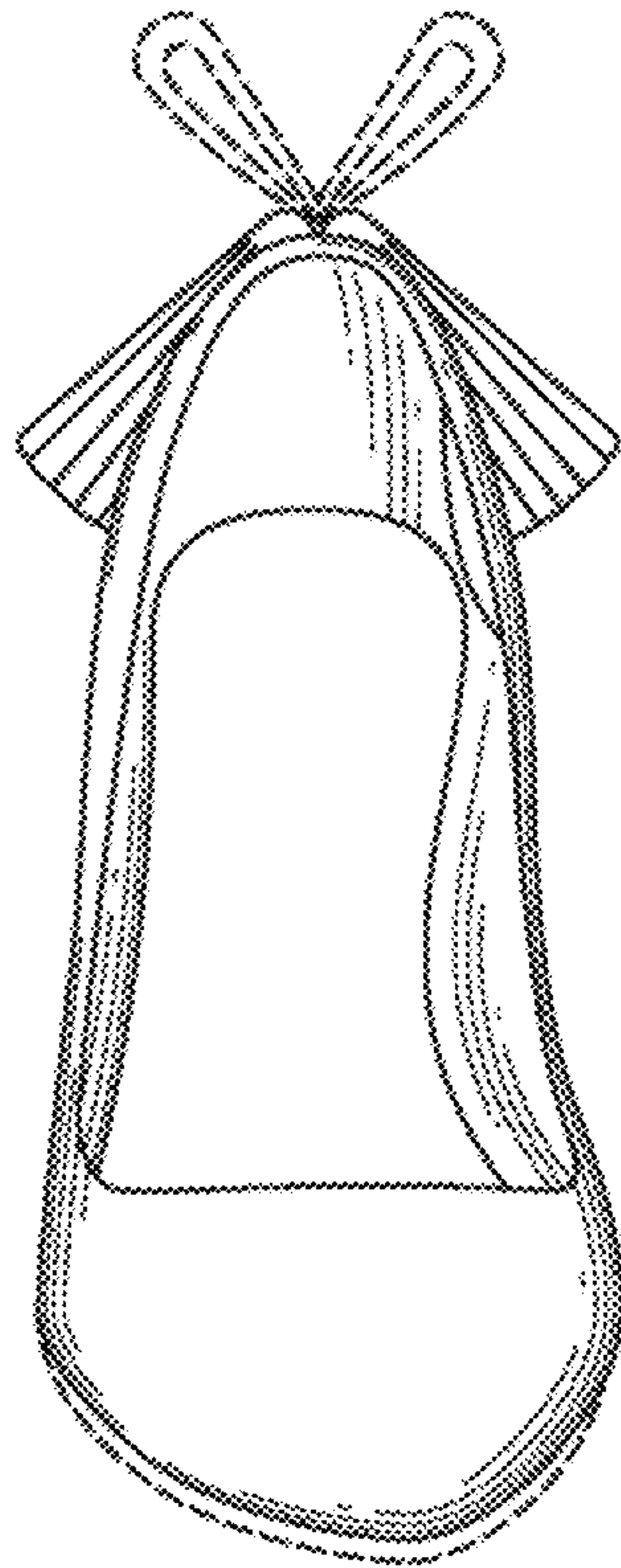


FIG. 4




FIG. 5