



US00D794284S

(12) **United States Design Patent** (10) **Patent No.:** **US D794,284 S**
Francis (45) **Date of Patent:** **** Aug. 15, 2017**

- (54) **HEEL PROTECTOR**
- (71) Applicant: **Raymond K. Francis**, Cleveland, OH (US)
- (72) Inventor: **Raymond K. Francis**, Cleveland, OH (US)
- (**) Term: **15 Years**
- (21) Appl. No.: **29/552,046**
- (22) Filed: **Jan. 20, 2016**
- (51) **LOC (10) Cl.** **02-04**
- (52) **U.S. Cl.**
USPC **D2/915; D2/966**
- (58) **Field of Classification Search**
USPC D2/896, 909, 914, 915, 925, 946, 964, D2/965, 966, 972
CPC A43B 1/00; A43B 3/00; A43B 3/16; A43B 3/18; A43B 7/14; A43B 7/141; A43B 7/144; A43B 7/1475; A43B 7/16; A43B 7/38; A43B 13/00; A43B 13/02; A43B 13/04; A43B 13/14; A43B 13/28; A43B 21/00; A43B 21/02; A43B 21/04; A43B 21/06; A43B 21/08; A43B 21/18; A43B 21/20; A43B 21/22; A43B 21/24; A43B 21/42; A43B 21/52; A43B 21/54; A43B 5/007; A43B 23/30; A43B 23/00
See application file for complete search history.

- 2,039,954 A * 5/1936 Fricker A43B 3/166 36/70 R
- D159,603 S * 8/1950 Dorman D2/915
- 2,915,836 A * 12/1959 McDonough A43B 5/007 36/72 B
- 3,025,617 A * 3/1962 Rizzonelli A43B 5/007 36/72 B
- D283,751 S * 5/1986 Haber D2/915
- D300,580 S * 4/1989 Stewart D2/915
- D305,378 S * 1/1990 Kemna D2/915
- D306,932 S * 4/1990 Flanders D2/915
- D318,560 S * 7/1991 Fitzpatrick D2/915
- D336,558 S * 6/1993 Escoffier D2/915
- D346,060 S * 4/1994 Martinez D2/915
- D367,157 S * 2/1996 Gage, Sr. D2/915
- D495,854 S * 9/2004 Francis D2/915
- D591,033 S * 4/2009 Patterson D2/915
- 8,141,275 B1 * 3/2012 Donaldson A43B 21/22 36/72 B

(Continued)

Primary Examiner — Elizabeth J Oswecki
(74) *Attorney, Agent, or Firm* — Fay Sharpe LLP

(57) **CLAIM**

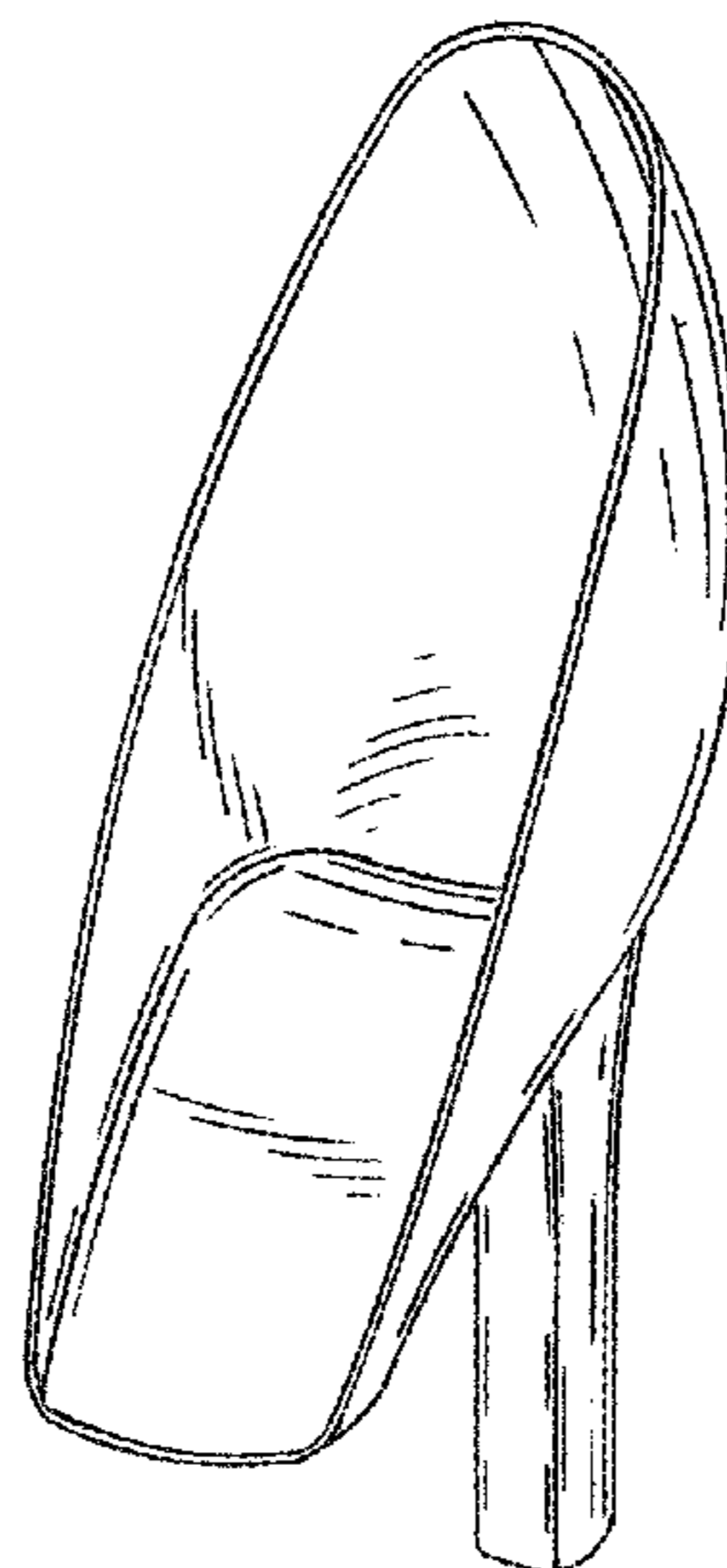
The ornamental design for a heel protector, as shown and described.

DESCRIPTION

FIG. 1 is a front perspective view of a heel protector showing my new design;
FIG. 2 is a side view thereof;
FIG. 3 is a front view thereof;
FIG. 4 is a back view thereof;
FIG. 5 is a top plan view thereof;
FIG. 6 is a bottom plan view thereof; and,
FIG. 7 is an opposite side view thereof.
The broken lines are included for the purpose of illustrating non-claimed subject matter and form no part of the claimed design.

1 Claim, 3 Drawing Sheets

- (56) **References Cited**
U.S. PATENT DOCUMENTS
1,531,493 A * 3/1925 Maxon A43B 5/007 36/72 B
1,819,962 A * 8/1931 Mazerock A43B 3/166 36/72 B
1,820,679 A * 8/1931 Sawyer A43B 5/007 36/72 B
1,828,246 A * 10/1931 Destro A43B 5/007 36/58.5



(56)

References Cited

U.S. PATENT DOCUMENTS

D698,533 S * 2/2014 Peterson D2/915
D728,207 S * 5/2015 Wright D2/915

* cited by examiner

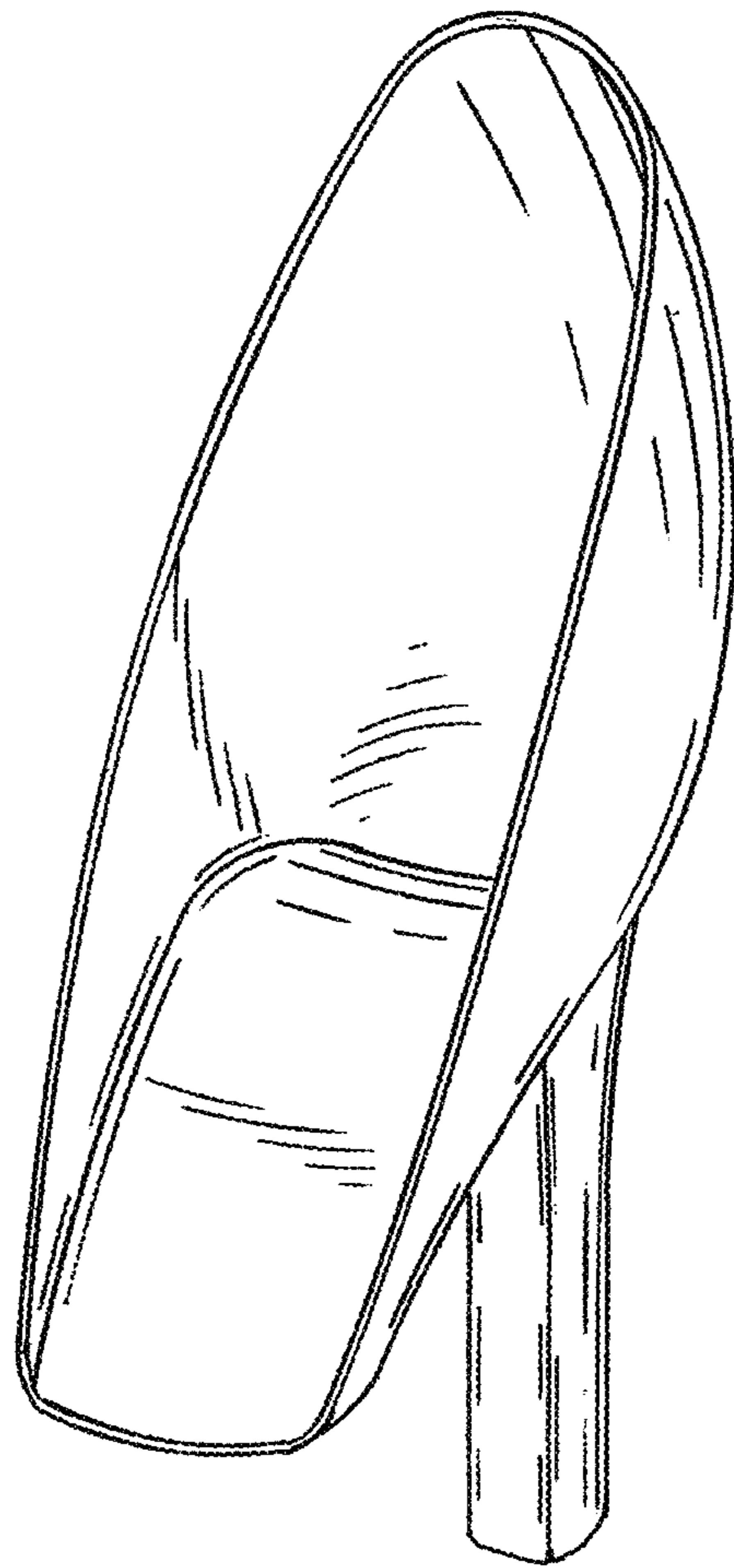


FIG. 1

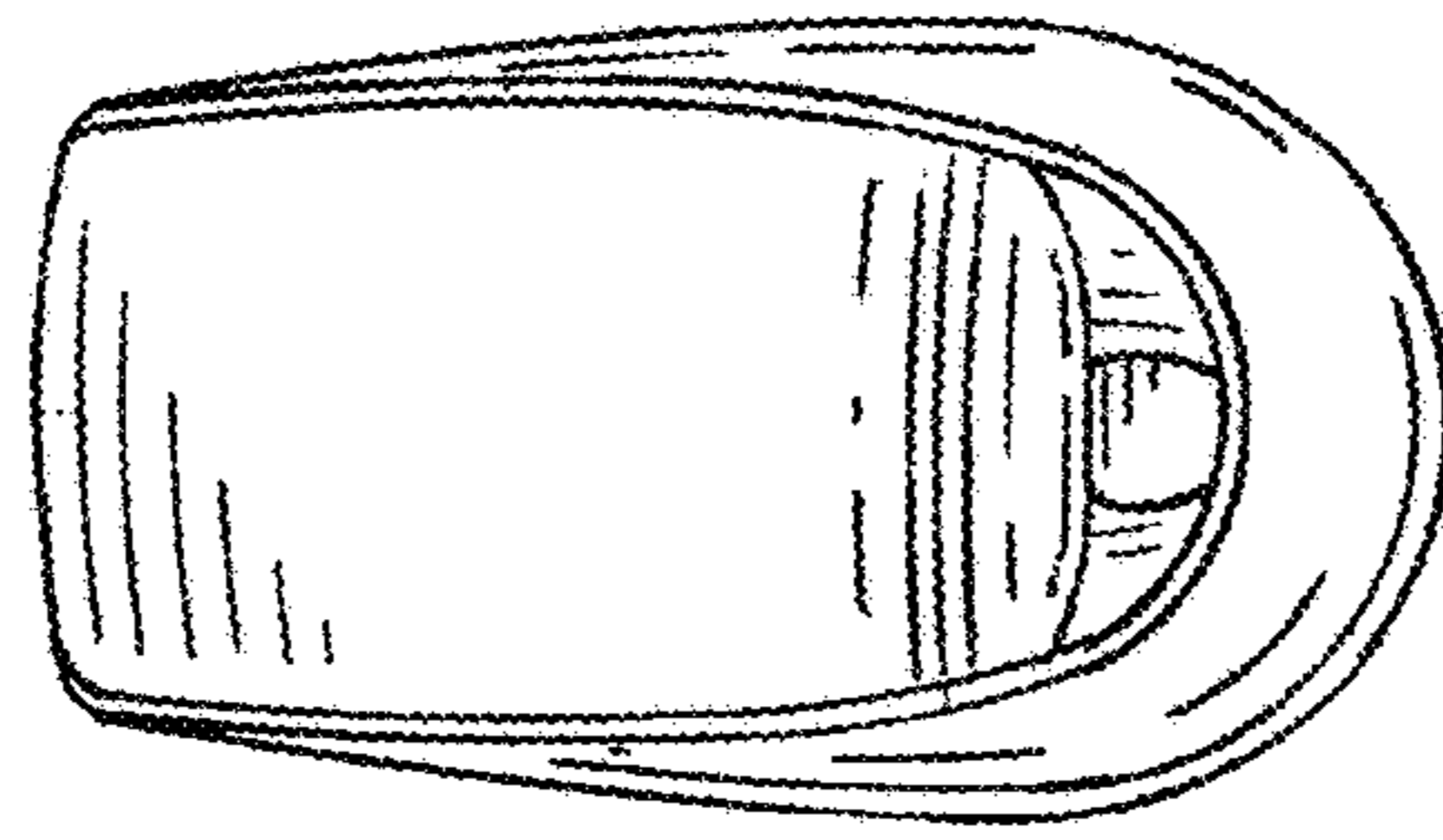


FIG. 5




FIG. 3

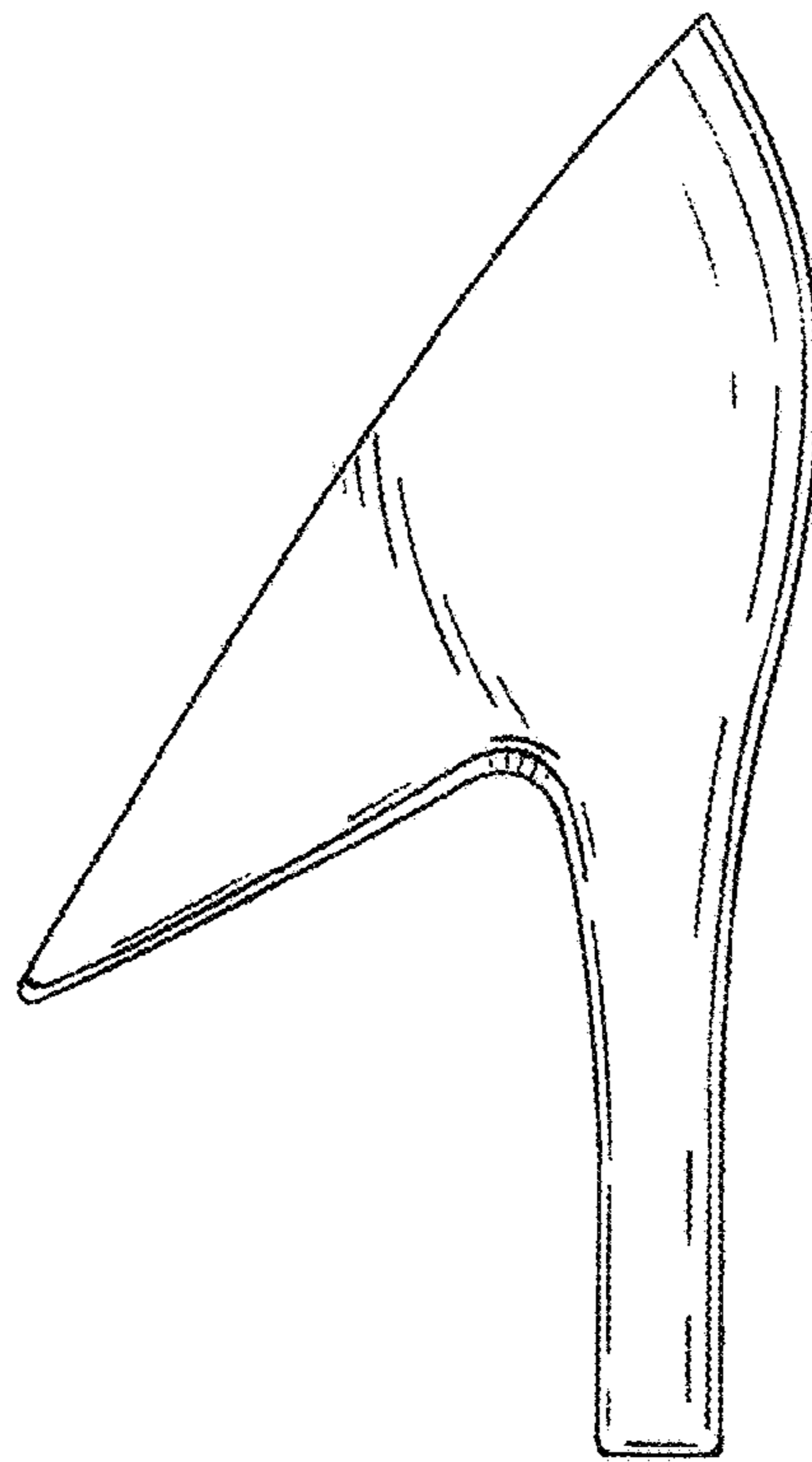


FIG. 2

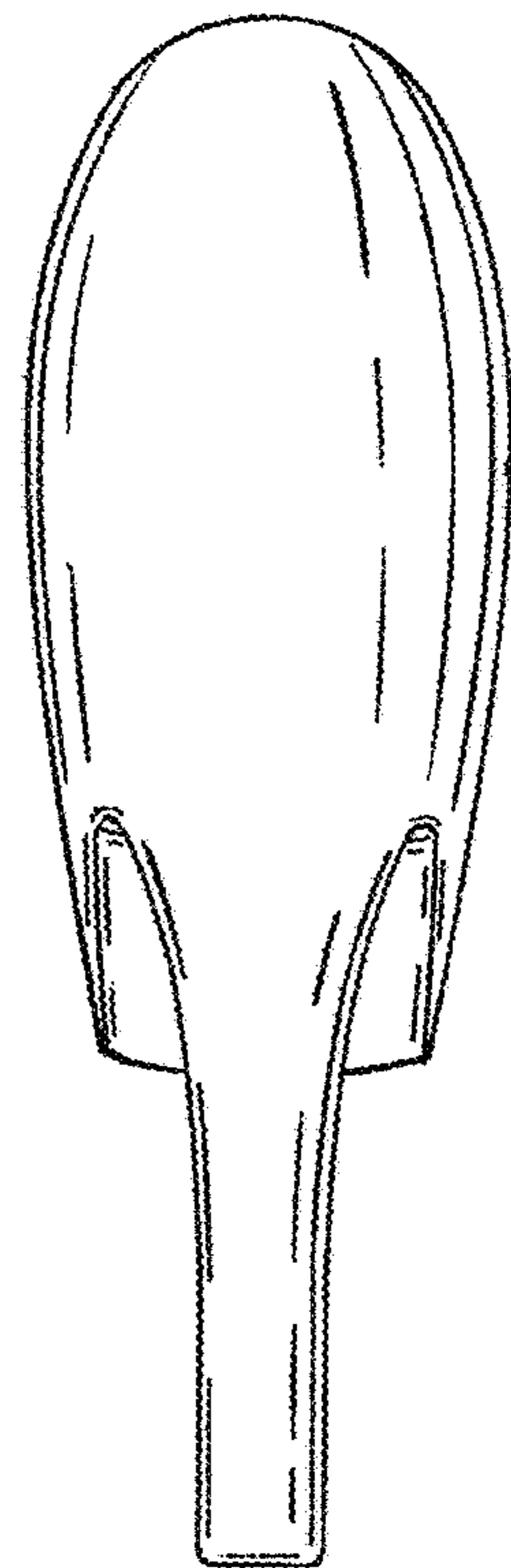


FIG. 4

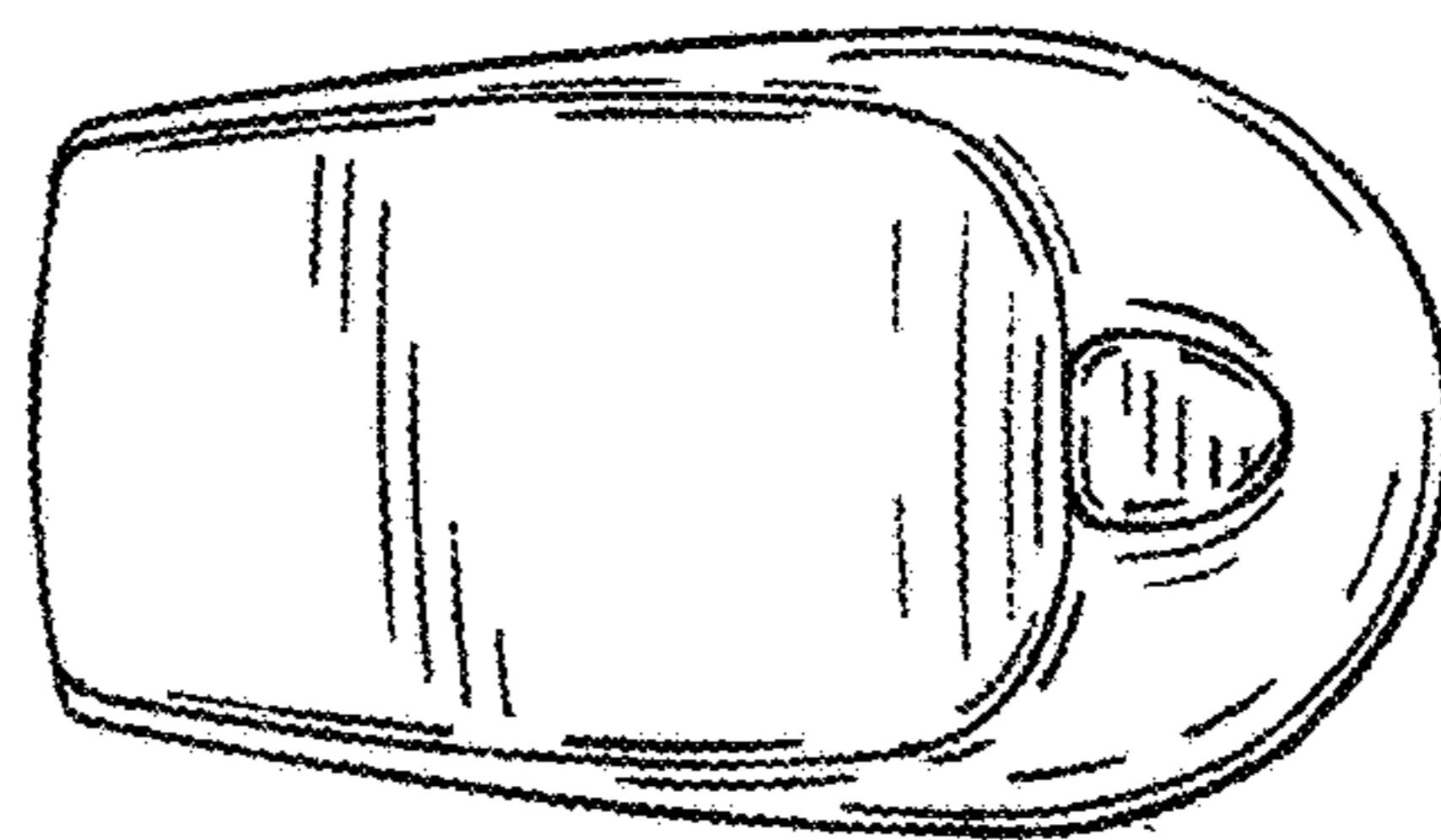


FIG. 6

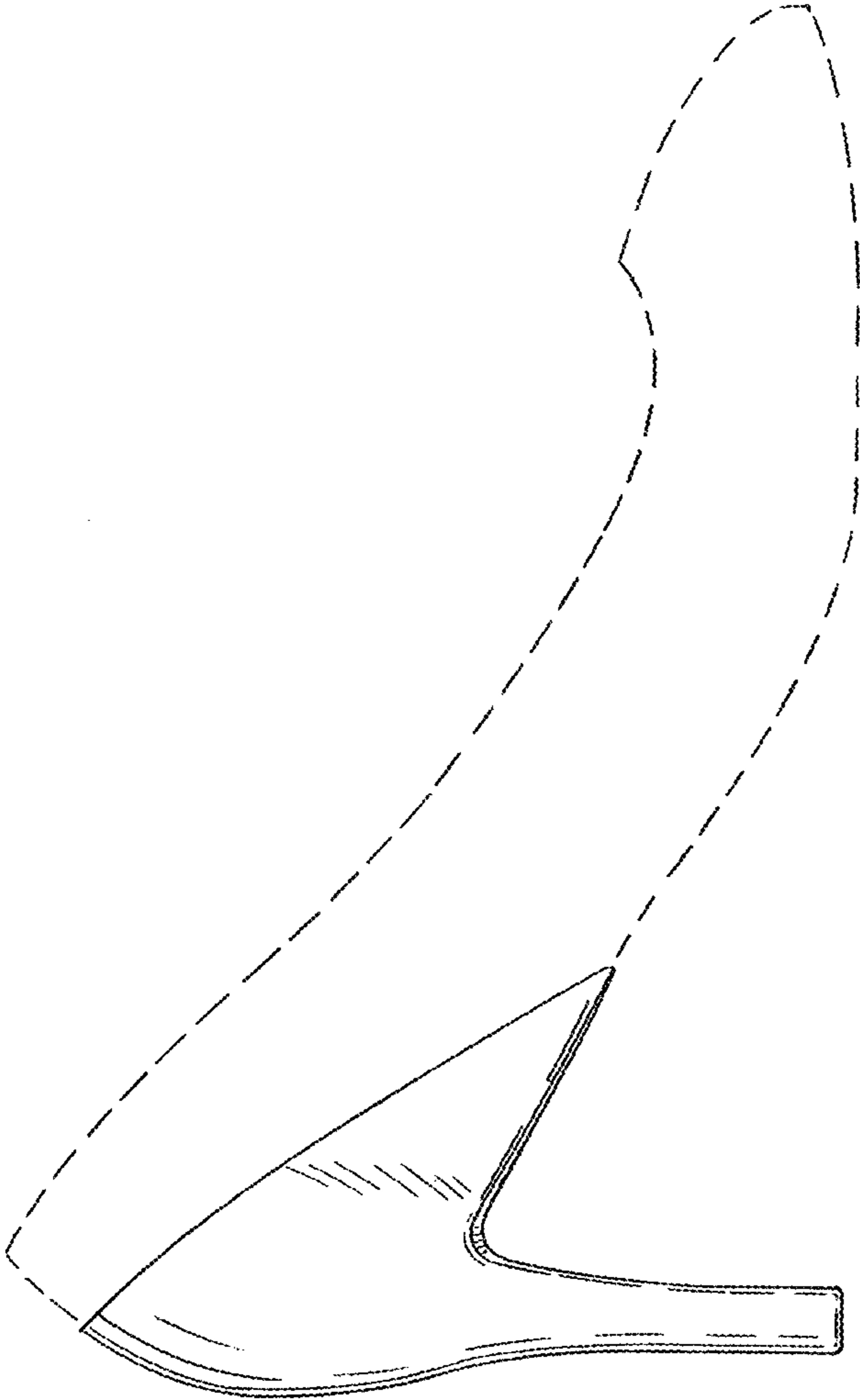


FIG. 7