

US00D794268S

(12) **United States Design Patent** (10) **Patent No.:** **US D794,268 S**
Minamide et al. (45) **Date of Patent:** **** Aug. 8, 2017**

(54) **VACUUM CLEANER**

(56) **References Cited**

(71) Applicant: **SAMSUNG ELECTRONICS CO., LTD.**, Suwon-si (KR)

U.S. PATENT DOCUMENTS

(72) Inventors: **Keiichi Minamide**, Tokyo (JP);
Hirohisa Miyazaki, Tokyo (JP);
Mitsuhiro Shigeri, Yokohama (JP);
Masato Suzuki, Kitaadachi-gun (JP)

D574,563	S	*	8/2008	Fjellman	D32/22
D613,469	S	*	4/2010	Agren	D32/22
D643,980	S	*	8/2011	Kim	D32/22
D664,314	S	*	7/2012	Li	D32/17
D672,516	S	*	12/2012	Ediger	D32/17
D728,176	S	*	4/2015	Yu	D32/22
2008/0282498	A1	*	11/2008	Luciano	A47L 5/30 15/383

(73) Assignee: **SAMSUNG ELECTRONICS CO., LTD.**, Gyeonggi-Do (KR)

* cited by examiner

(**) Term: **15 Years**

Primary Examiner — Ruth McInroy

(21) Appl. No.: **29/550,146**

(74) Attorney, Agent, or Firm — Cantor Colburn LLP

(22) Filed: **Dec. 30, 2015**

(57) **CLAIM**

The ornamental design for a vacuum cleaner, as shown and described.

(30) **Foreign Application Priority Data**

DESCRIPTION

Jul. 1, 2015 (KR) 30-2015-0033213

(51) **LOC (10) Cl.** **15-05**

(52) **U.S. Cl.**
USPC **D32/22**

(58) **Field of Classification Search**
USPC D32/17-18, 21-22, 31, 34
CPC A47L 5/24; A47L 5/28; A47L 5/34; A47L
5/362; A47L 5/36; A47L 11/34; A47L
9/325; A47L 9/20; A47L 9/02; A47L
9/32; A47L 9/322; A47L 9/327; A47L
7/0038

FIG. 1 is a front perspective view of a vacuum cleaner, showing our new design;
FIG. 2 is a front view thereof;
FIG. 3 is a rear view thereof;
FIG. 4 is a left-side view thereof;
FIG. 5 is a right-side view thereof;
FIG. 6 is an enlarged top view thereof;
FIG. 7 is an enlarged bottom view thereof; and,
FIG. 8 is a rear perspective view thereof.
The broken lines illustrating portions of the vacuum cleaner form no part of the claimed design.

See application file for complete search history.

1 Claim, 6 Drawing Sheets

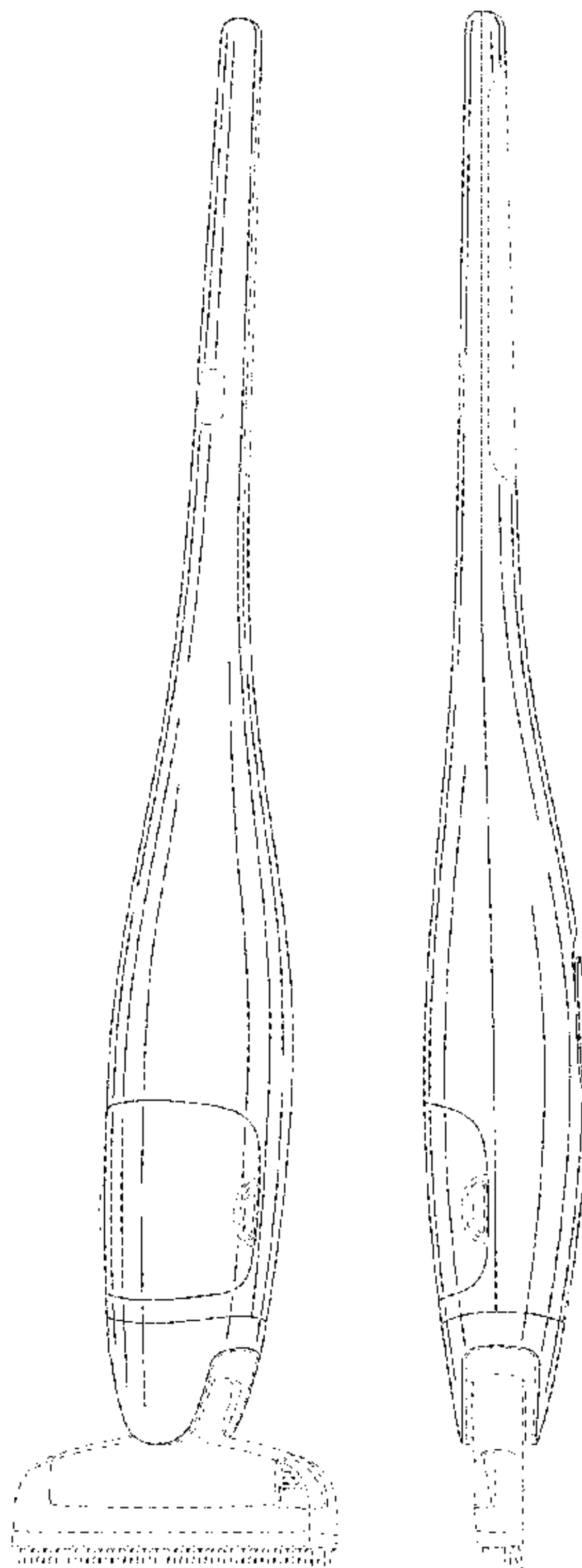


FIG. 1

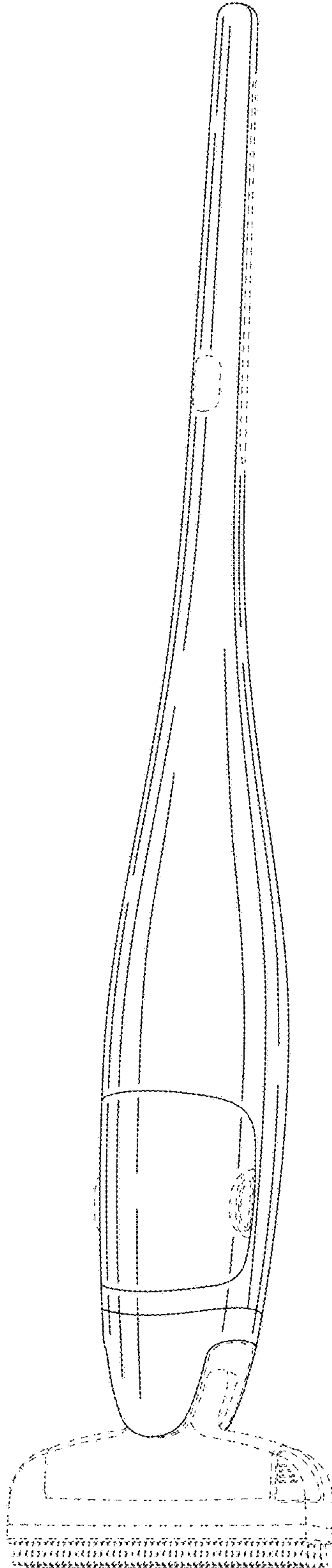


FIG.2

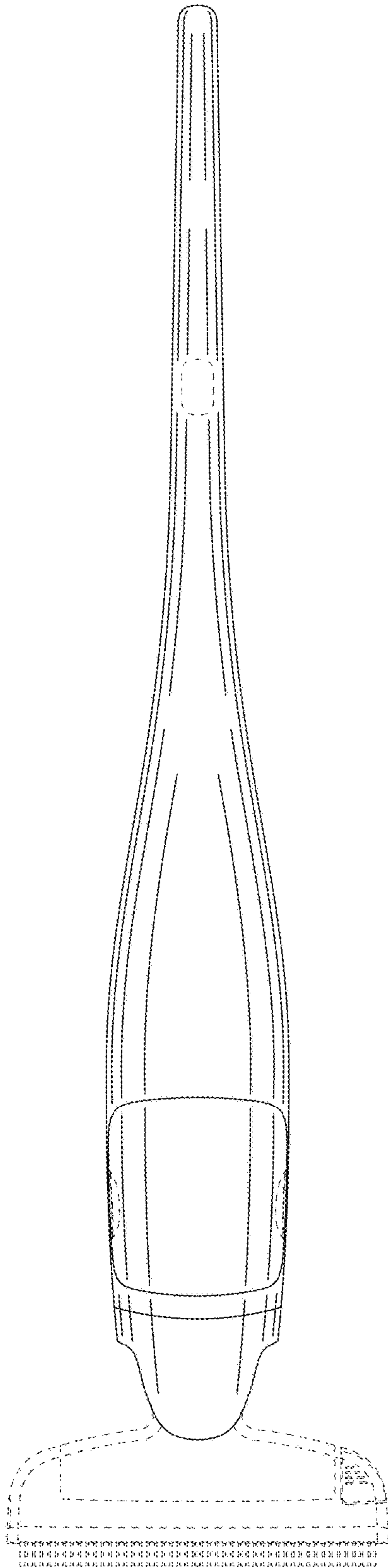


FIG.3

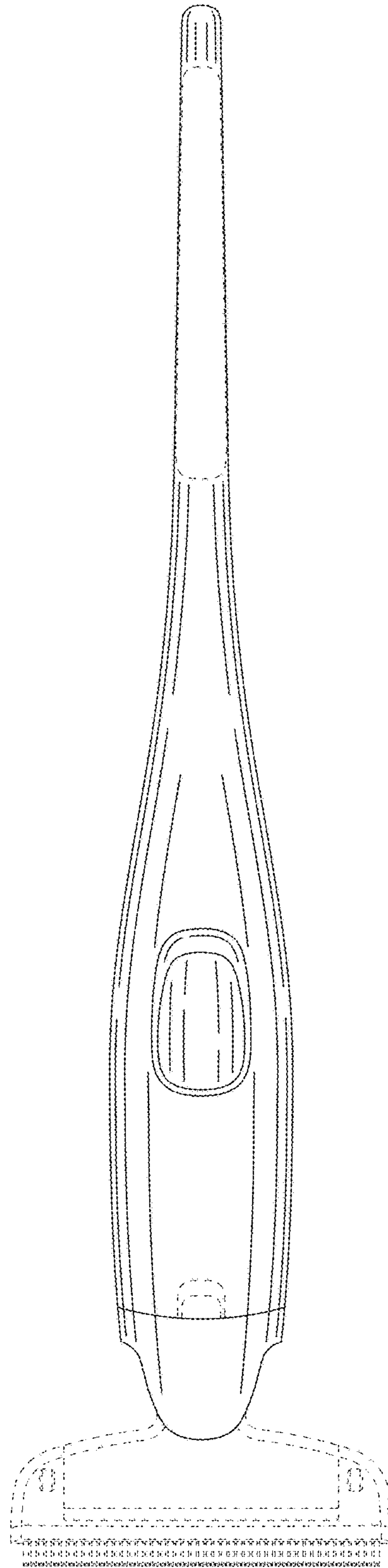


FIG.4

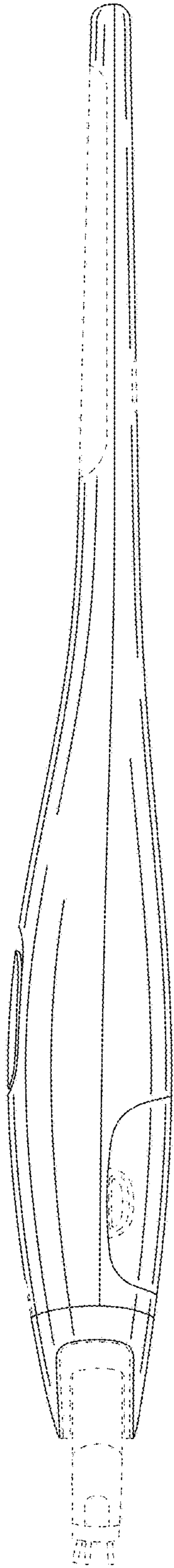


FIG.5

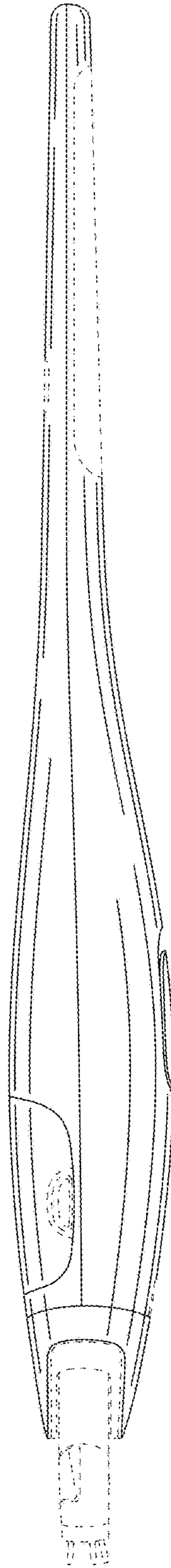


FIG.6

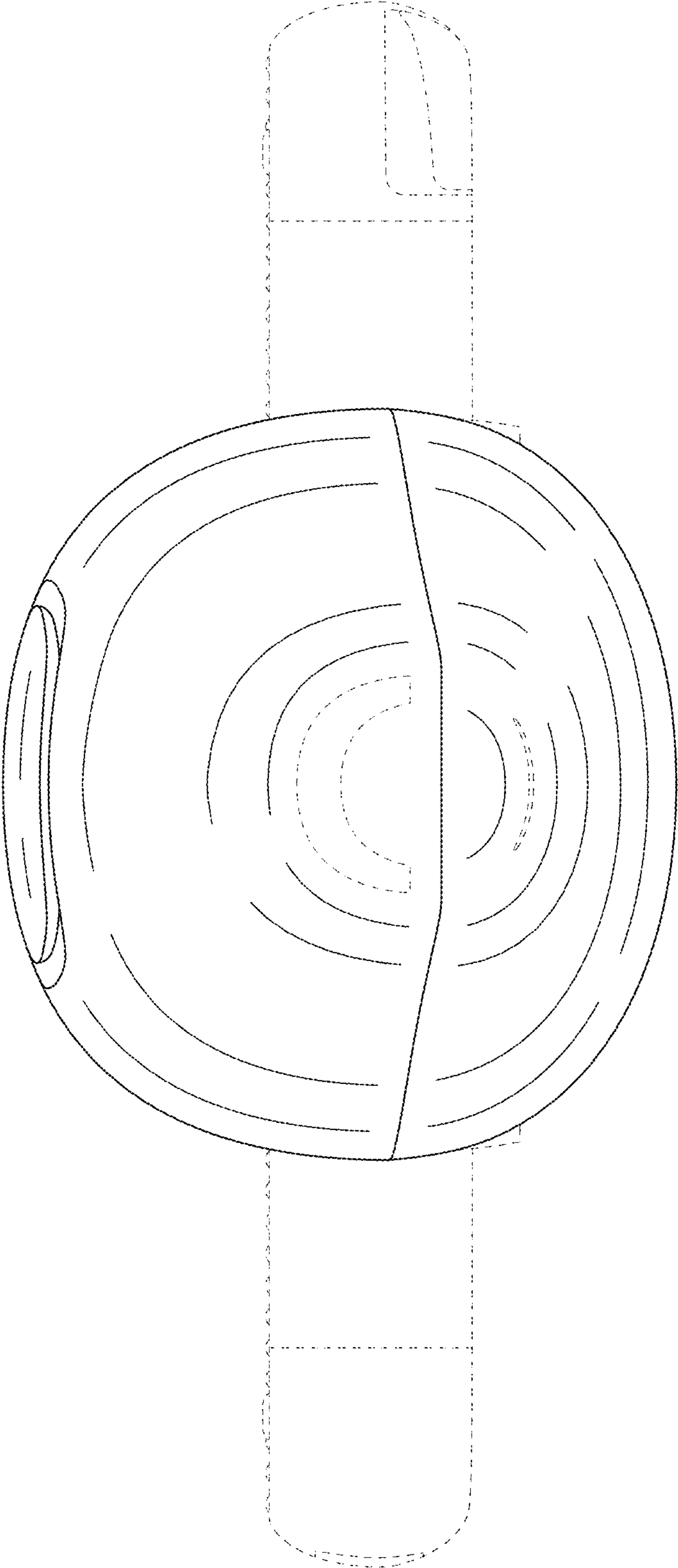


FIG.7

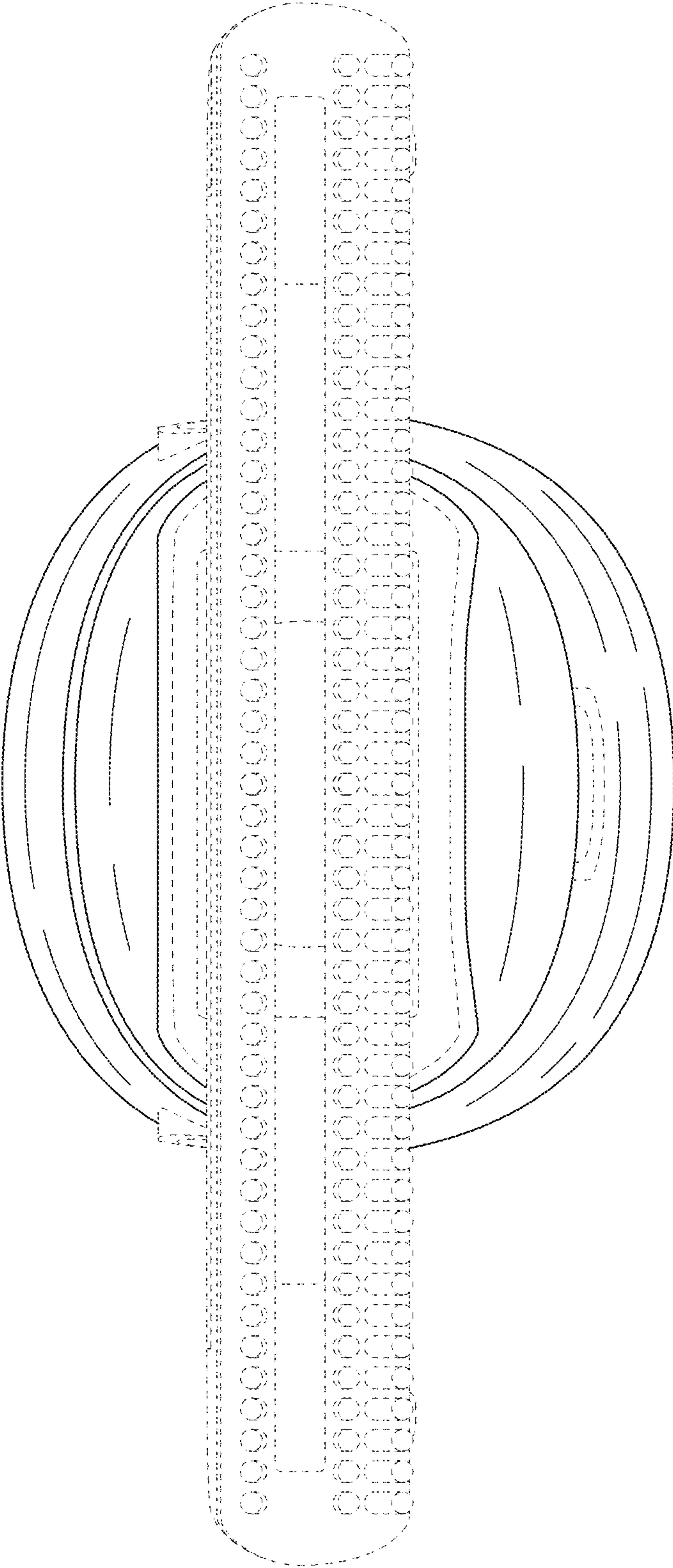


FIG.8

