



US00D794264S

(12) **United States Design Patent** (10) **Patent No.:** **US D794,264 S**
Roberson et al. (45) **Date of Patent:** **** Aug. 8, 2017**

- (54) **DISHWASHER AND/OR COMPONENTS THEREOF**
- (71) Applicant: **BSH Home Appliances Corporation**, Irvine, CA (US)
- (72) Inventors: **Lindsay Roberson**, Durham, NC (US); **Thomas Ott**, Neubiberg (DE)
- (73) Assignee: **BSH Home Appliances Corporation**, Irvine, CA (US)
- (**) Term: **15 Years**
- (21) Appl. No.: **29/582,352**
- (22) Filed: **Oct. 27, 2016**

Related U.S. Application Data

- (62) Division of application No. 29/570,443, filed on Jul. 8, 2016, now Pat. No. Des. 778,513, which is a division of application No. 29/558,458, filed on Mar. 18, 2016, now Pat. No. Des. 770,696, which is a division of application No. 29/508,988, filed on Nov. 13, 2014, now Pat. No. Des. 760,452, which is a division of application No. 29/417,549, filed on Apr. 5, 2012, now Pat. No. Des. 720,100.
- (51) **LOC (10) Cl.** **15-05**
- (52) **U.S. Cl.**
USPC **D32/3**
- (58) **Field of Classification Search**
USPC D32/1-3, 25; 312/31, 109, 228;
134/56 D, 57 D, 58 D, 58 DL, 201;
D7/407-408
- See application file for complete search history.

- (56) **References Cited**
- U.S. PATENT DOCUMENTS
- | | | | |
|---------------|---------|-----------------|--------------|
| 5,365,959 A * | 11/1994 | Favaro | A47L 15/4293 |
| | | | 312/228 |
| D424,257 S * | 5/2000 | Umeda | D32/2 |
| D493,016 S * | 7/2004 | Kaczmarek | D32/3 |
| D511,403 S * | 11/2005 | Ott | D32/3 |
| D511,870 S * | 11/2005 | Paik | D32/2 |
| D539,992 S * | 4/2007 | Yamamoto | D32/2 |
- * cited by examiner


Primary Examiner — Catheri Oliver-Garcia
 (74) *Attorney, Agent, or Firm* — Michael E. Tschupp; Andre Pallapies

(57) **CLAIM**
 The ornamental design for a dishwasher and/or components thereof, as shown and described.

DESCRIPTION

FIG. 1 is a front perspective view, from the top, of a dishwasher door according to our new ornamental design; FIG. 2 is a front view thereof; FIG. 3 is a top view thereof; FIG. 4 is a left side view thereof, with the right hand side view thereof being a mirror image thereof; and, FIG. 5 is a front perspective view thereof from the bottom. The broken lines of the dishwasher, dishwasher compartment and/or components thereof show surrounding structure or environment and do not form part of the claimed design. Where included, the dotted lines represent the border between claimed and non-claimed subject matter. The bottom, front and rear parts of the dishwasher door, and the bottom, front, rear and top of the dishwasher compartment are unornamented and form no part of the claimed design.

1 Claim, 4 Drawing Sheets






Fig. 1




Fig. 2

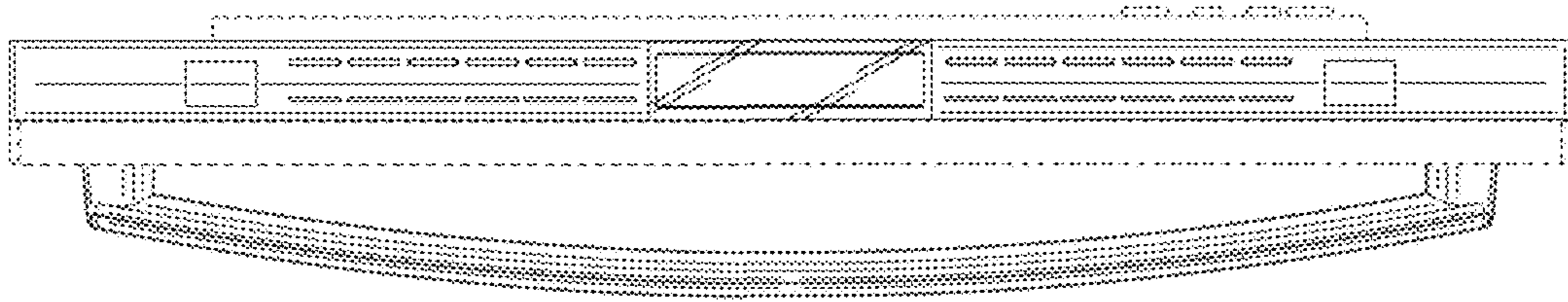


Fig. 3




Fig. 4

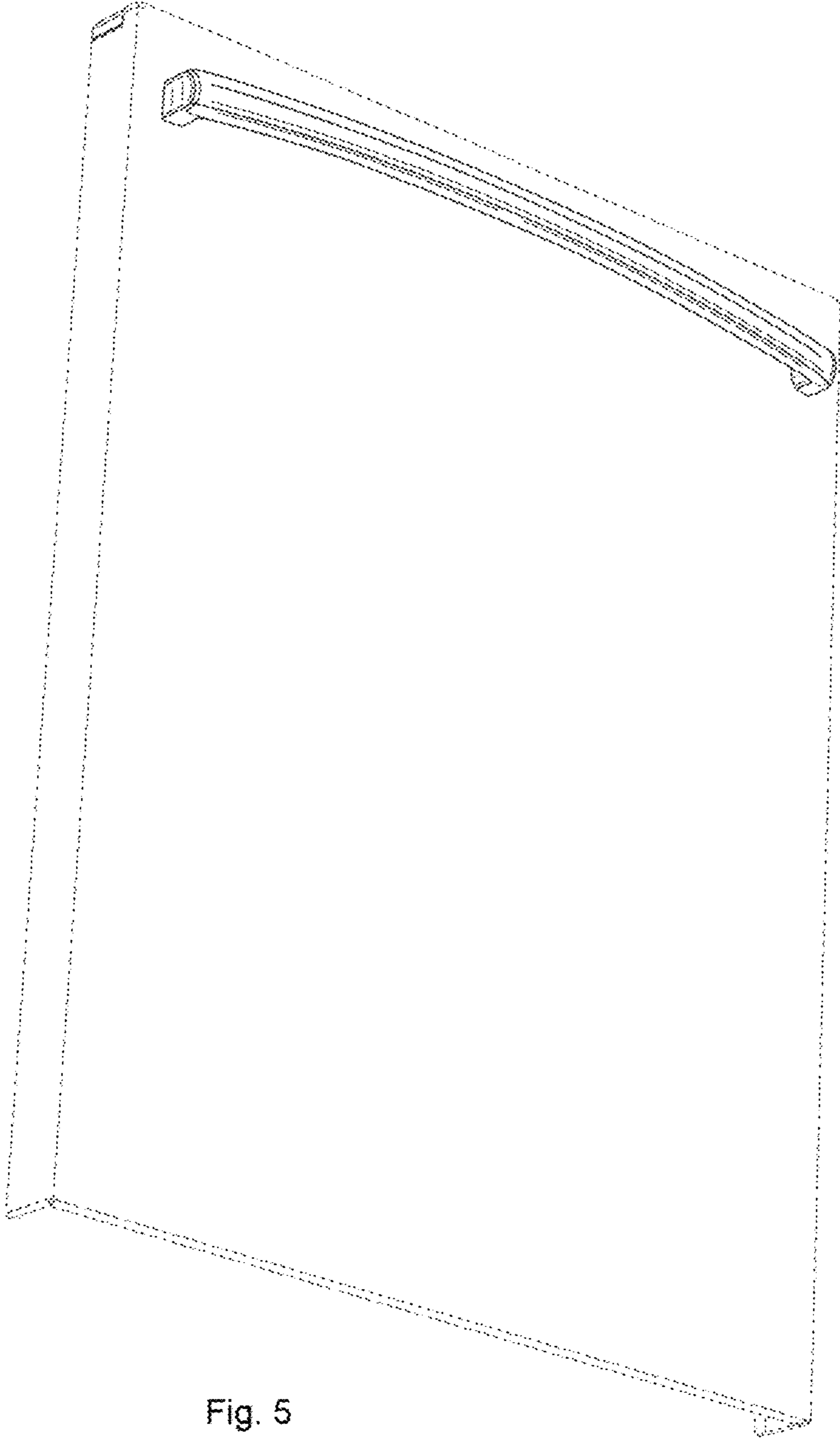


Fig. 5