



US00D794203S

(12) **United States Design Patent**  
**Twitchin et al.**

(10) **Patent No.:** **US D794,203 S**

(45) **Date of Patent:** **\*\* Aug. 8, 2017**

(54) **SET OF PLATES FOR HEAD SUPPORT SYSTEM**

(71) Applicant: **ABLE LOGIC SYSTEMS LIMITED**,  
Westcliff\_on\_Sea, Essex (GB)

(72) Inventors: **Malcolm Twitchin**, Berkhamsted (GB);  
**Adrian Clark**, Stapleford Tawney (GB)

(73) Assignee: **ABLE LOGIC SYSTEMS LIMITED**,  
Westcliff-on-Sea, Essex (GB)

(\*\*) Term: **14 Years**

(21) Appl. No.: **29/500,838**

(22) Filed: **Aug. 28, 2014**

(30) **Foreign Application Priority Data**

Feb. 28, 2014 (EM) ..... 002415638

(51) **LOC (10) Cl.** ..... **24-01**

(52) **U.S. Cl.**  
USPC ..... **D24/184**

(58) **Field of Classification Search**  
USPC ..... D24/183, 184, 200, 171; 5/636, 637,  
5/600-624, 625, 626, 627, 630, 631, 632,  
5/635, 640, 643, 648, 651, 3-6, 655.3,  
5/655.9; 128/845, 846; 248/118;  
D6/390, 718.13, 601, 606  
CPC . A61G 1/00; A61G 1/013; A61G 1/04; A61G  
7/00; A61G 7/05; A61G 7/0507; A61G  
7/065; A61G 7/07; A61G 7/072; A61G  
13/00; A61G 13/0018; A61G 13/009;  
A61G 13/105; A61G 13/121; A61G  
13/12; A61G 13/126; A61G 13/1235;  
A61B 5/704; A61B 6/04; A61B 6/0407;  
A47C 7/383; A47C 7/38; A47C 16/00

See application file for complete search history.

(56) **References Cited**

U.S. PATENT DOCUMENTS

6,244,270 B1 \* 6/2001 Lutian ..... A61B 90/14  
128/869  
8,001,970 B2 \* 8/2011 King ..... A61G 13/121  
128/845  
2003/0131854 A1 \* 7/2003 Kiefer ..... A61F 5/05883  
128/870

OTHER PUBLICATIONS

YouTube.com: CPI head immobilizer install. Published Jun. 5,  
2013. Retrieved from internet at <https://www.youtube.com/  
watch?v=-tKv2Bs83rl>, Jul. 6, 2016. 1 page.\*

\* cited by examiner

*Primary Examiner* — Rosemary K Tarcza

*Assistant Examiner* — Christy Nemeth

(74) *Attorney, Agent, or Firm* — Erik Birkeneder; Nixon  
Peabody LLP

(57) **CLAIM**

The ornamental design for a set of plates for head support system, as shown and described.

**DESCRIPTION**

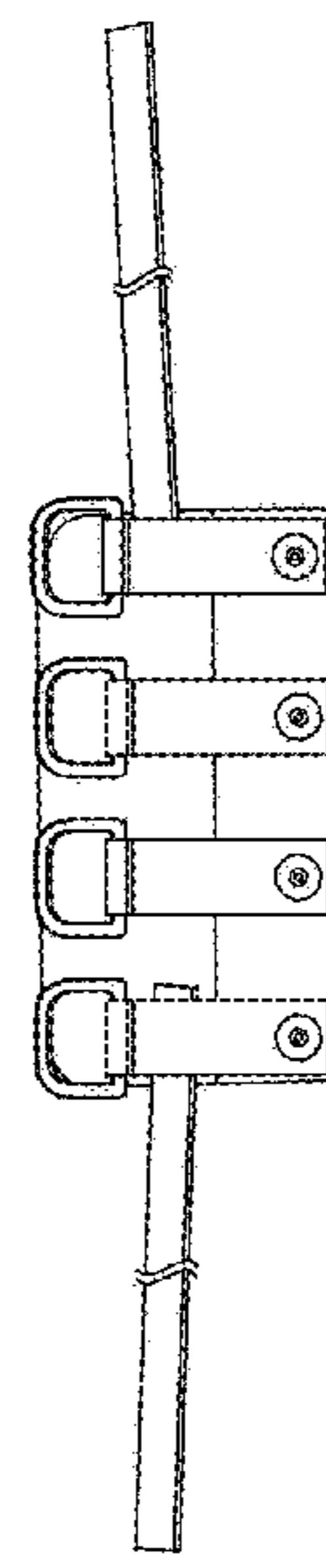
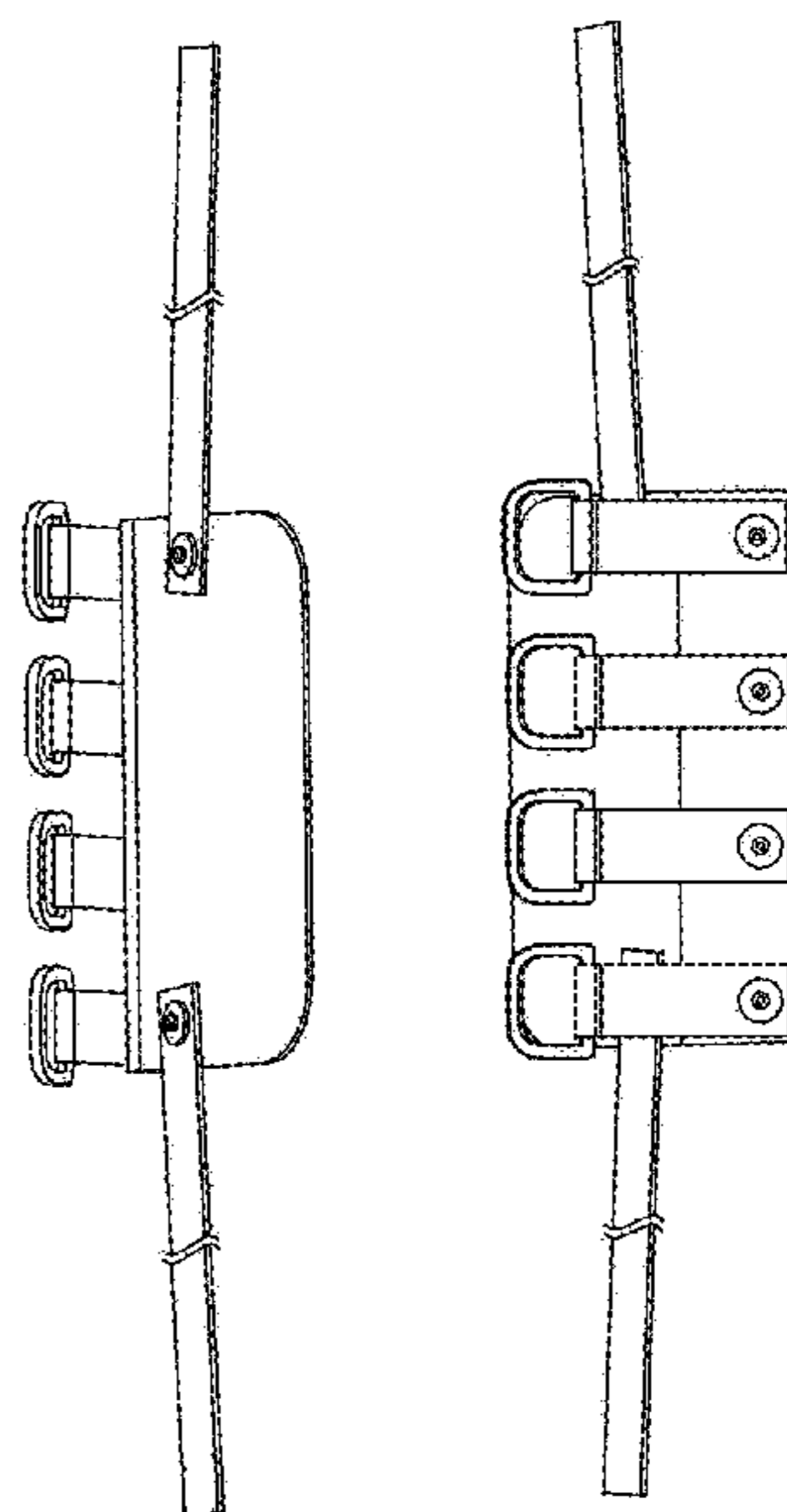
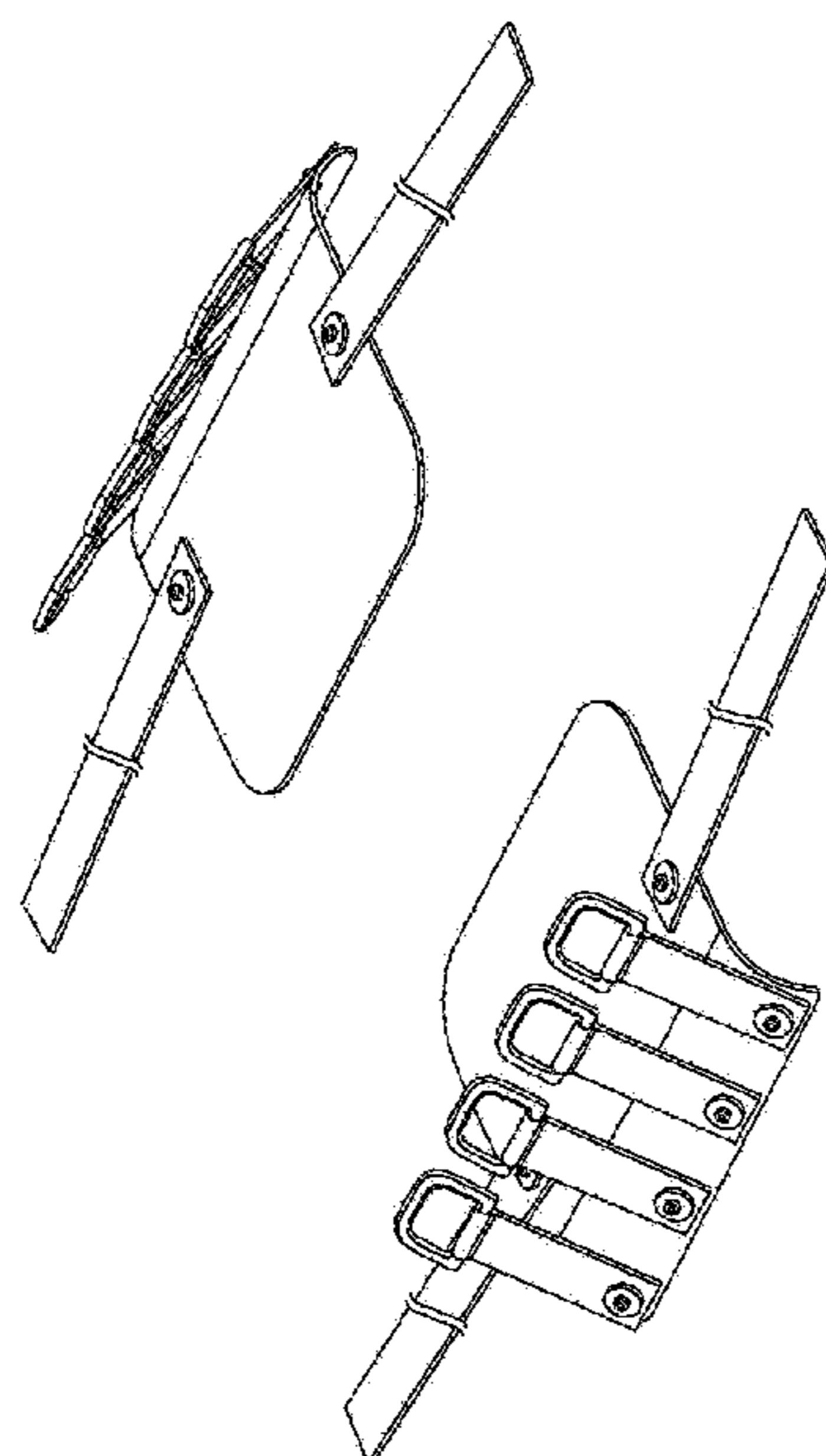
FIG. 1 is a perspective view of a set of plates for head support system;

FIG. 2 is a side view thereof; and,

FIG. 3 is a bottom view thereof.

The set of plates for head support system is shown with symbolic breaks in its length. The appearance of any portion of the article between the break lines forms no part of the claimed design.

**1 Claim, 3 Drawing Sheets**



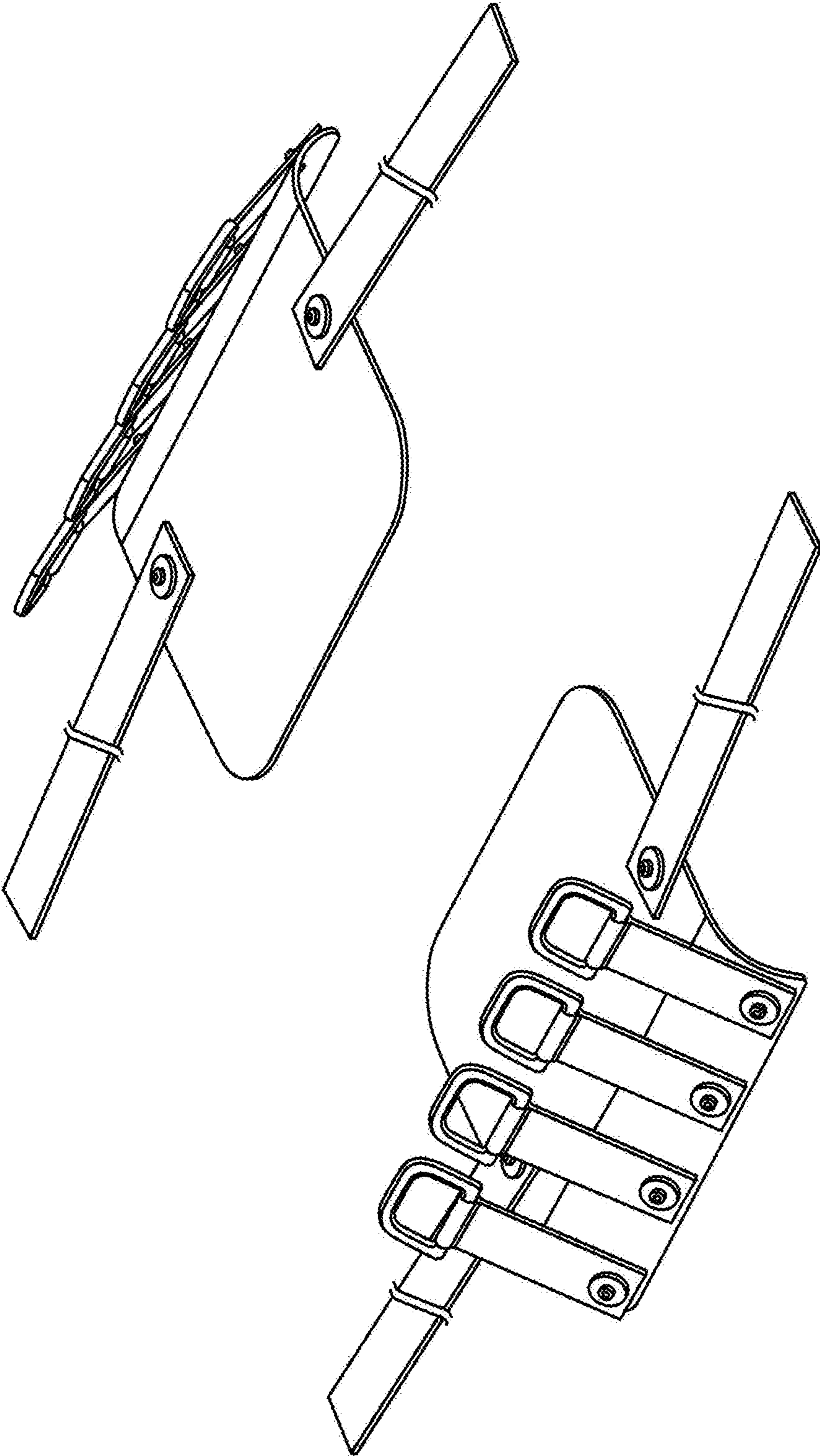


FIG. 1

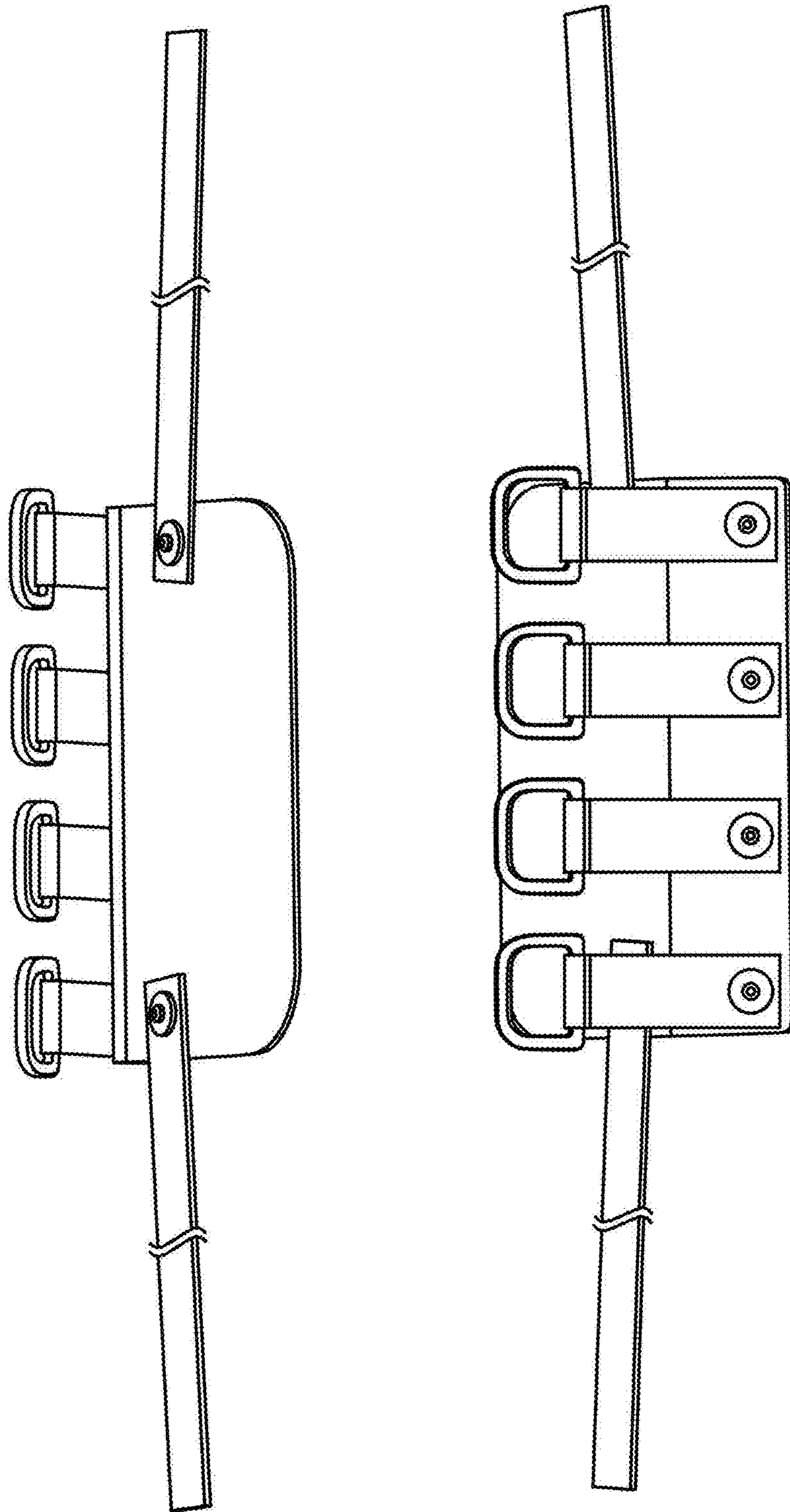


FIG. 2

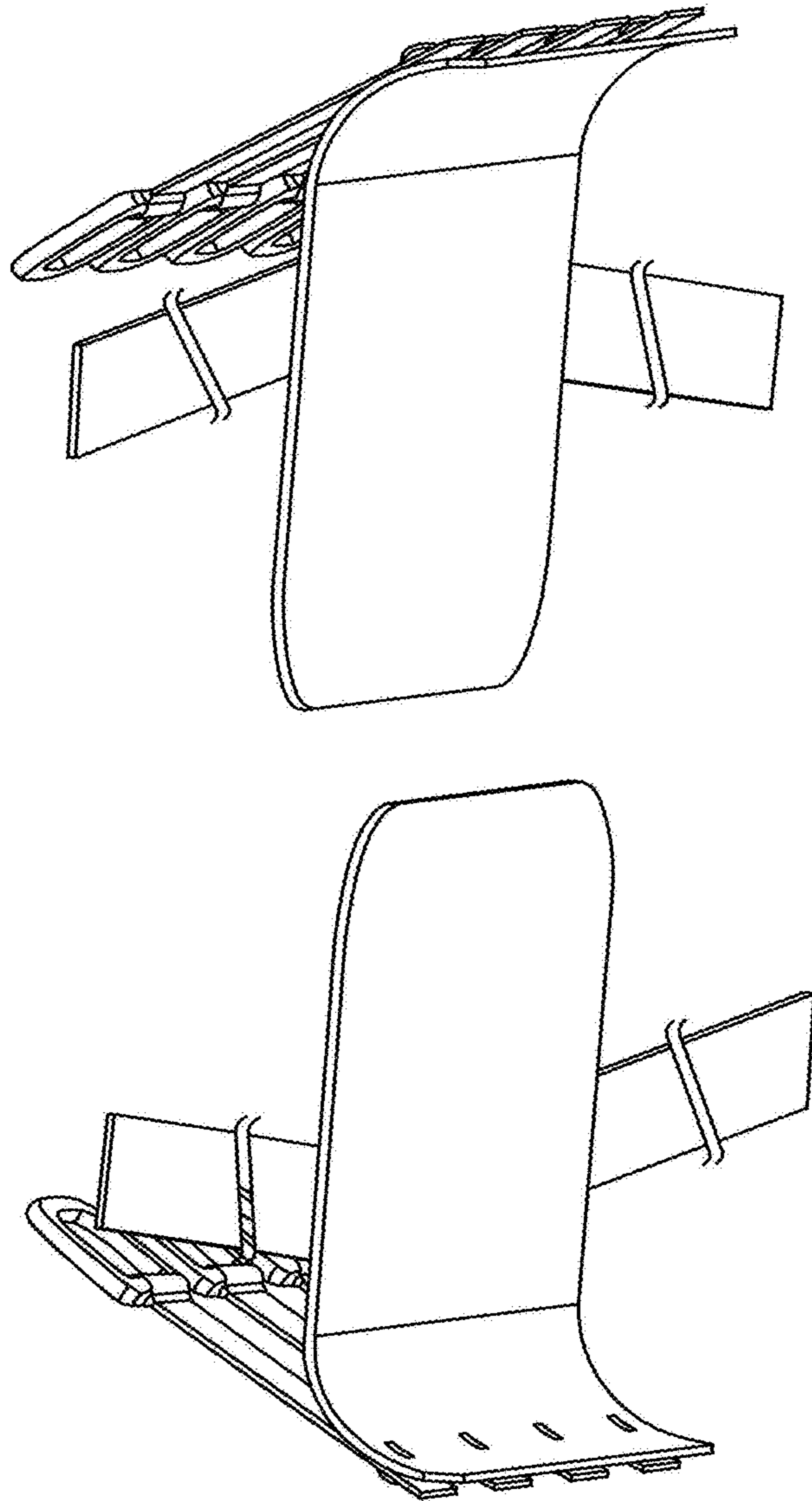


FIG. 3