



US00D794186S

(12) **United States Design Patent** (10) **Patent No.:** **US D794,186 S**  
**Saatchi et al.** (45) **Date of Patent:** **\*\* Aug. 8, 2017**

(54) **CROSS SLIT GASKET FOR INTRODUCER SHEATH**

D342,134 S \* 12/1993 Mongeon ..... D24/127  
 5,304,156 A 4/1994 Sylvanowicz et al.  
 D364,457 S \* 11/1995 Mongeon ..... D24/127

(Continued)

(71) Applicant: **Medtronic Vascular, Inc.**, Santa Rosa, CA (US)

FOREIGN PATENT DOCUMENTS

(72) Inventors: **Sanaz Saatchi**, San Francisco, CA (US); **Andrew Murphy**, Minneapolis, MN (US); **Curtis Yarra**, Minneapolis, MN (US)

EP 0399769 11/1990  
 EP 2213328 8/2010

(Continued)

(73) Assignee: **Medtronic Vascular, Inc.**, Santa Rosa, CA (US)

OTHER PUBLICATIONS

(\*\*) Term: **14 Years**

PCT/US2016/032226, "The International Search Report and the Written Opinion of the International Searching Authority" mailed Sep. 9, 2016.

(21) Appl. No.: **29/526,706**

*Primary Examiner* — Robert M Spear  
*Assistant Examiner* — Eliza Bennett-Hattan

(22) Filed: **May 12, 2015**

(51) **LOC (10) Cl.** ..... **24-02**

(57) **CLAIM**

(52) **U.S. Cl.**

The ornamental design for a cross slit gasket for introducer sheath, as shown and described.

USPC ..... **D24/130**

**DESCRIPTION**

(58) **Field of Classification Search**

USPC ..... D24/108, 112, 117, 118, 130, 133, 135,  
 D24/137, 138, 222, 141, 111, 113, 127,  
 D24/143, 144, 148, 179, 216, 152, 153,  
 D24/154, 176, 170

CPC .... A61M 2039/064; A61M 2039/2426; A61M  
 2039/246; A61M 25/0606; A61M 39/06;  
 A61M 39/22

See application file for complete search history.

FIG. 1 is a perspective view the cross slit gasket for introducer sheath.

FIG. 2 is a top view of the cross slit gasket for introducer sheath of FIG. 1.

FIG. 3 is a bottom view of the cross slit gasket for introducer sheath of FIG. 1.

FIG. 4 is a side view of the cross slit gasket for introducer sheath of FIG. 1.

FIG. 5 is a cross sectional view of the cross slit gasket for introducer sheath of FIG. 1. The cross sectional view of FIG. 5 is taken along the longitudinal length of slit of FIG. 2; and,

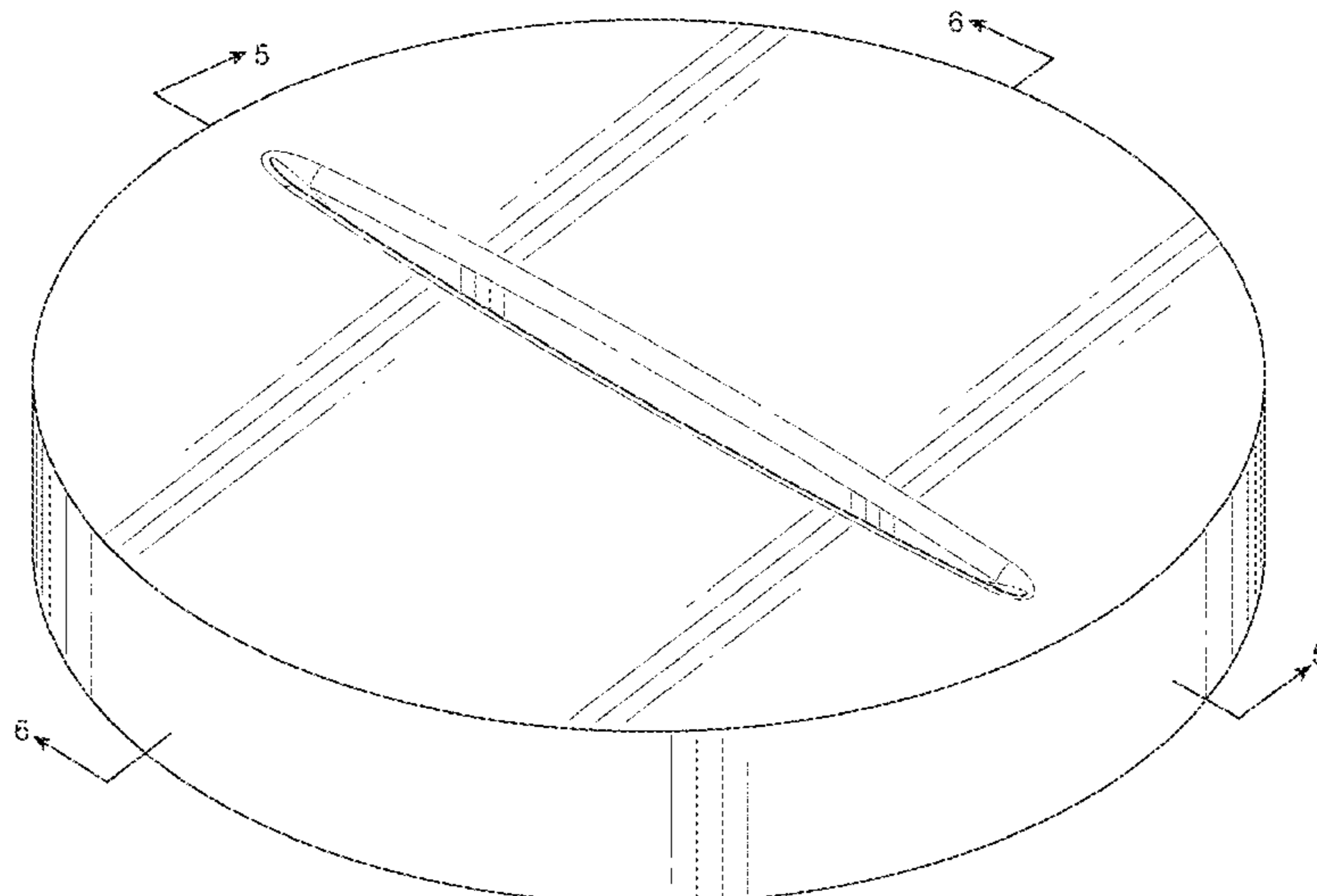
FIG. 6 is a cross sectional view of the cross slit gasket for introducer sheath of FIG. 1. The cross sectional view of FIG. 6 is taken along the longitudinal length of slit of FIG. 3. The cross section view of FIG. 6 is perpendicular to the cross sectional view of FIG. 5.

(56) **References Cited**

U.S. PATENT DOCUMENTS

- 4,000,739 A 1/1977 Stevens
- 4,424,833 A 1/1984 Spector et al.
- 4,610,665 A 9/1986 Matsumoto et al.
- 4,798,594 A 1/1989 Hillstead
- 5,006,113 A 4/1991 Fischer
- 5,098,393 A 3/1992 Amplatz et al.
- 5,125,903 A 6/1992 McLaughlin et al.

**1 Claim, 6 Drawing Sheets**



(56)

**References Cited**

U.S. PATENT DOCUMENTS

6,352,520 B1 3/2002 Miyazaki  
D480,942 S \* 10/2003 Ishida ..... D8/356  
D498,894 S \* 11/2004 Gould ..... D11/131  
D518,573 S \* 4/2006 French ..... D24/113  
D582,032 S \* 12/2008 Bizup ..... D24/129  
8,608,712 B2 \* 12/2013 Bizup ..... A61M 39/0208  
604/288.02  
8,845,588 B2 9/2014 Bruszewski  
9,504,815 B2 \* 11/2016 Bizup ..... A61M 39/0208  
2007/0276344 A1 \* 11/2007 Bizup ..... A61M 39/0208  
604/288.02  
2014/0194833 A1 7/2014 Andrus  
2016/0331935 A1 \* 11/2016 Saatchi ..... A61M 25/0606

FOREIGN PATENT DOCUMENTS

WO WO2004/032993 4/2004  
WO WO2006/059540 6/2006

\* cited by examiner

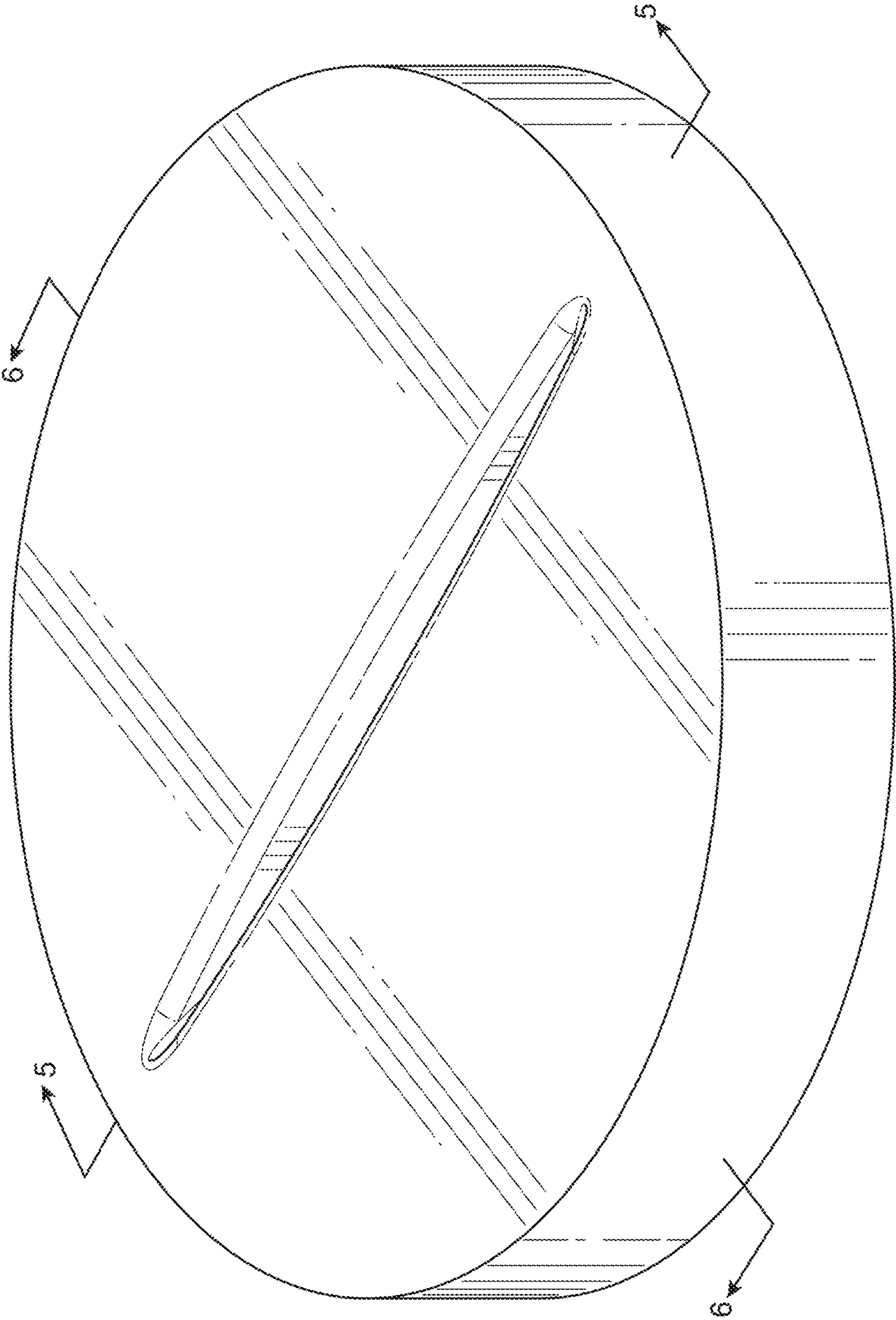


FIG. 1

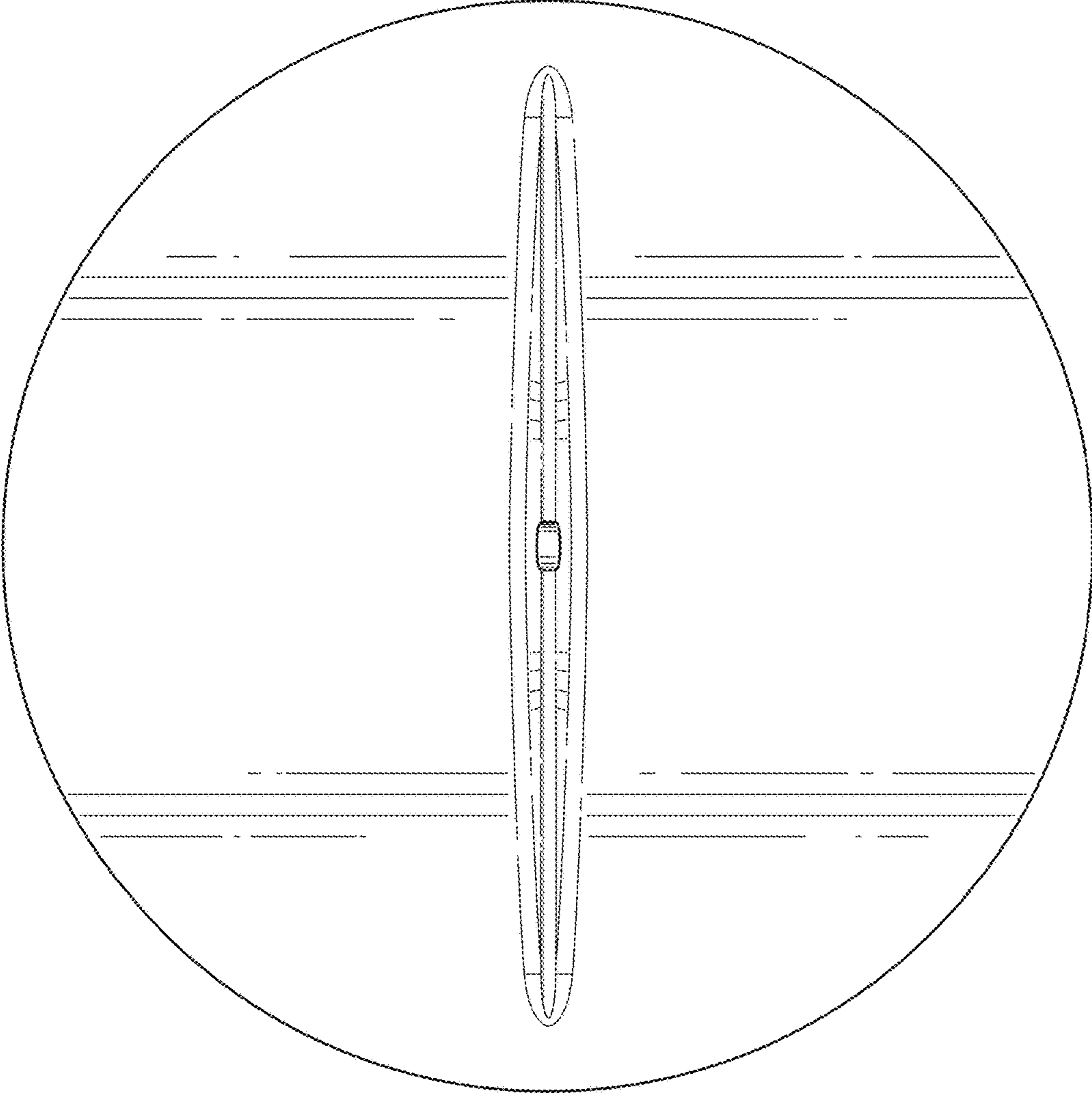


FIG. 2

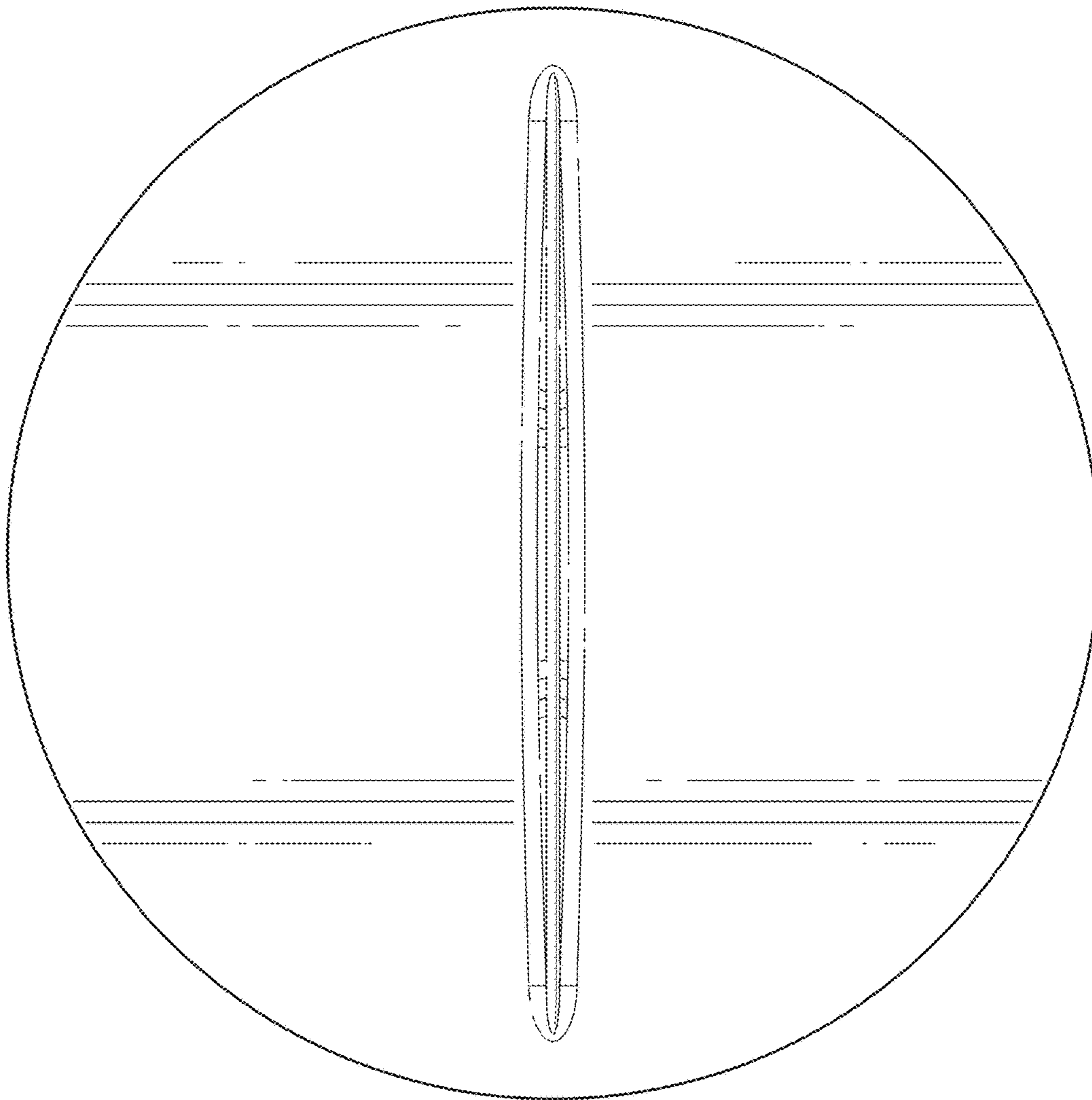


FIG. 3




FIG. 4

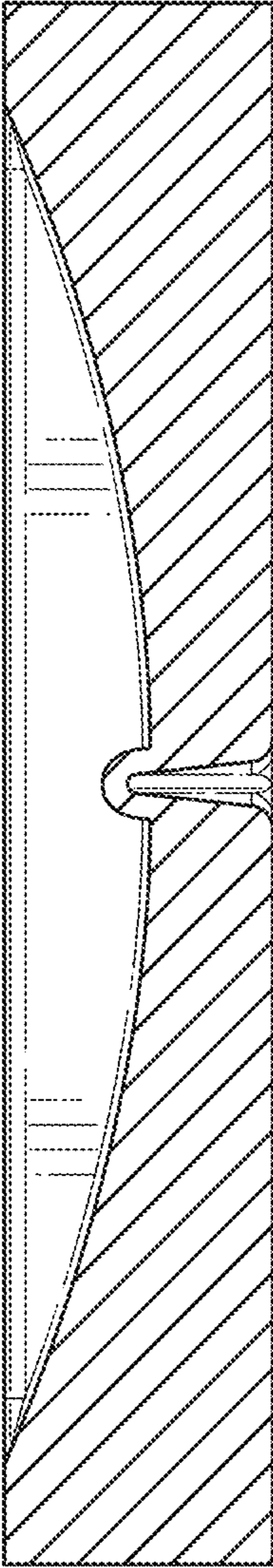


FIG. 5

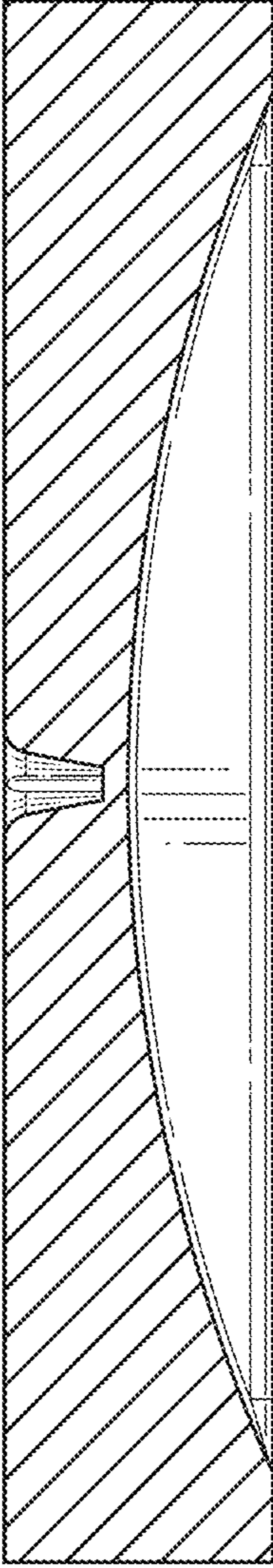


FIG. 6