



US00D794180S

(12) **United States Design Patent** (10) **Patent No.:** **US D794,180 S**  
**Frisk** (45) **Date of Patent:** **\*\* Aug. 8, 2017**

(54) **DENTAL ABSORBING COMPRESS**  
(71) Applicant: **DIRECTA AB**, Upplands Väsby (SE)  
(72) Inventor: **Kristina Frisk**, Göteborg (SE)  
(73) Assignee: **DIRECTA AB**, Upplands Väsby (SE)  
(\*\*) Term: **15 Years**  
(21) Appl. No.: **29/549,514**  
(22) Filed: **Dec. 22, 2015**

(30) **Foreign Application Priority Data**  
Jun. 22, 2015 (SE) ..... 2015/0234  
(51) **LOC (10) Cl.** ..... **24-04**  
(52) **U.S. Cl.**  
USPC ..... **D24/124**  
(58) **Field of Classification Search**  
USPC ..... D24/108, 111, 112, 113, 124–126, 176,  
D24/180, 181; 433/91, 93, 95, 94, 90,  
433/117, 136  
CPC ..... A61C 5/90; A61C 19/063; A61C 5/82;  
A61C 8/0006; A61F 2007/0017; A61L  
27/56; A61L 27/58  
See application file for complete search history.

(56) **References Cited**  
U.S. PATENT DOCUMENTS  
D653,754 S \* 2/2012 Hedbratt ..... D24/124  
D679,392 S \* 4/2013 Peterson ..... D24/128  
D774,642 S \* 12/2016 Stahl ..... D24/124  
2012/0135376 A1\* 5/2012 Cheung ..... A61C 8/0006  
433/136

2012/0301846 A1\* 11/2012 Mizrahi ..... A61C 5/90  
433/136  
2013/0183635 A1\* 7/2013 Wilhoit ..... A61C 19/063  
433/136  
2015/0050616 A1\* 2/2015 Hoyer ..... A61C 5/90  
433/136

**OTHER PUBLICATIONS**

“DryDent’s Inventor Kristina Frisk was chosen this year’s Female Inventor 2016” <<http://www.directadental.com/news>> Nov. 11, 2016.\*

\* cited by examiner

*Primary Examiner* — Garth Rademaker  
*Assistant Examiner* — Samantha Q Lawrence  
(74) *Attorney, Agent, or Firm* — Nixon & Vanderhye PC

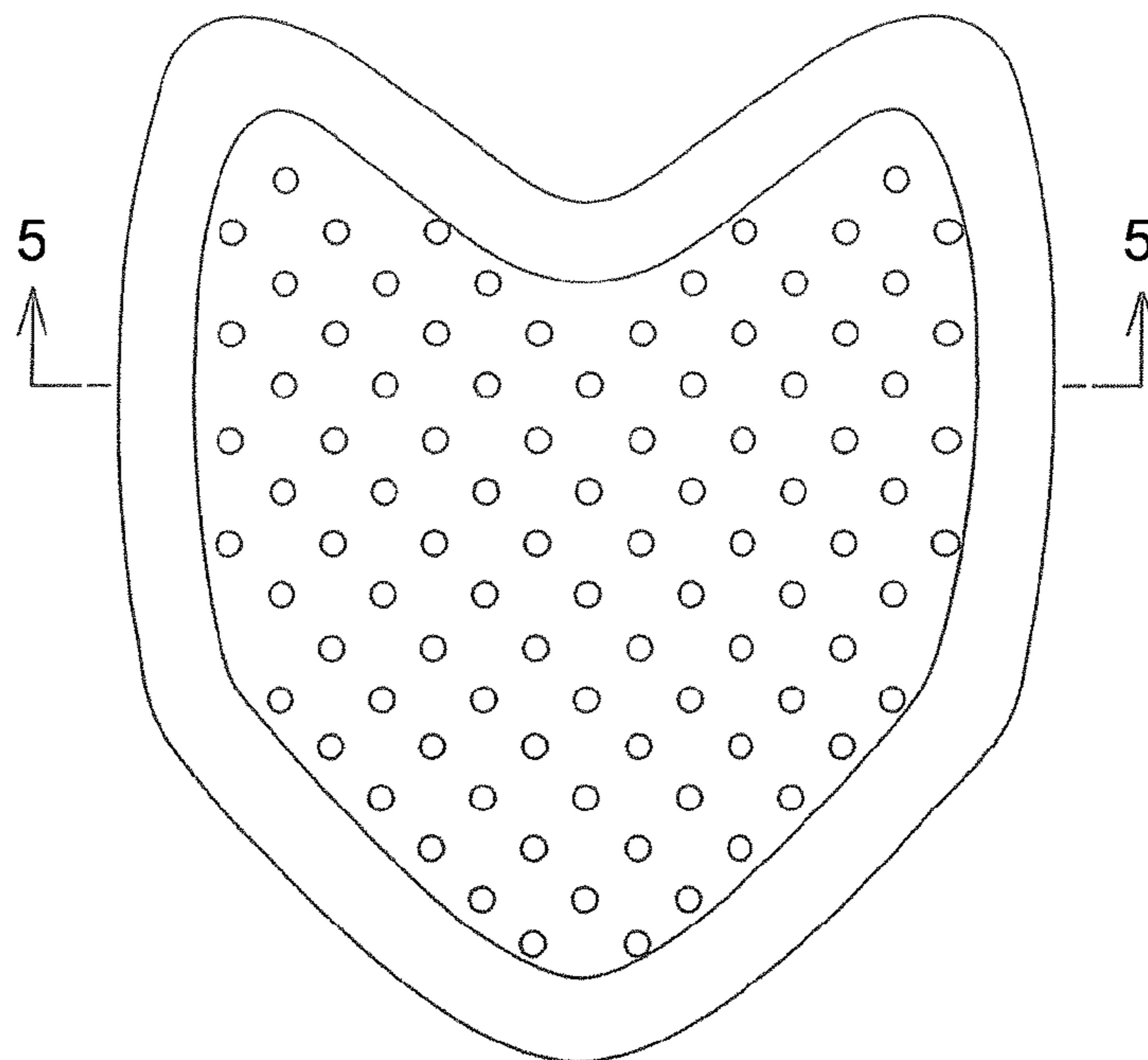
(57) **CLAIM**

The ornamental design for a dental absorbing compress, as shown and described.

**DESCRIPTION**

FIG. 1 is a front view of a dental absorbing compress in accordance with my new design;  
FIG. 2 is a rear view thereof;  
FIG. 3 is a left side view thereof, the right side view being a mirror image thereof;  
FIG. 4 is a bottom view thereof, the top view being a mirror image thereof; and,  
FIG. 5 is a cross-sectional view taken through the section line shown in FIG. 1.

**1 Claim, 2 Drawing Sheets**



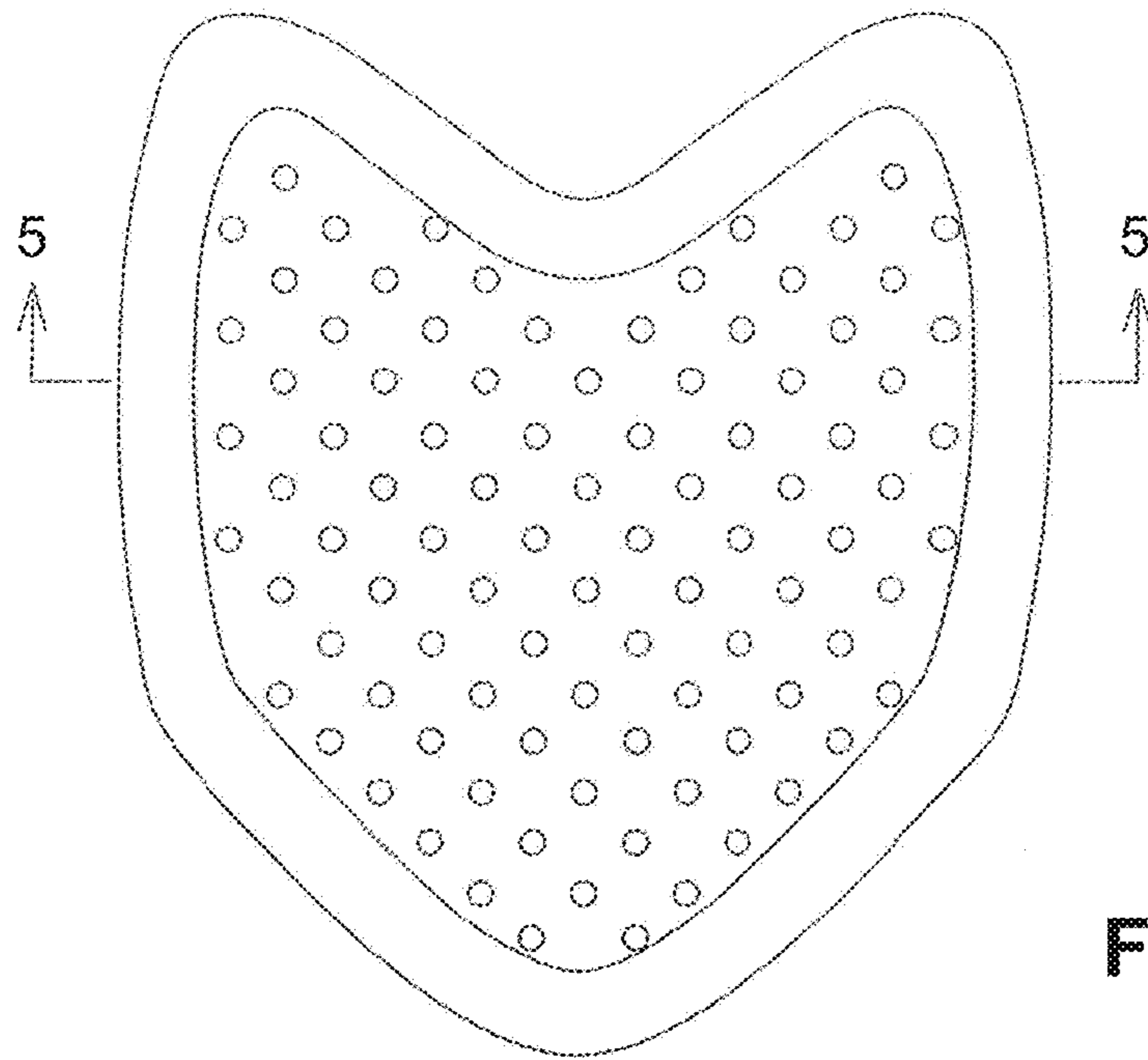


FIG. 1




FIG. 2

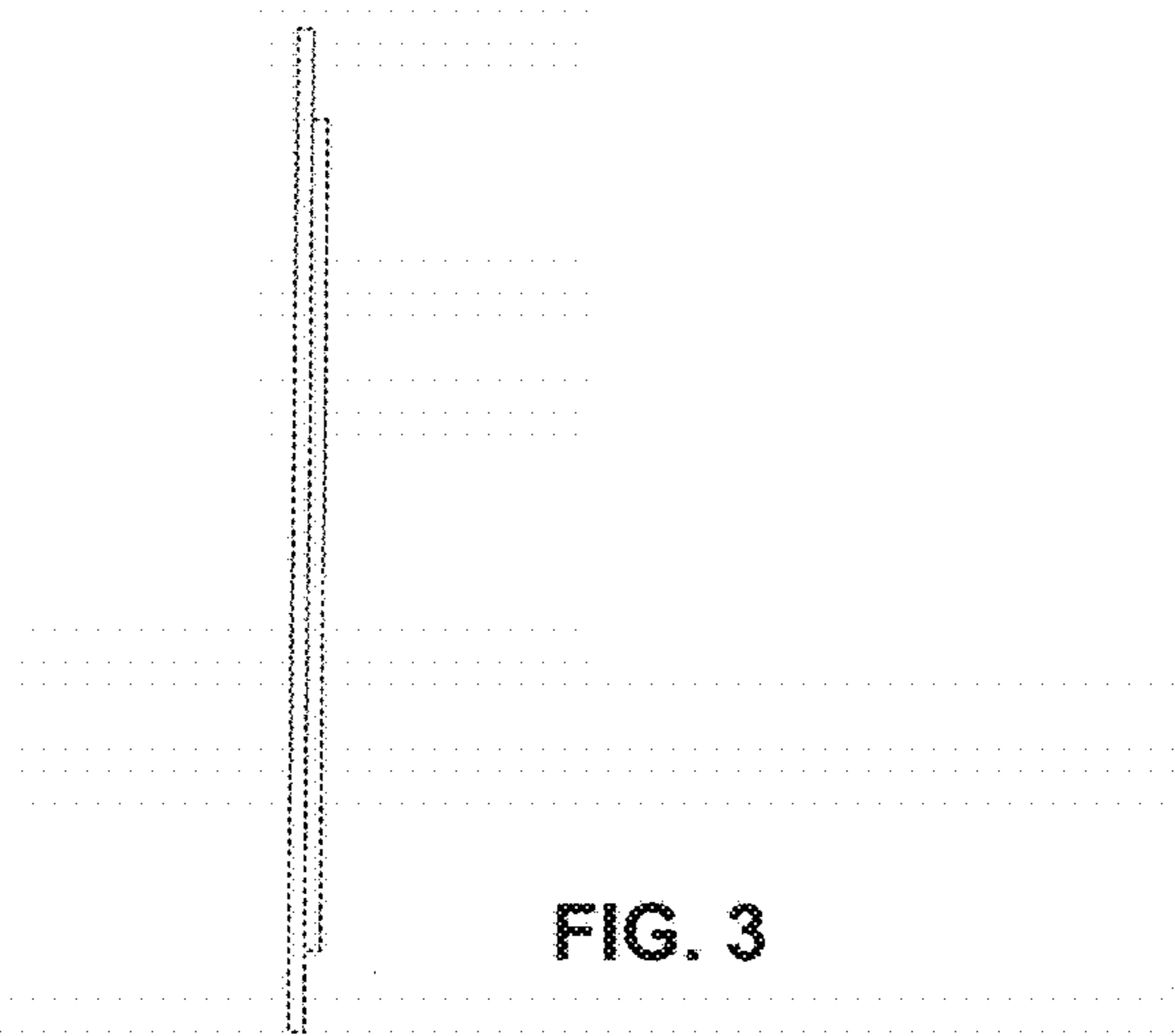


FIG. 3




FIG. 4

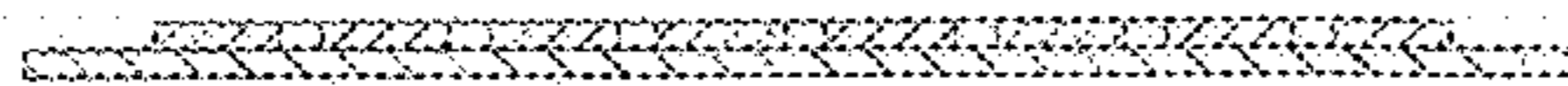


FIG. 5