



US00D794172S

(12) **United States Design Patent** (10) **Patent No.:** **US D794,172 S**
Liu et al. (45) **Date of Patent:** **** Aug. 8, 2017**

(54) **AIR CONDITIONER**

(71) Applicant: **Gree Electric Appliances, Inc. of Zhuhai**, Zhuhai, Guangdong (CN)

(72) Inventors: **Jiahua Liu**, Zhuhai (CN); **Yongsheng Quan**, Zhuhai (CN); **Hao Cai**, Zhuhai (CN)

(73) Assignee: **GREE ELECTRIC APPLIANCES, INC. OF ZHUHAI**, Zhuhai, Guangdong (CN)

(**) Term: **14 Years**

(21) Appl. No.: **29/501,386**

(22) Filed: **Sep. 3, 2014**

(51) **LOC (10) Cl.** **23-04**

(52) **U.S. Cl.**
USPC **D23/351**

(58) **Field of Classification Search**
USPC D23/314, 317, 324, 325, 328, 329, 330, D23/332, 333, 335, 341, 342, 351, 353,
(Continued)

(56) **References Cited**

U.S. PATENT DOCUMENTS

D103,337 S * 2/1937 Peo D23/325
D384,735 S * 10/1997 Saccone D23/351
(Continued)

Primary Examiner — Susan E Krakower

Assistant Examiner — Lisa A Grabenstetter

(74) *Attorney, Agent, or Firm* — Matthew A. Pequignot; Pequignot + Myers LLC

(57) **CLAIM**


The ornamental design for an air conditioner, substantially as shown and described.

DESCRIPTION

FIG. 1 is a front view of an air conditioner showing our new design;

FIG. 2 is a rear view thereof;
FIG. 3 is a left view thereof;
FIG. 4 is a right view thereof;
FIG. 5 is a top view thereof;
FIG. 6 is a bottom view thereof;
FIG. 7 is a perspective view thereof;
FIG. 8 is a front view of a second embodiment of the air conditioner;
FIG. 9 is a rear view thereof;
FIG. 10 is a left view thereof;
FIG. 11 is a right view thereof;
FIG. 12 is a top view thereof;
FIG. 13 is a bottom view thereof;
FIG. 14 is a perspective view thereof;
FIG. 15 is a front view of a third embodiment of the air conditioner;
FIG. 16 is a rear view thereof;
FIG. 17 is a left view thereof;
FIG. 18 is a right view thereof;
FIG. 19 is a top view thereof;
FIG. 20 is a bottom view thereof;
FIG. 21 is a perspective view thereof;
FIG. 22 is a front view of a fourth embodiment of the air conditioner;
FIG. 23 is a rear view thereof;
FIG. 24 is a left view thereof;
FIG. 25 is a right view thereof;
FIG. 26 is a top view thereof;
FIG. 27 is a bottom view thereof;
FIG. 28 is a perspective view thereof;
FIG. 29 is a front view of a fifth embodiment of the air conditioner;
FIG. 30 is a rear view thereof;
FIG. 31 is a left view thereof;
FIG. 32 is a right view thereof;
FIG. 33 is a top view thereof;
FIG. 34 is a bottom view thereof; and,
FIG. 35 is a perspective view thereof.
The broken line portions are included to show unclaimed subject matter only, and form no part of the claimed design.

1 Claim, 9 Drawing Sheets



(58) **Field of Classification Search**

USPC D23/354, 355, 356, 357, 359, 364, 365,
D23/366, 370, 385, 386, 388, 393, 499
CPC F24F 1/00; F24F 1/02; F24F 1/08; F24F
1/42; F24F 1/46; F24F 1/60; F24F
1/0003; F24F 1/007; F24F 1/0011; F24F
3/044; F24F 3/048; F24F 3/16; F24F
7/00; F24F 7/04; F24F 12/001; F24F
12/006; F24F 13/20

See application file for complete search history.

(56) **References Cited**

U.S. PATENT DOCUMENTS

D472,624	S	*	4/2003	Liu	D23/351
D529,593	S	*	10/2006	Mishiro	D23/351
D565,158	S	*	3/2008	Nagahori	D23/351
D613,842	S	*	4/2010	Yamashita	D23/351
D616,083	S	*	5/2010	Saitou	D23/351
D621,920	S	*	8/2010	Yamana	D23/351
D648,012	S	*	11/2011	Baek	D23/351
D667,535	S	*	9/2012	Baek	D23/351
D674,068	S	*	1/2013	Baek	D23/351
D685,072	S	*	6/2013	Li	D23/351
2013/0098094	A1	*	4/2013	Hankook	F24F 13/20 62/291

* cited by examiner




FIG. 1




FIG. 2

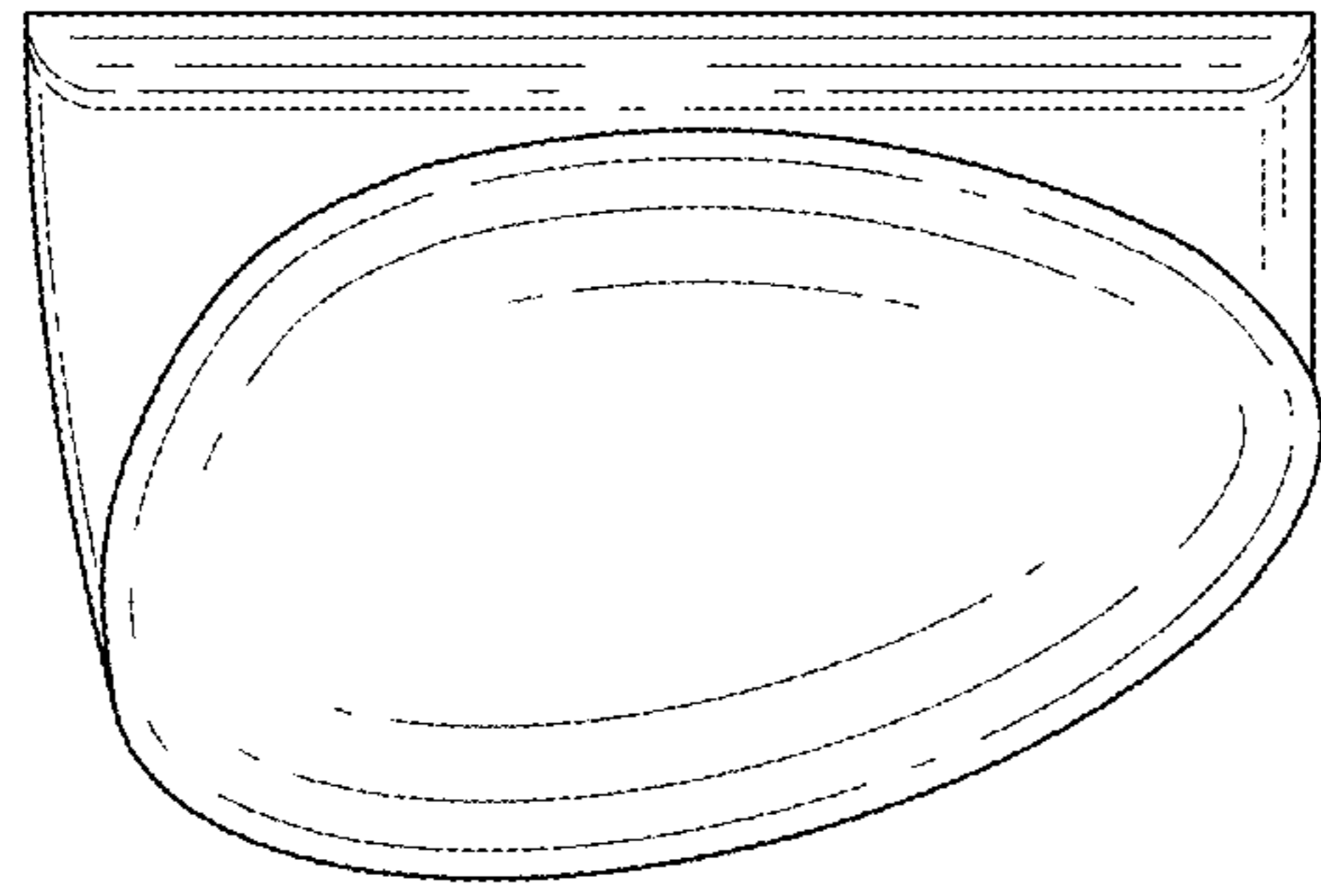


FIG. 4

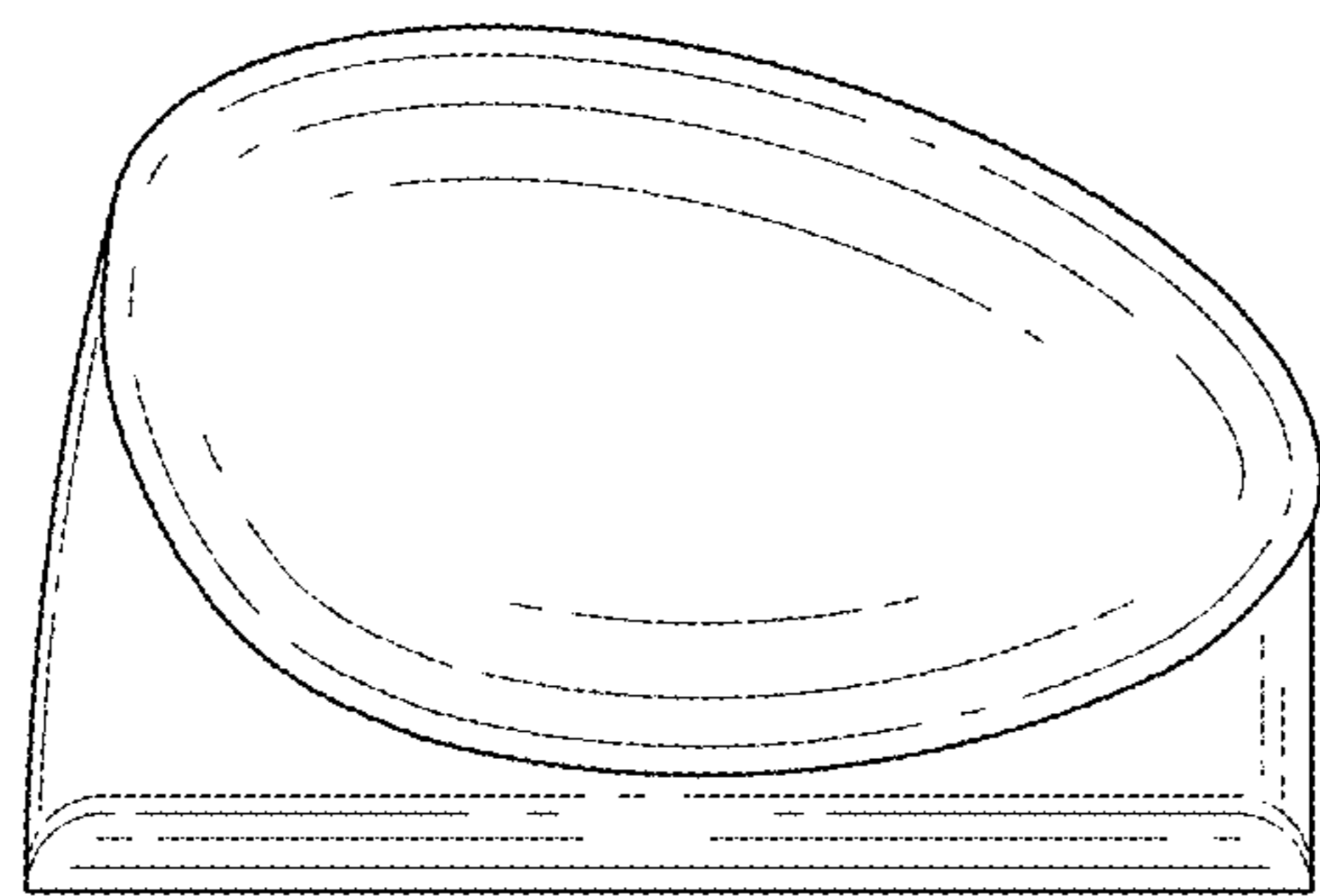


FIG. 3

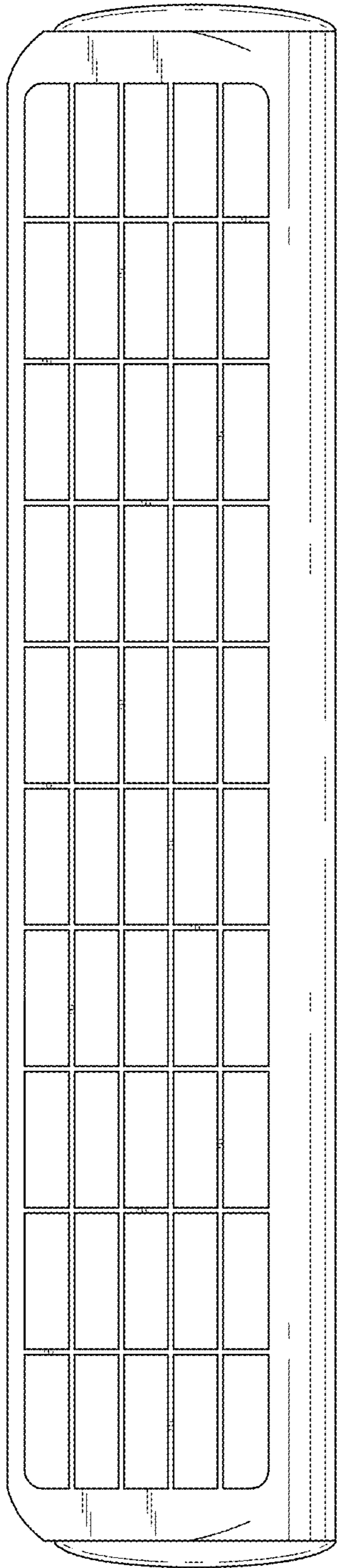


FIG. 5




FIG. 6




FIG. 7




FIG. 8



FIG. 9

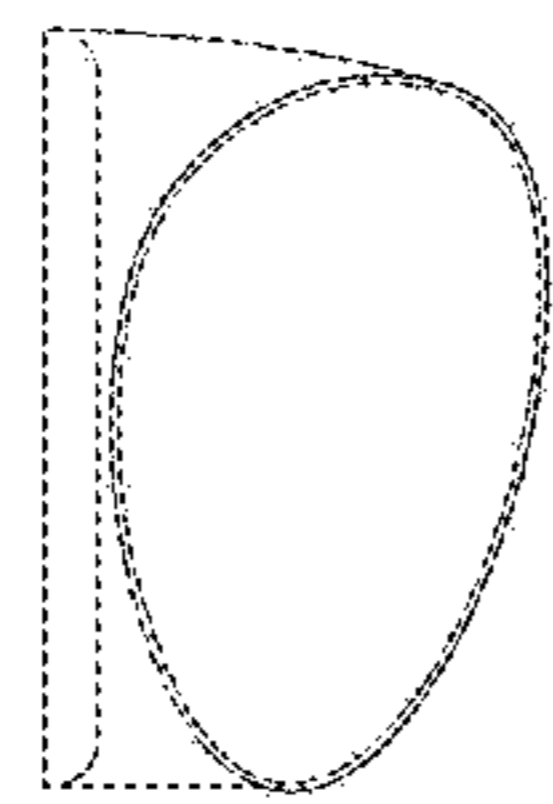


FIG. 10




FIG. 11




FIG. 12




FIG. 13




FIG. 14




FIG. 15



FIG. 16

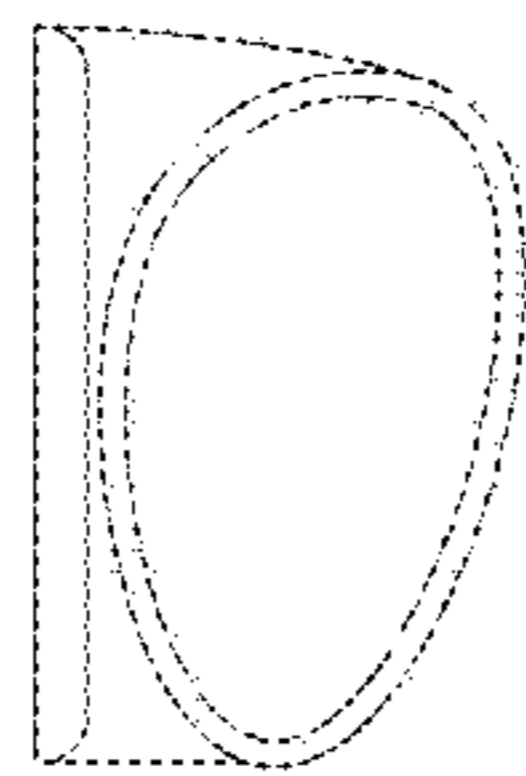


FIG. 17

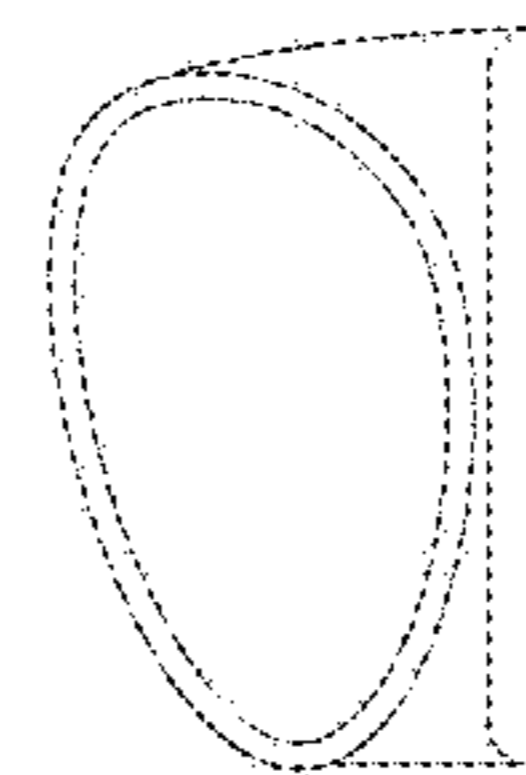


FIG. 18

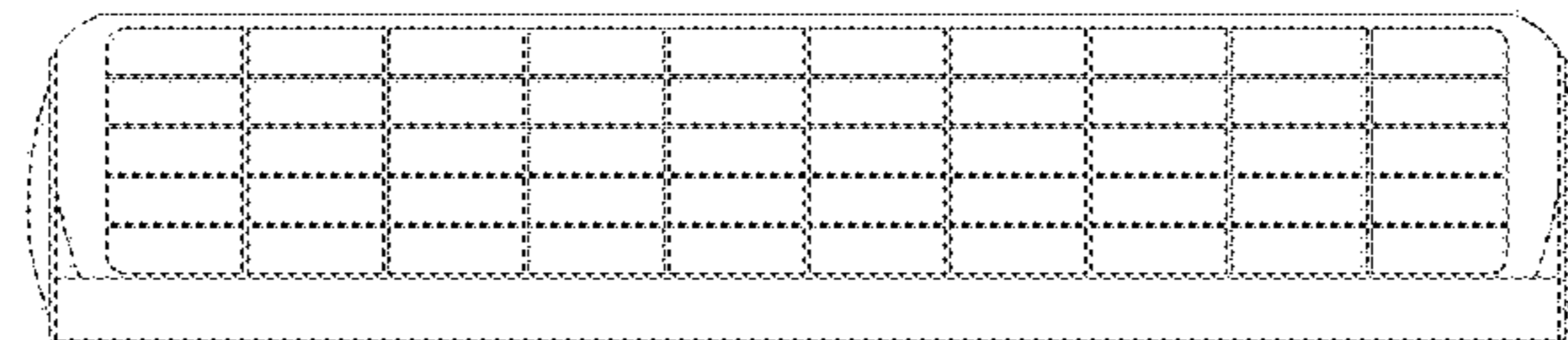


FIG. 19




FIG. 20




FIG. 21




FIG. 22




FIG. 23



FIG. 24

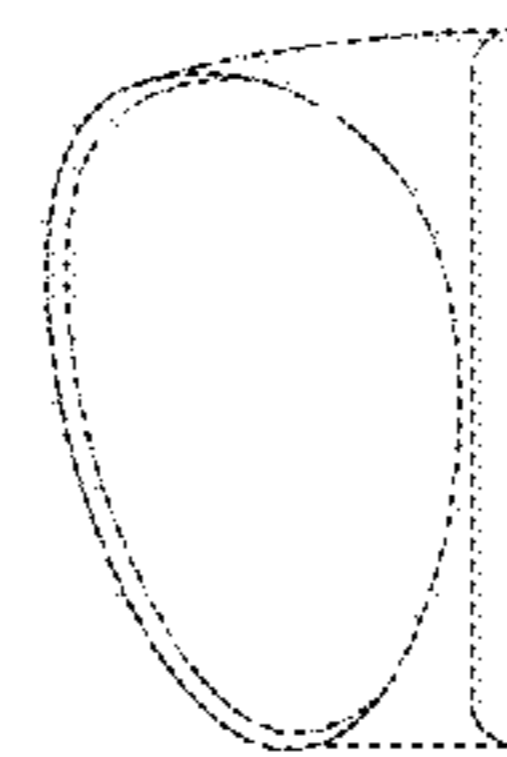


FIG. 25

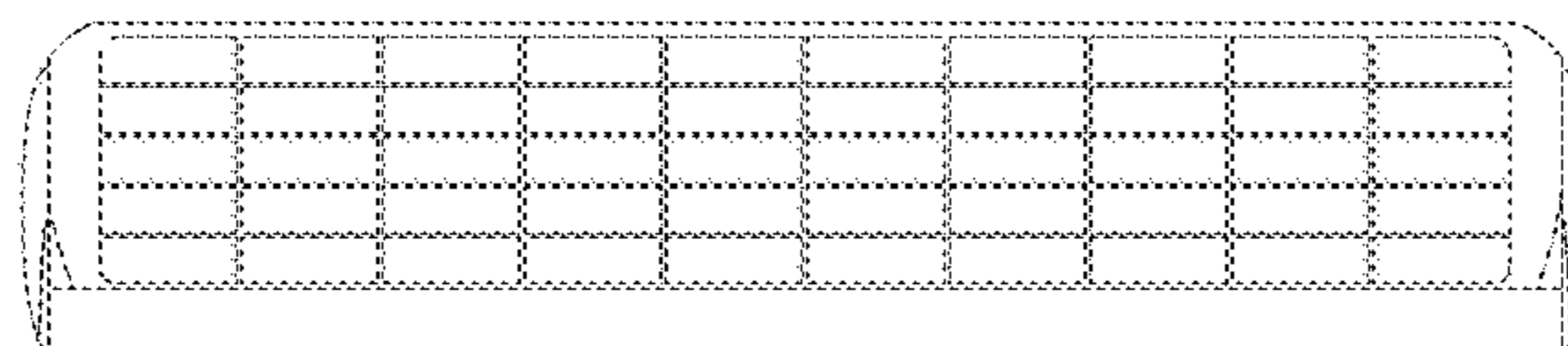


FIG. 26




FIG. 27




FIG. 28




FIG. 29



FIG. 30

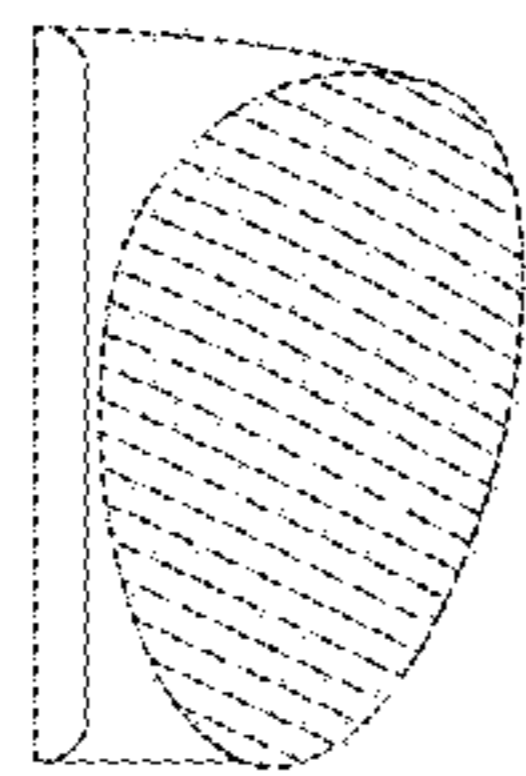


FIG. 31

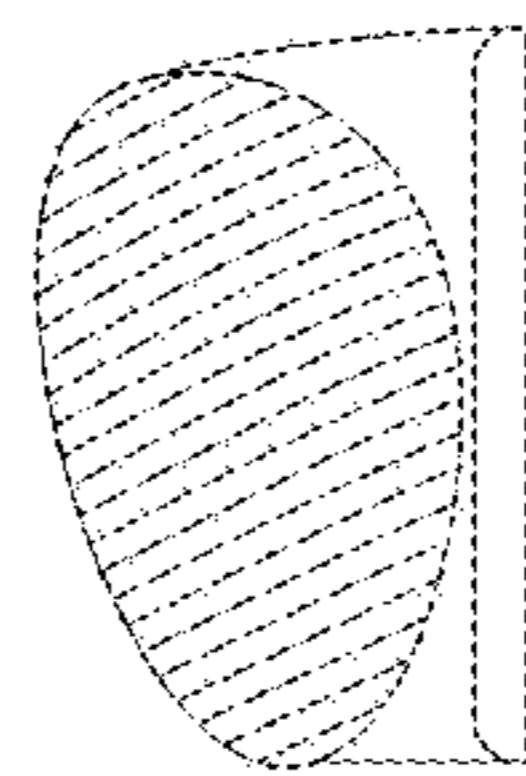


FIG. 32




FIG. 33




FIG. 34

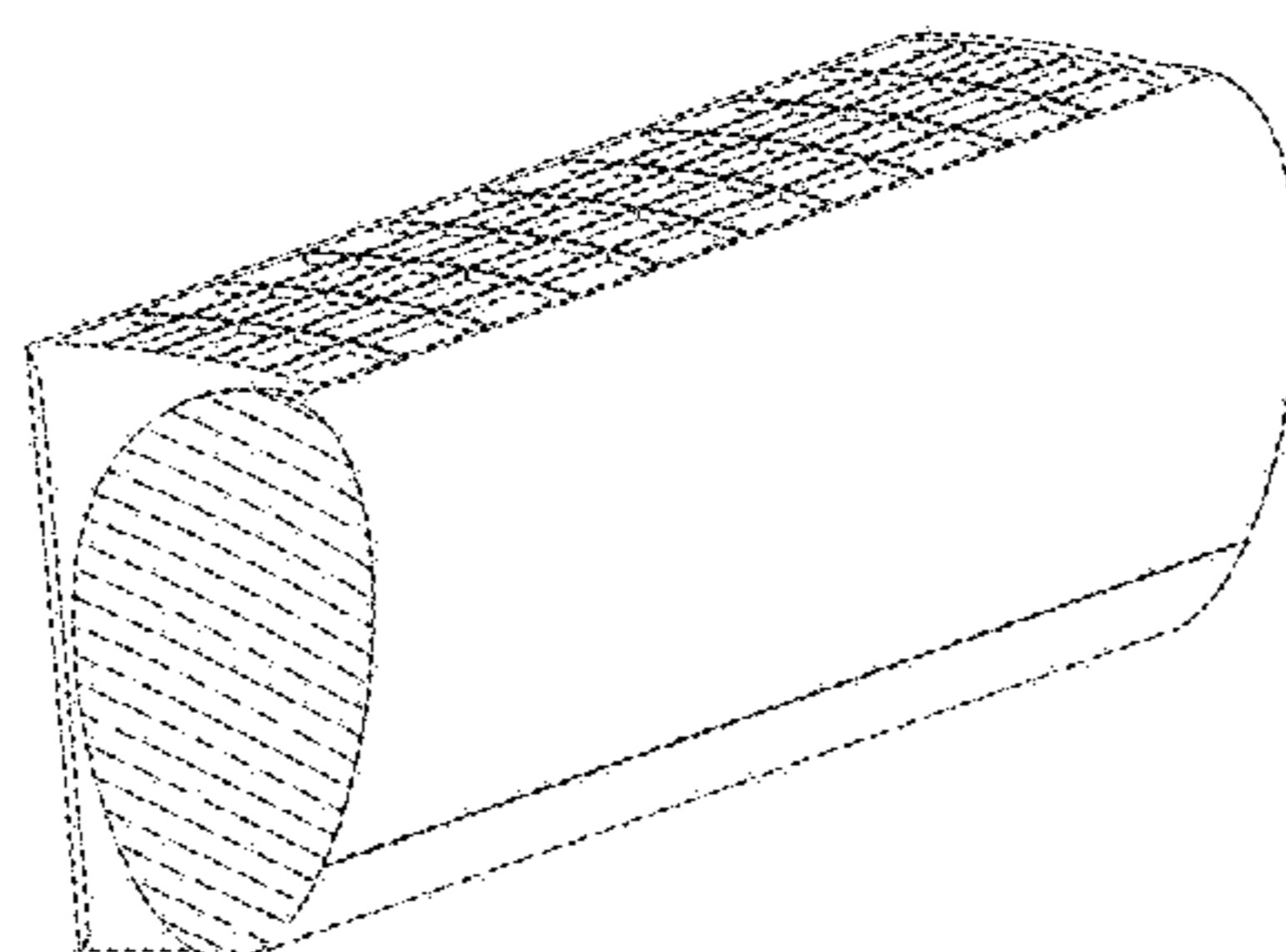


FIG. 35