



US00D794145S

(12) **United States Design Patent** (10) **Patent No.:** **US D794,145 S**
Sanjo (45) **Date of Patent:** **** Aug. 8, 2017**

(54) **HEALTH EXERCISE EQUIPMENT**

5,769,426 A * 6/1998 Gill A63B 21/28
273/452
D660,929 S * 5/2012 Fitzpatrick D21/692
D686,375 S * 7/2013 Nazimek D30/160
D749,293 S * 2/2016 Demas D2/500
(Continued)

(71) Applicant: **ASOBII KABUSHIKI KAISHA,**
Osaka (JP)

(72) Inventor: **Shoten Sanjo,** Osaka (JP)

(73) Assignee: **ASOBII KABUSHIKI KAISHA,**
Osaka (JP)

(**) Term: **15 Years**

(21) Appl. No.: **35/501,047**

(22) Filed: **Dec. 4, 2015**

(80) **Hague Agreement Data**

Int. Filing Date: **Dec. 4, 2015**
Int. Reg. No.: **DM/089565**
Int. Reg. Date: **Dec. 4, 2015**
Int. Reg. Pub. Date: **Jun. 10, 2016**

(30) **Foreign Application Priority Data**

Jun. 9, 2015 (JP) 2015-12806

(51) **LOC (10) Cl.** **21-00**

(52) **U.S. Cl.**
USPC **D21/692**

(58) **Field of Classification Search**
USPC D30/160; D21/692, 679; D1/120;
D2/500
CPC A63B 21/28
See application file for complete search history.

(56) **References Cited**

U.S. PATENT DOCUMENTS

D146,367 S * 2/1947 Mahler D30/160
4,211,402 A * 7/1980 Carroll A63B 21/28
273/451
D276,835 S * 12/1984 Killen D21/679
D301,271 S * 5/1989 Greenfeld D21/692

FOREIGN PATENT DOCUMENTS

JP 1456618 11/2012
JP 1518468 3/2015
TW 085953 3/1987

OTHER PUBLICATIONS

Office Action issued Jan. 27, 2016 in corresponding Japanese Design Registration Application No. 2015-012806, with English translation.

(Continued)

Primary Examiner — George D. Kirschbaum
(74) *Attorney, Agent, or Firm* — Wenderoth, Lind & Ponack, L.L.P.


(57) **CLAIM**

The ornamental design for a health exercise equipment, as shown and described.

DESCRIPTION

1. Health exercise equipment
1.1 : Front
1.2 : Plan view
1.3 : Right
1.4 : Cross-sectional
1.5 : Cross-sectional
View 1.1 is a front view; view 1.2 is a plan view; view 1.3 is a right side view; view 1.4 is an enlarged cross-sectional view taken along the center horizontal axis of the left grip portion of view 1.2; view 1.5 is an enlarged cross-sectional view taken along the center vertical axis of view 1.2; a back view is identical to the view 1.1; a bottom view is identical to the view 1.2; a left side view is identical to the view 1.3.

1 Claim, 5 Drawing Sheets



(56)

References Cited

U.S. PATENT DOCUMENTS


D763,541 S * 8/2016 Livas D1/120

OTHER PUBLICATIONS

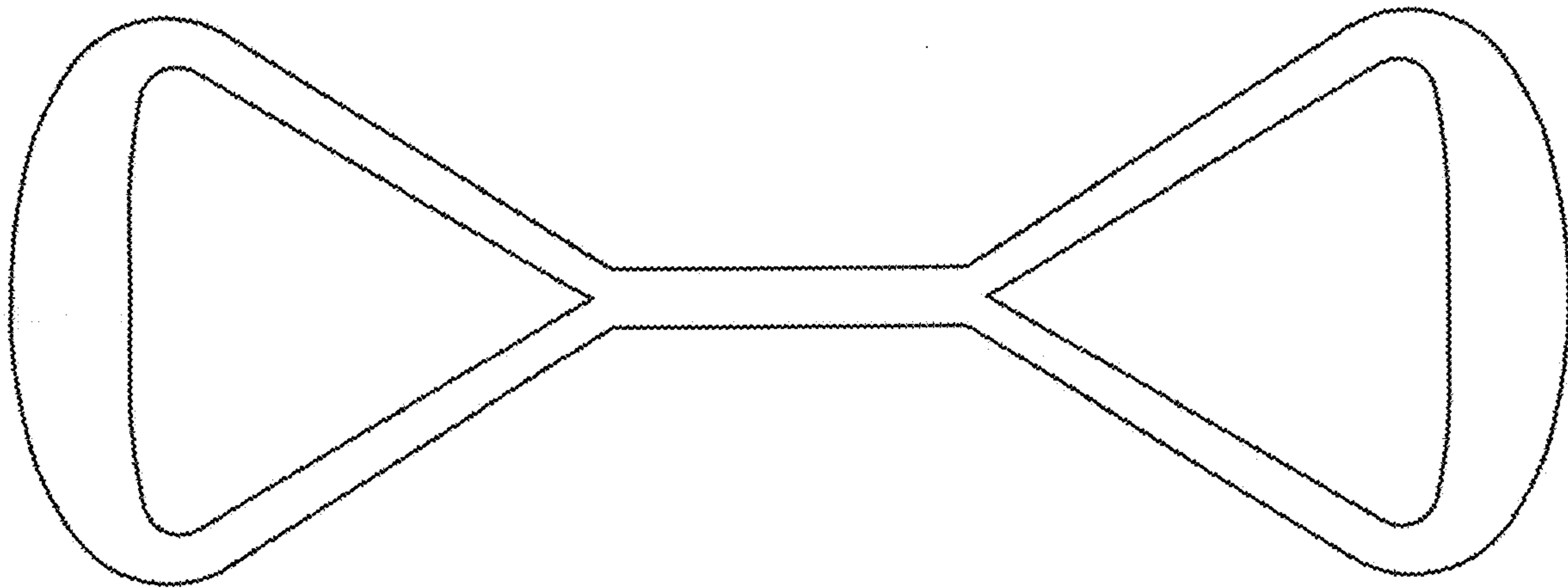
Notice of Allowance issued Apr. 26, 2016 in corresponding Taiwanese Application No. 104306831, with translation of Search Report.

* cited by examiner

1.1



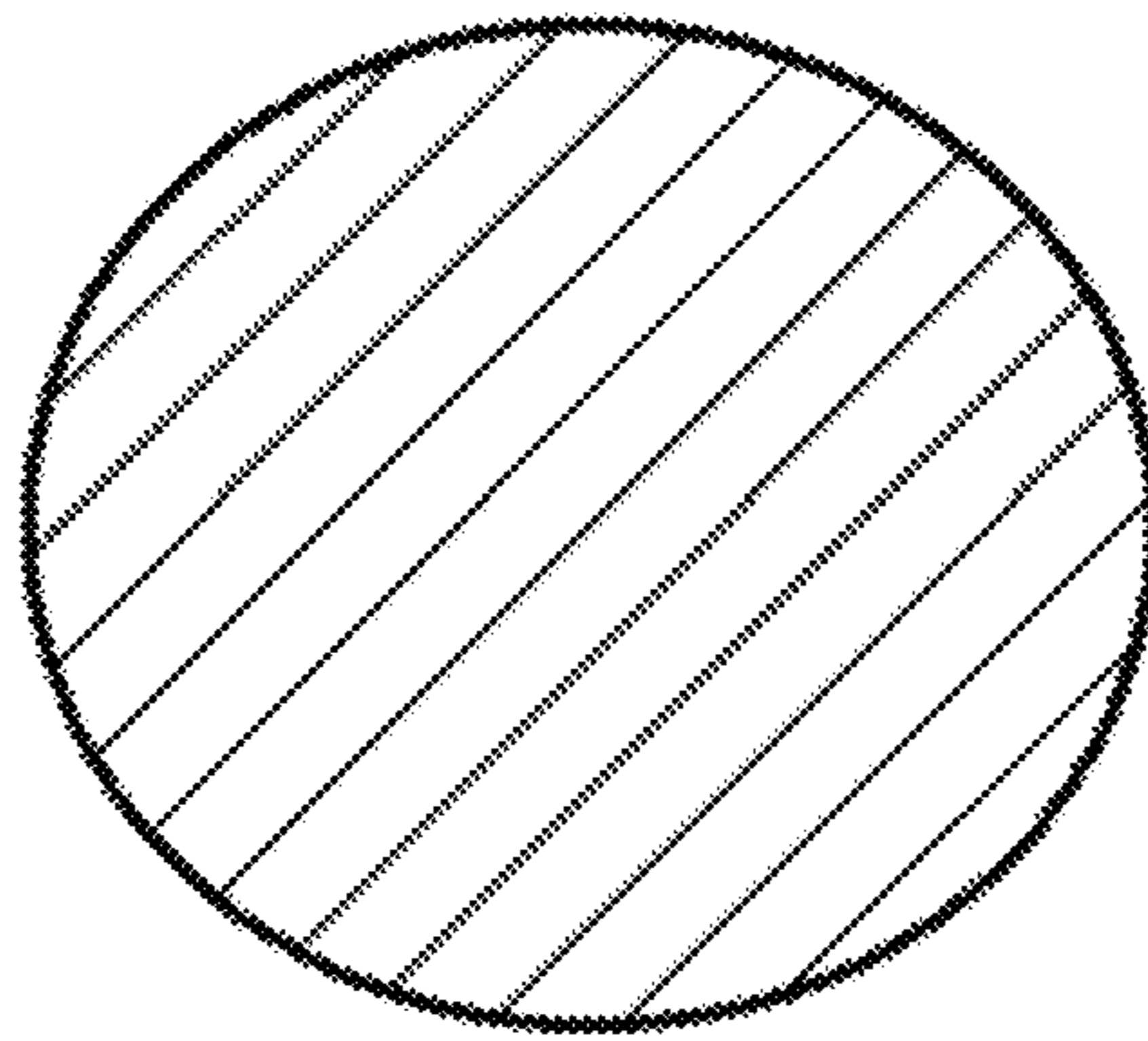
1.2



1.3



1.4



1.5

