



US00D794126S

(12) **United States Design Patent**  
**Kemp**

(10) **Patent No.:** **US D794,126 S**

(45) **Date of Patent:** **\*\* Aug. 8, 2017**

(54) **POINT OF PURCHASE DISPLAY CASE**

(71) Applicant: **Spanx, Inc.**, Atlanta, GA (US)

(72) Inventor: **Robert Kemp**, Atlanta, GA (US)

(73) Assignee: **Spanx, Inc.**, Atlanta, GA (US)

(\*\*) Term: **14 Years**

(21) Appl. No.: **29/516,849**

(22) Filed: **Feb. 6, 2015**

**Related U.S. Application Data**

(63) Continuation of application No. 29/489,060, filed on Apr. 25, 2014, now abandoned.

(51) **LOC (10) Cl.** ..... **20-02**

(52) **U.S. Cl.**  
USPC ..... **D20/40**

(58) **Field of Classification Search**

USPC ..... D20/10, 17, 19, 22, 27, 39, 40, 43, 42,  
D20/99; D6/308, 310, 515, 575, 553,  
(Continued)

(56) **References Cited**

**U.S. PATENT DOCUMENTS**

D20,572 S \* 3/1891 Otelie ..... D20/99  
490,156 A \* 1/1893 Miller ..... B65D 5/5266  
206/742

(Continued)

*Primary Examiner* — Rosemary K Tarca

*Assistant Examiner* — Nathaniel D Buckner

(74) *Attorney, Agent, or Firm* — Meunier Carlin & Curfman LLC

(57) **CLAIM**

The ornamental design for a point of purchase display case, as shown and described.

**DESCRIPTION**

FIG. 1A is a front, right-side view of a first embodiment of my new design.

FIG. 1B is a close-up view of a portion of the design shown in FIG. 1A indicated by the circle in FIG. 1A.

FIG. 2 is a front view of the design shown in FIG. 1A. The back of the design is unadorned and is disclaimed herein.

FIG. 3 is a left-side view of the design shown in FIG. 1A.

FIG. 4 is a right-side view of the design shown in FIG. 1A.

FIG. 5 is a top view of the design shown in FIG. 1A. The bottom of the design is unadorned and is disclaimed herein.

FIG. 6A is a front, right-side view of a second embodiment of my new design.

FIG. 6B is a close-up view of a portion of the design shown in FIG. 6A indicated by the circle in FIG. 6A.

FIG. 7 is a front view of the design shown in FIG. 6A. The back of the design is unadorned and is disclaimed herein.

FIG. 8 is a left-side view of the design shown in FIG. 6A.

FIG. 9 is a right-side view of the design shown in FIG. 6A.

FIG. 10 is a top view of the design shown in FIG. 6A. The bottom of the design is unadorned and is disclaimed herein.

FIG. 11A is a front, right-side view of a third embodiment of my new design.

FIG. 11B is a close-up view of a portion of the design shown in FIG. 11A indicated by the circle in FIG. 11A.

FIG. 12 is a front view of the design shown in FIG. 11A. The back of the design is unadorned and is disclaimed herein.

FIG. 13 is a left-side view of the design shown in FIG. 11A.


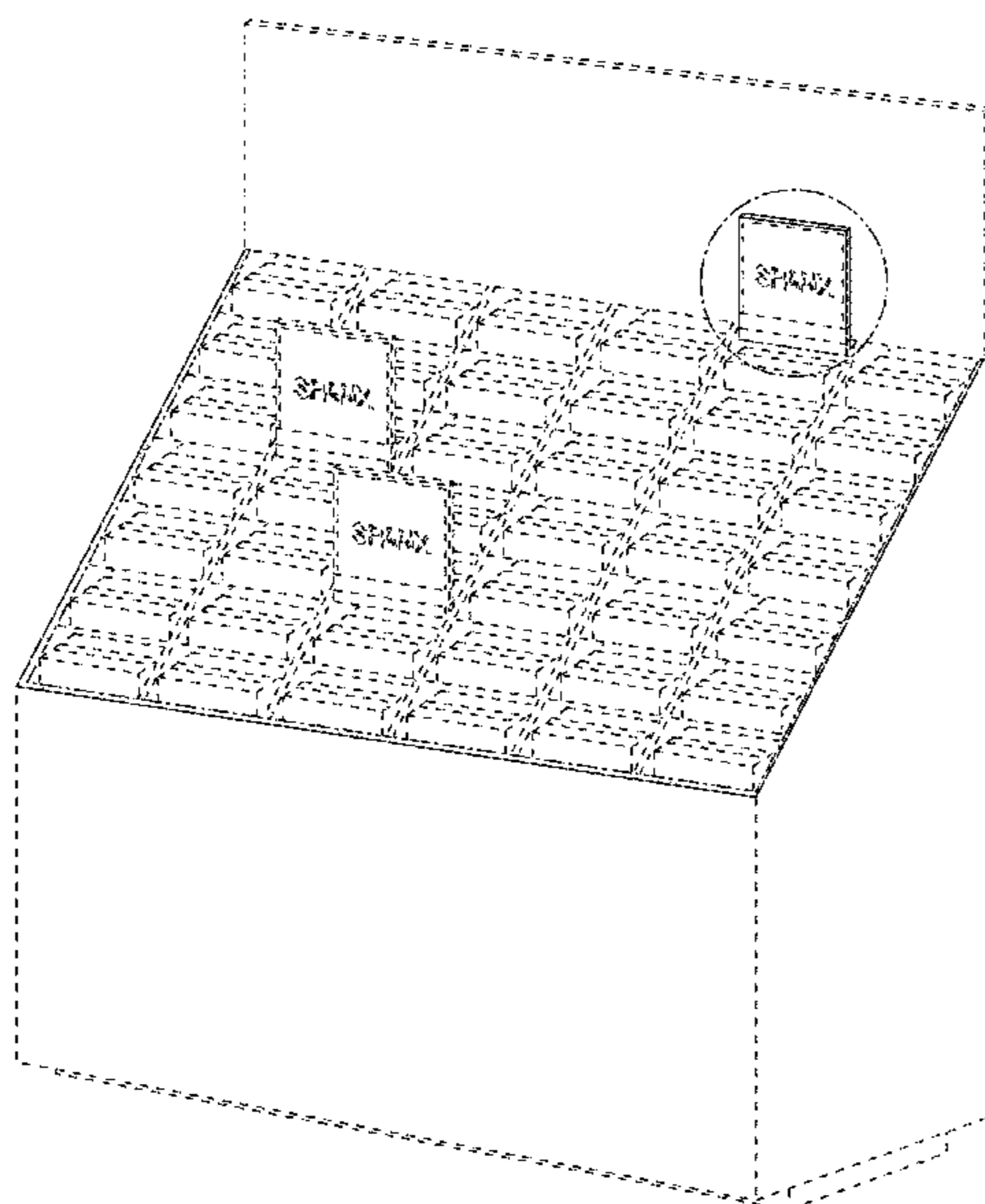
FIG. 14 is a right-side view of the design shown in FIG. 11A; and,

FIG. 15 is a top view of the design shown in FIG. 11A. The bottom of the design is unadorned and is disclaimed herein.

The dashed broken lines shown in the drawings are included for the purpose of illustrating environmental structure and form no part of the claimed design.

The dot-dash broken lines define the bounds of the claimed design and form no part thereof.

**1 Claim, 18 Drawing Sheets**



**(58) Field of Classification Search**

USPC ..... D6/579, 675.3; 40/27, 124,  
 40/124.01–124.06, 124.11, 124.2, 124.4,  
 40/299, 538, 540–553, 564, 572, 574,  
 40/584, 594, 606.18, 657; D19/1, 10;  
 D9/455–457; 473/414  
 CPC ..... G09F 7/18; G09F 7/00; G09F 7/10; G09F  
 7/08; G09F 7/14; G09F 13/04; G09F  
 13/0413; G09F 13/22; G09F 13/005;  
 G09F 13/00; G09F 13/0404; G09F 13/08;  
 G09F 13/14; G09F 13/16; G09F 13/20;  
 G09F 2013/222; G09F 2013/0418; G09F  
 2013/0422; G09F 2013/0445; G09F  
 2013/227; G09F 9/33; G09F 19/00; G09F  
 19/02; G09F 19/08; G09F 19/20; G09F  
 19/22; G09F 1/04; G09F 1/08; G09F  
 1/10; G09F 1/12; G09F 2007/1843; G09F  
 2007/1852; G09F 2007/1865; G09F  
 21/04; G09F 21/00; G09F 21/026; G09F  
 11/23; G09F 15/0025; G09F 15/0043;  
 G09F 15/0062; G09F 15/0075; G09F  
 15/0087; G09F 15/02; G09F 2003/0222;  
 G09F 2003/0267; G09F 2003/0269; G09F  
 2003/005; G09F 2003/06; G09F 27/00;  
 G09F 3/02; G09F 3/18; G09F 3/20; G09F  
 3/204; A47F 10/04; A47F 2005/165;  
 A47F 5/0006; A47F 5/0018; A47F  
 5/0025; A47F 5/0815; A47F 5/0823;  
 A47F 5/0876; A47F 5/10; A47F 5/11;

A47F 5/116; A47F 5/118; A47F 7/145;  
 A47F 5/112; A47F 5/00; A47F 5/14

See application file for complete search history.

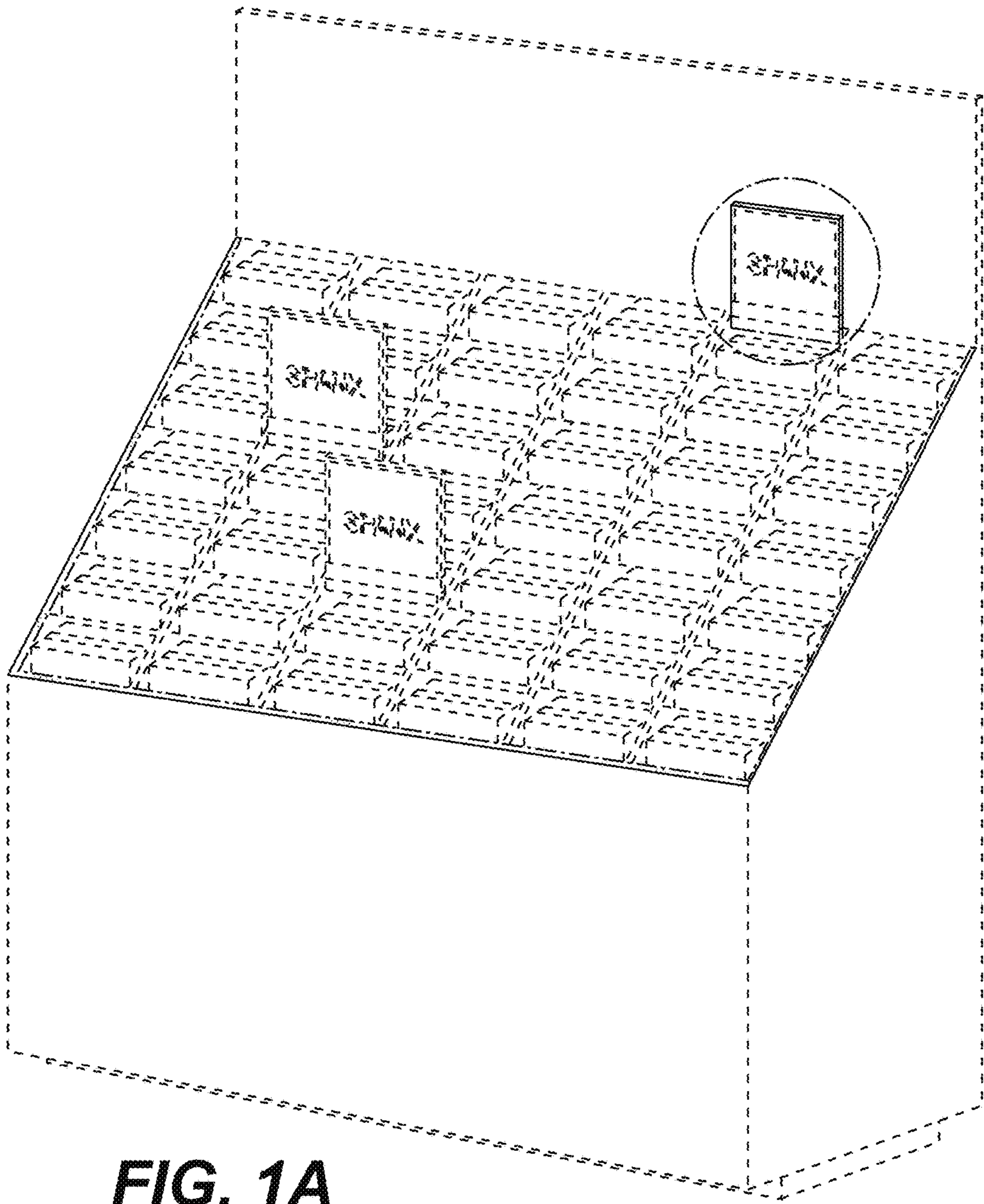
**(56)**

**References Cited**

U.S. PATENT DOCUMENTS


3,179,479	A *	4/1965	Freedman .....	A47F 7/145 211/128.1
3,210,865	A *	10/1965	Muntz .....	G09B 1/06 211/55
D226,418	S *	3/1973	Gray .....	D6/675.3
4,164,287	A *	8/1979	Muller .....	A47F 5/116 108/162
D279,201	S *	6/1985	Shuman .....	D20/10
5,102,129	A	4/1992	Roberts	
5,733,634	A *	3/1998	Karel .....	B41M 1/14 156/60
D395,563	S *	6/1998	Hamilton, III .....	D6/675.3
D436,266	S *	1/2001	Buchanan .....	D6/675.3
D450,485	S *	11/2001	Buchanan .....	D6/678.2
6,708,435	B2 *	3/2004	Massey .....	G09F 3/16 40/643
D624,334	S *	9/2010	Linder .....	D6/683.1
7,861,442	B2 *	1/2011	Ford .....	A47J 37/01 211/42
D703,470	S *	4/2014	McDonough .....	D6/676.3
D709,954	S *	7/2014	Kasper .....	D20/27
2008/0286516	A1 *	11/2008	Lee .....	G09F 3/0288 428/41.8

\* cited by examiner

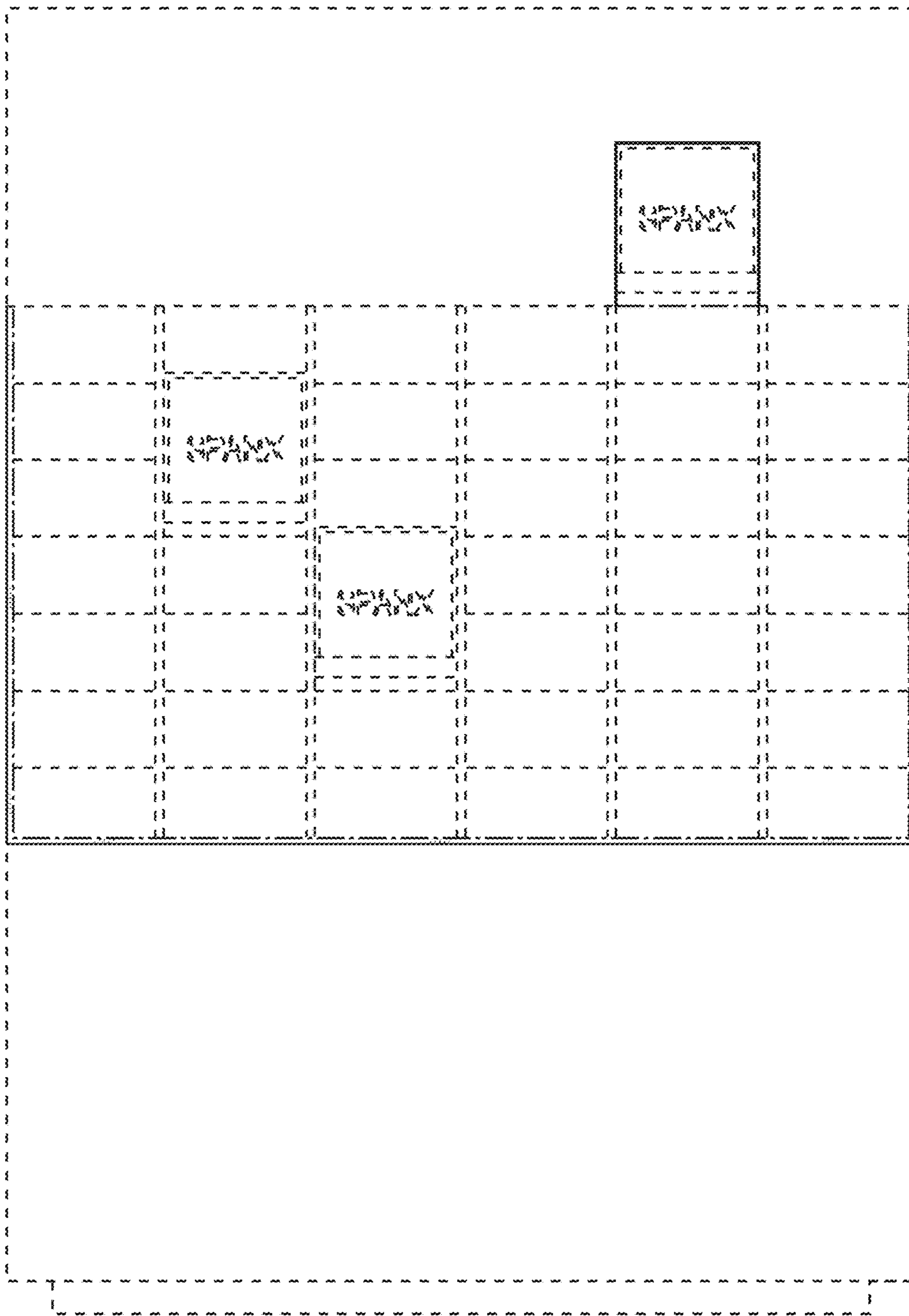


**FIG. 1A**

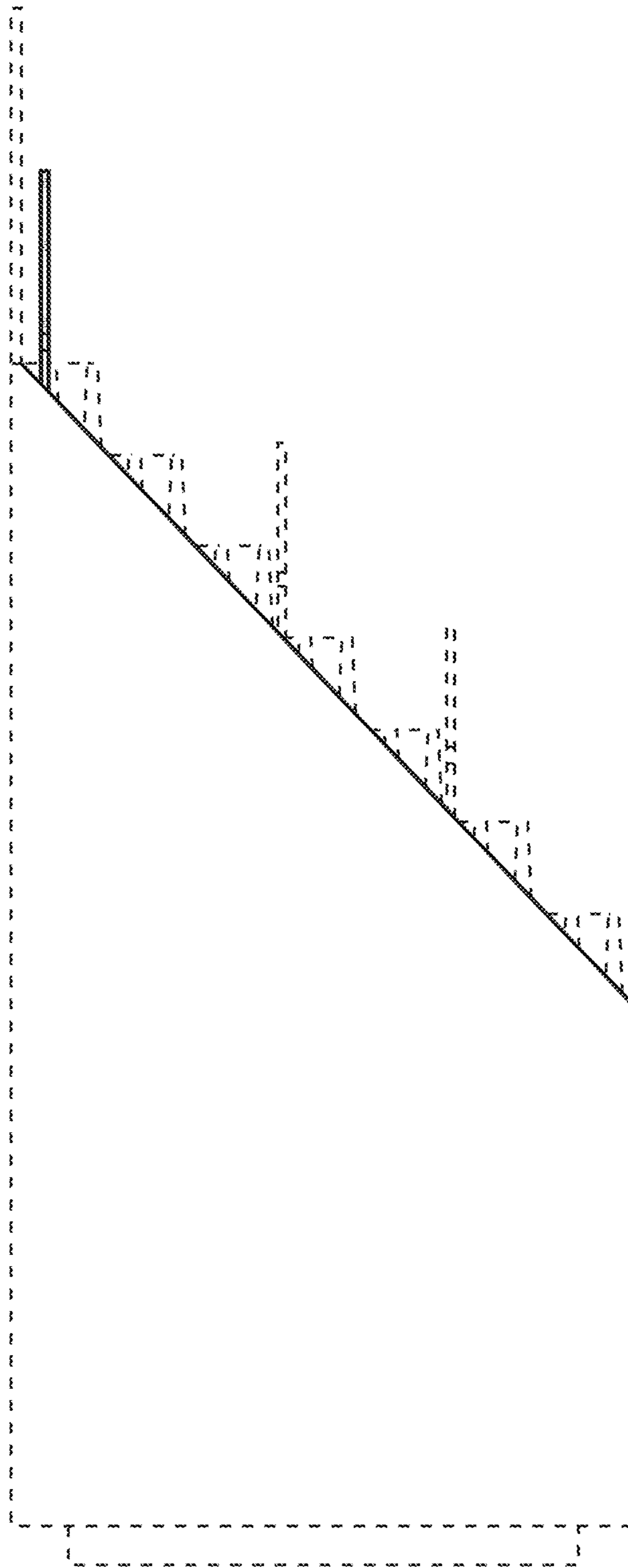




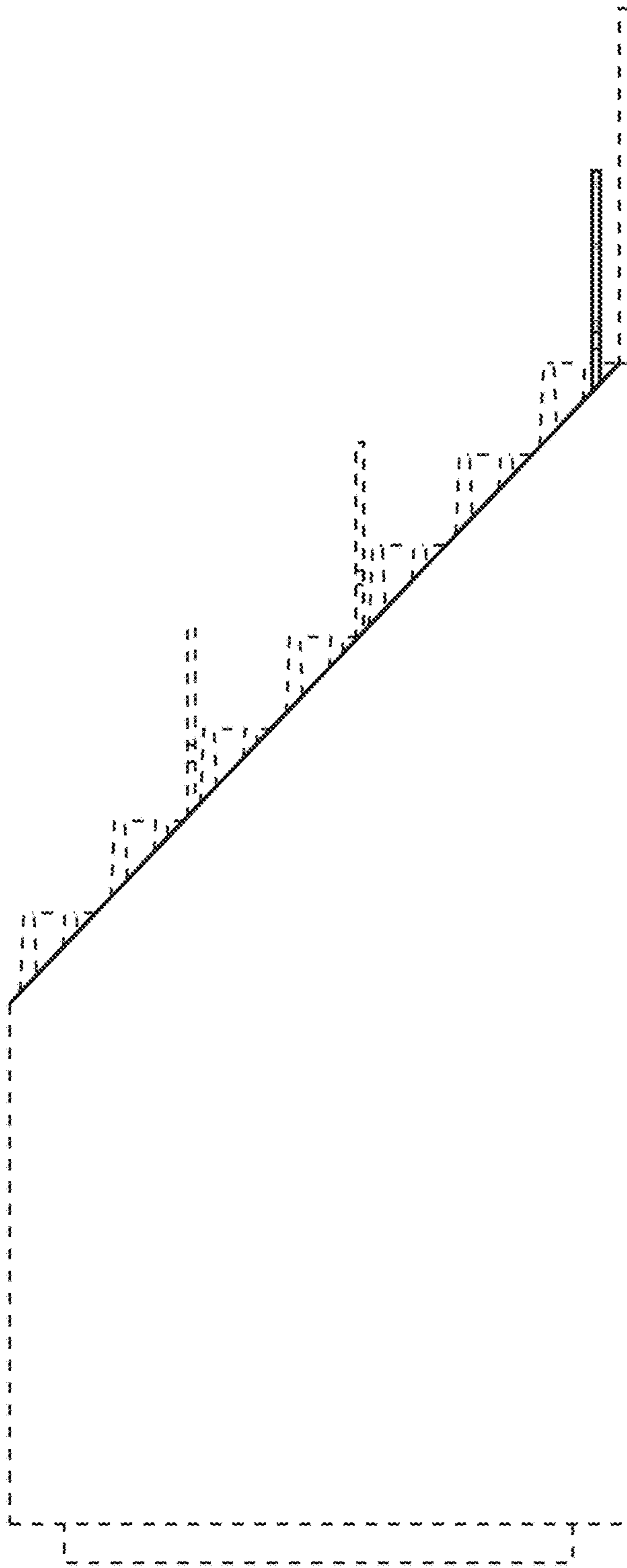
**FIG. 1B**




**FIG. 2**



**FIG. 3**

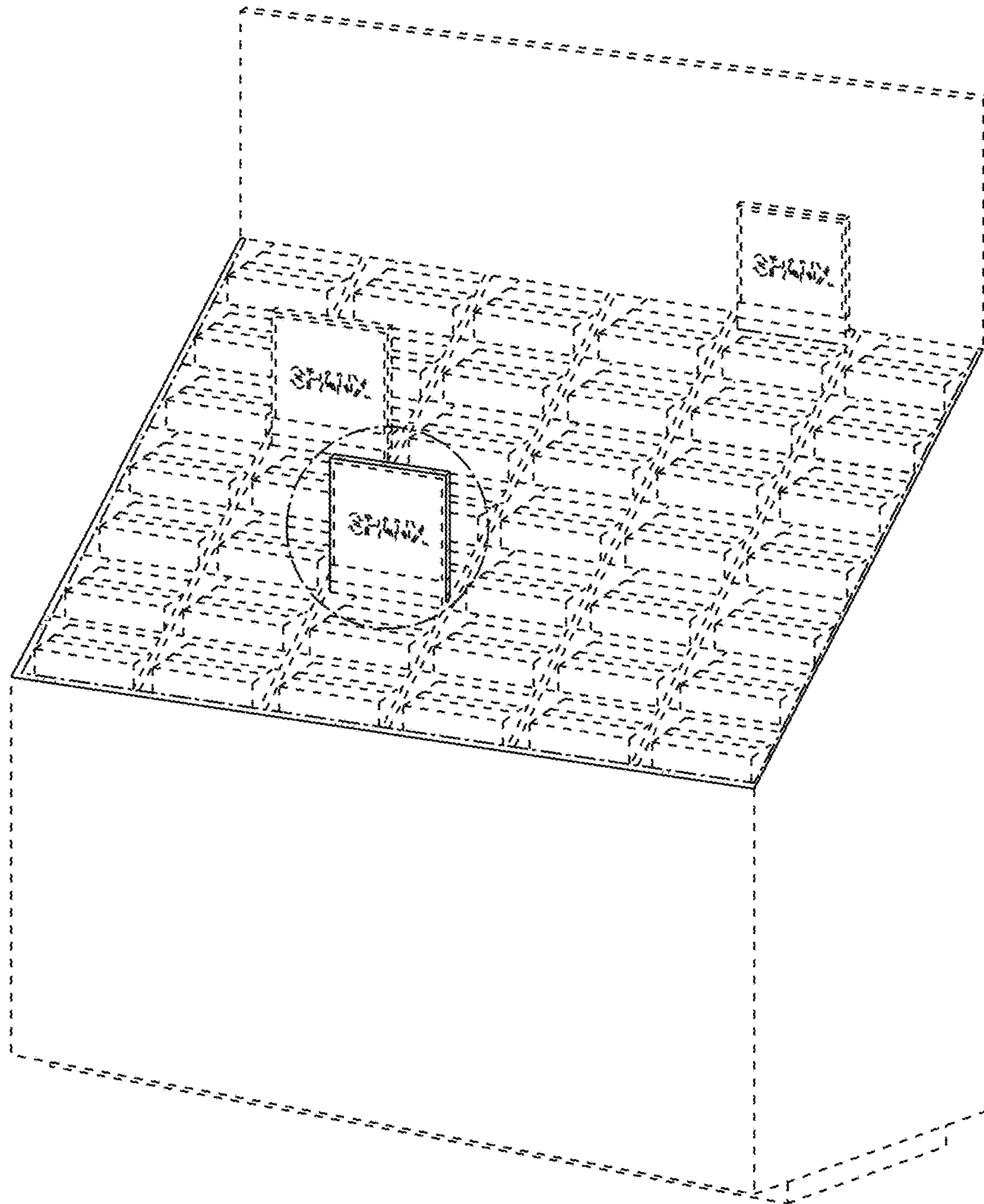


**FIG. 4**

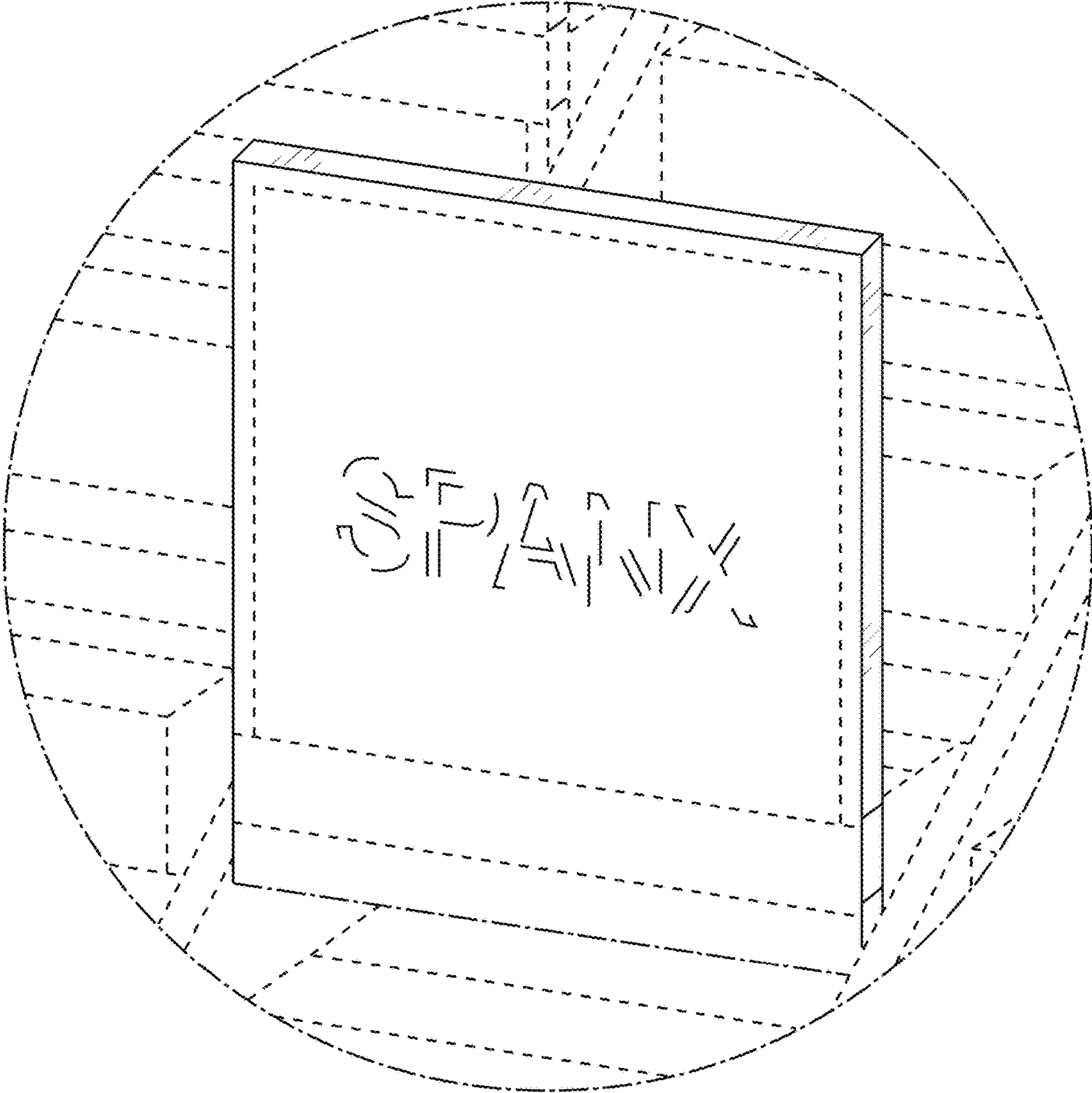


**FIG. 5**

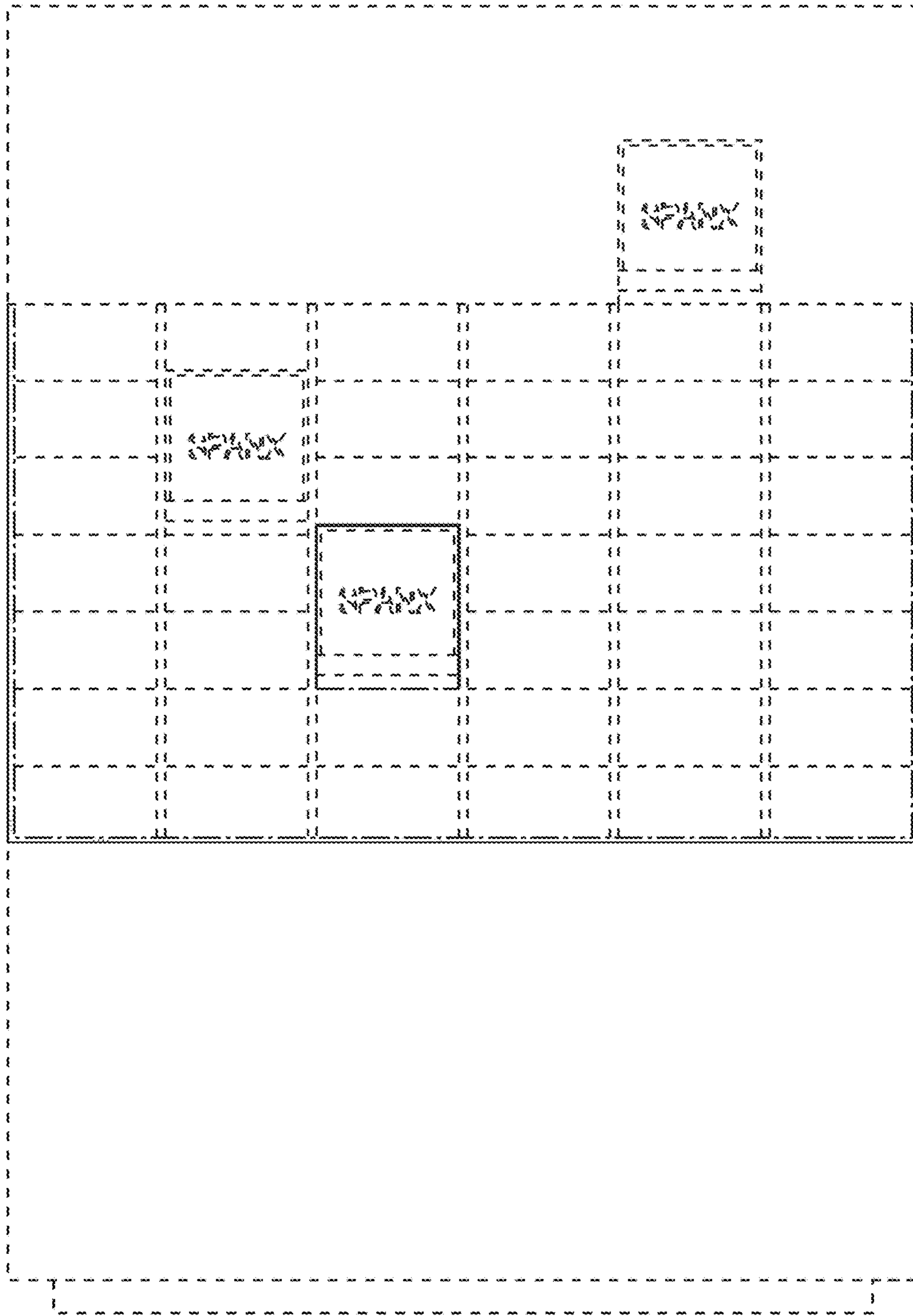




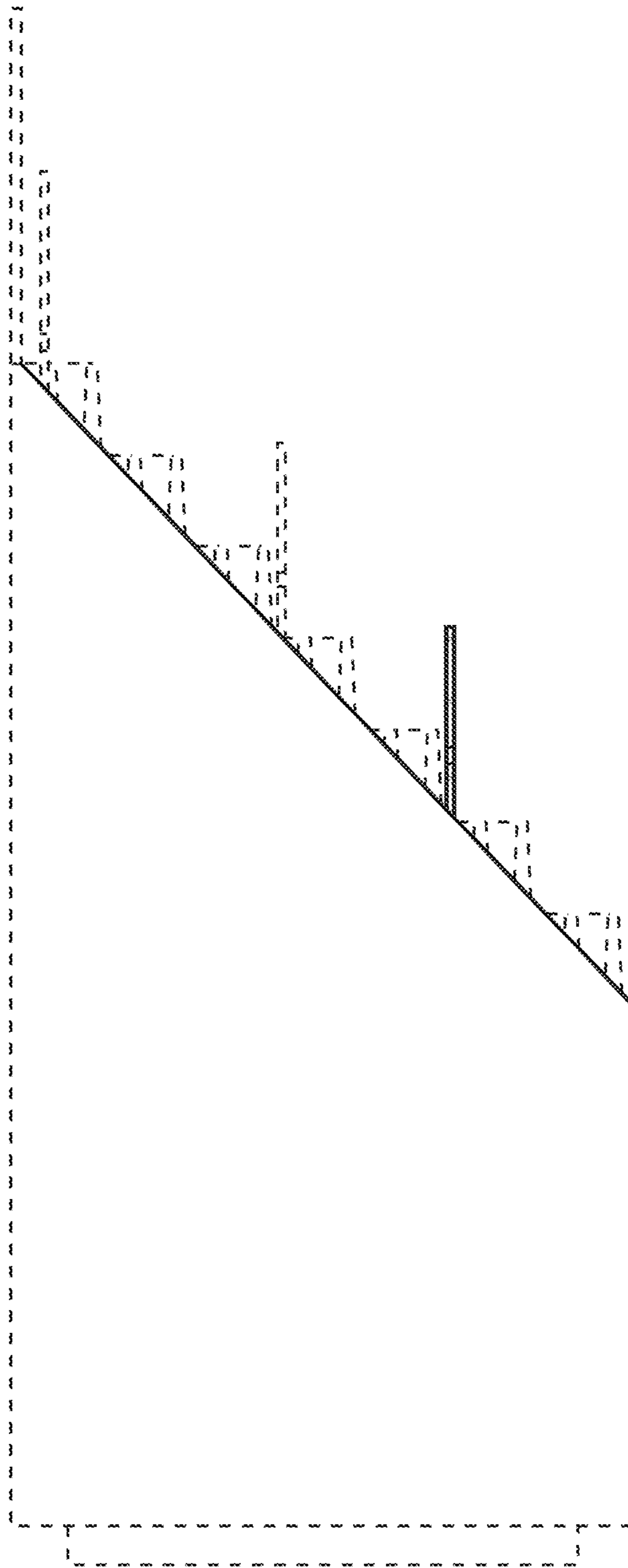
**FIG. 6A**



**FIG. 6B**

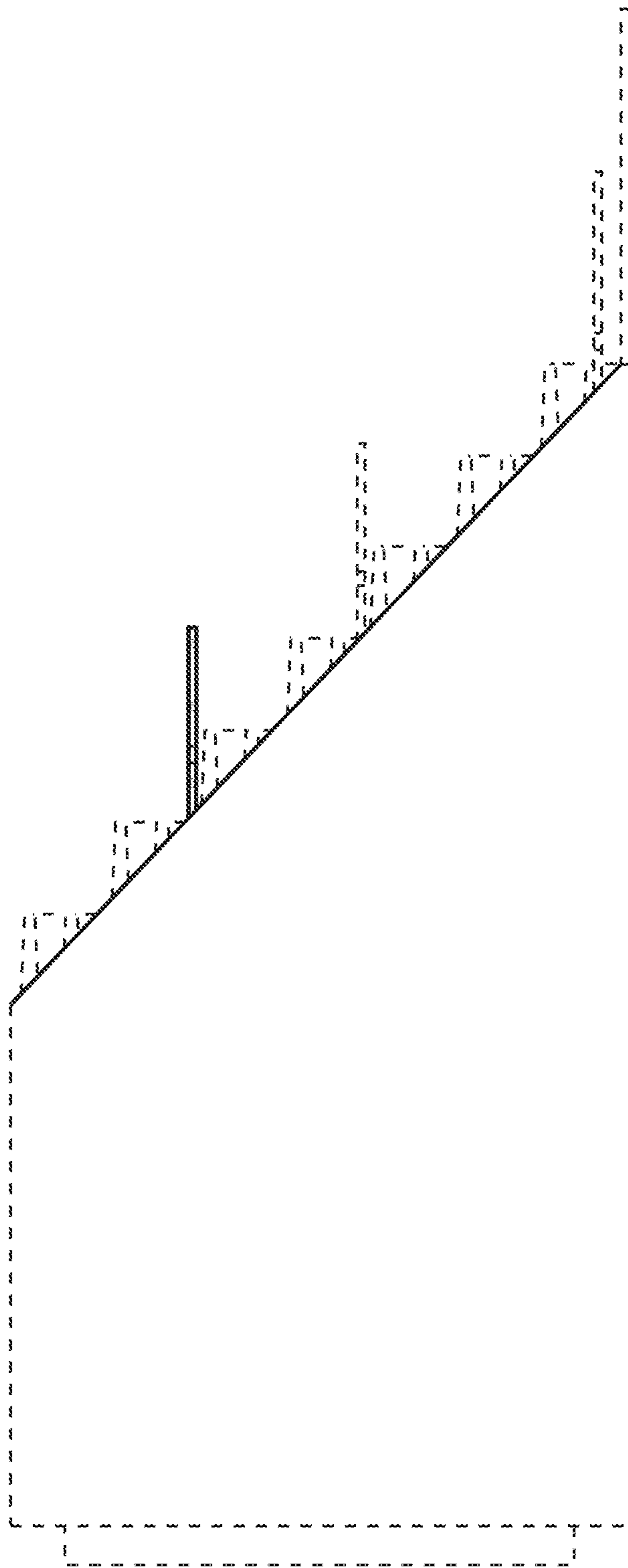


**FIG. 7**




**FIG. 8**

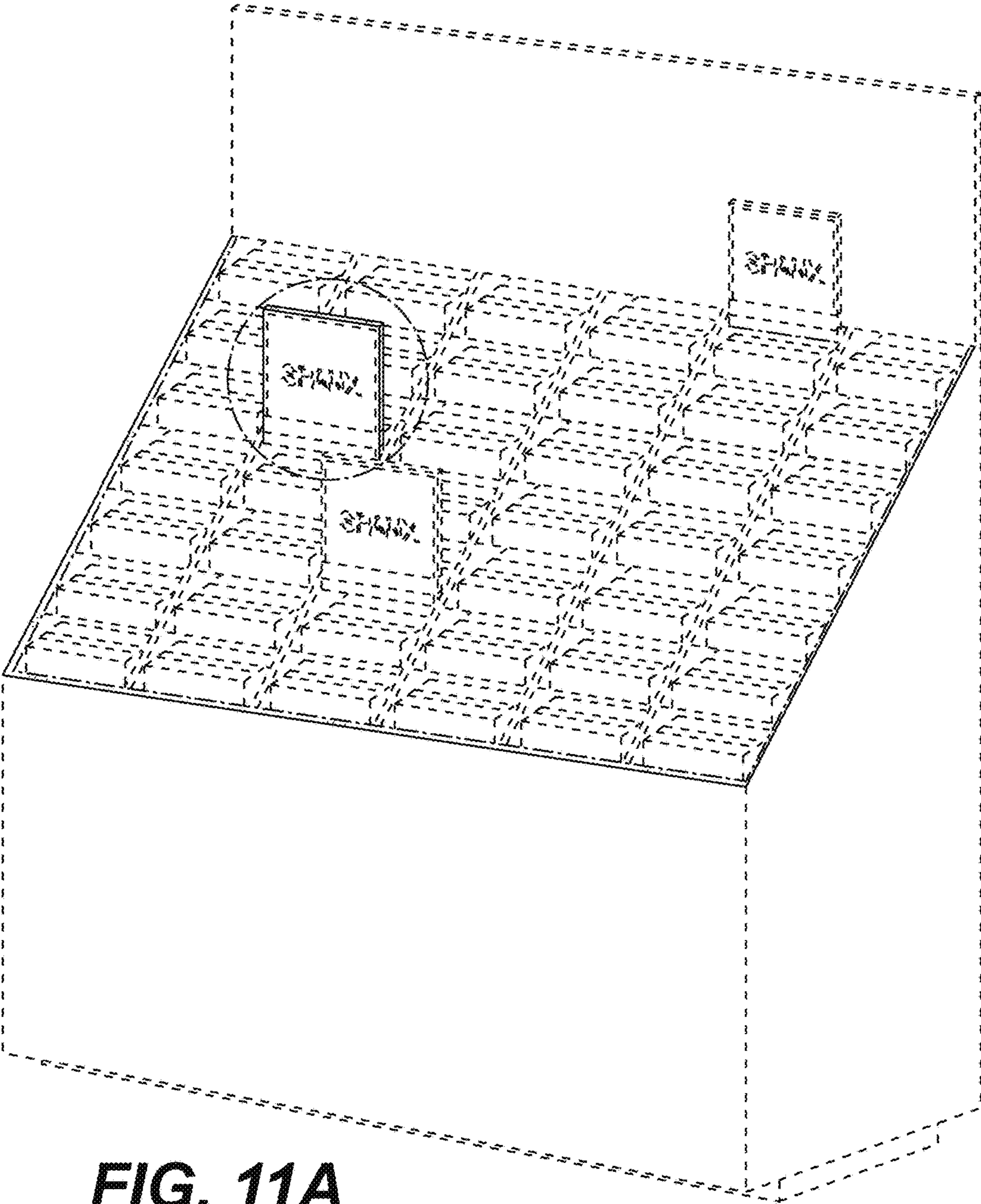





**FIG. 9**



**FIG. 10**

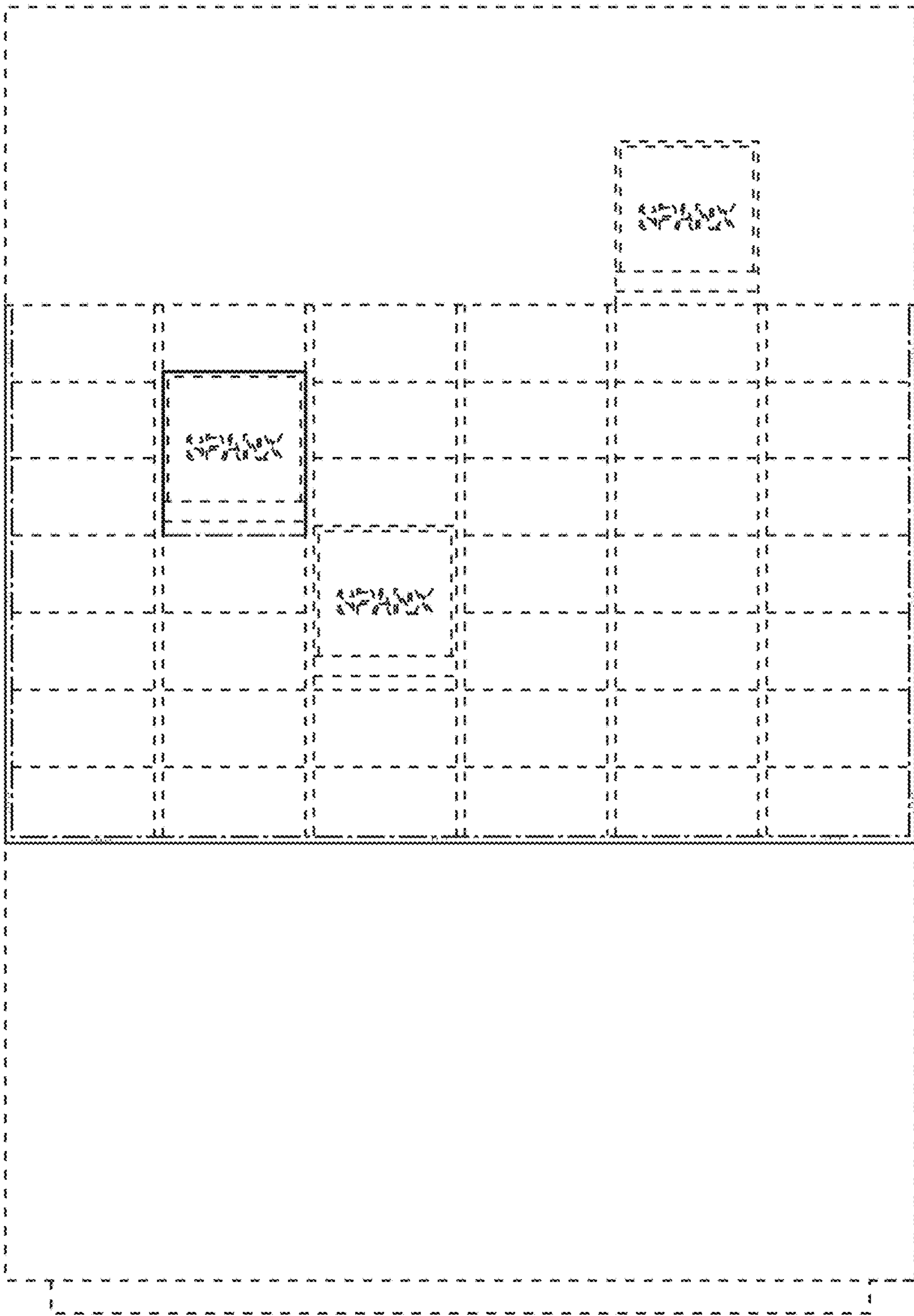


**FIG. 11A**

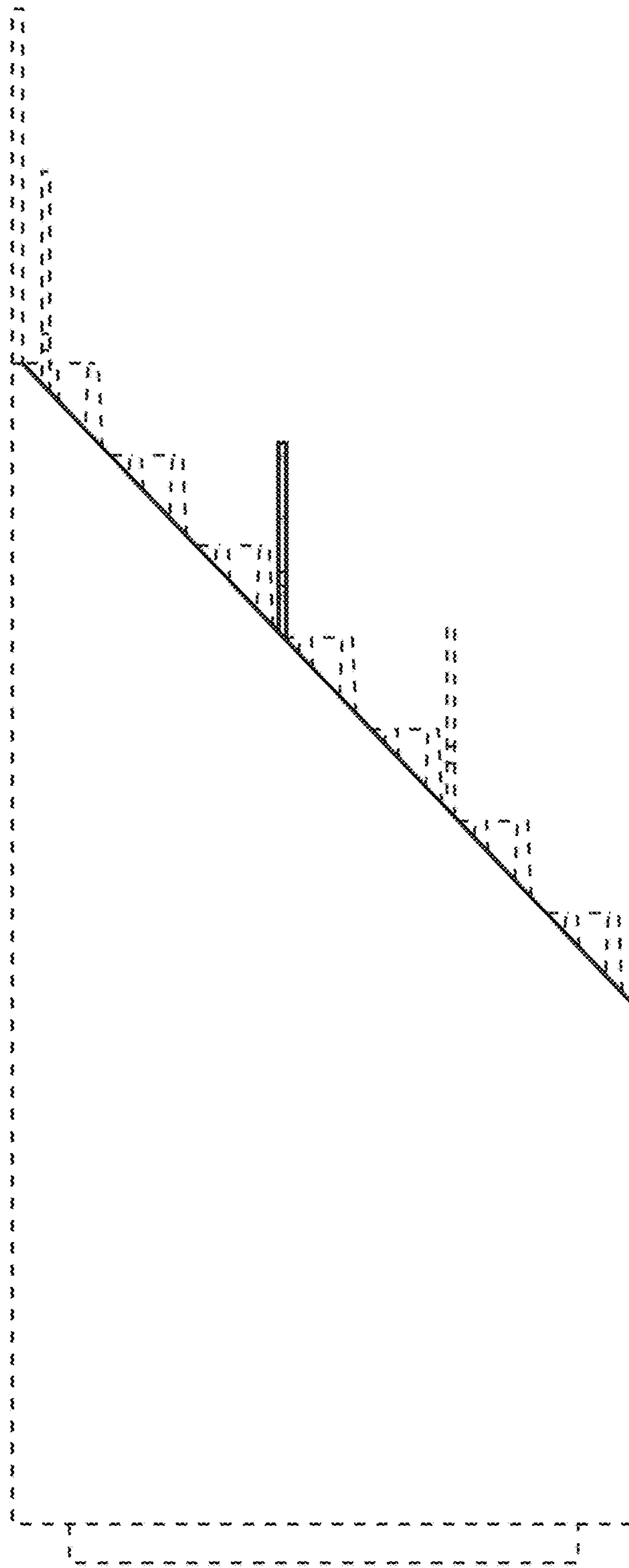


**FIG. 11B**

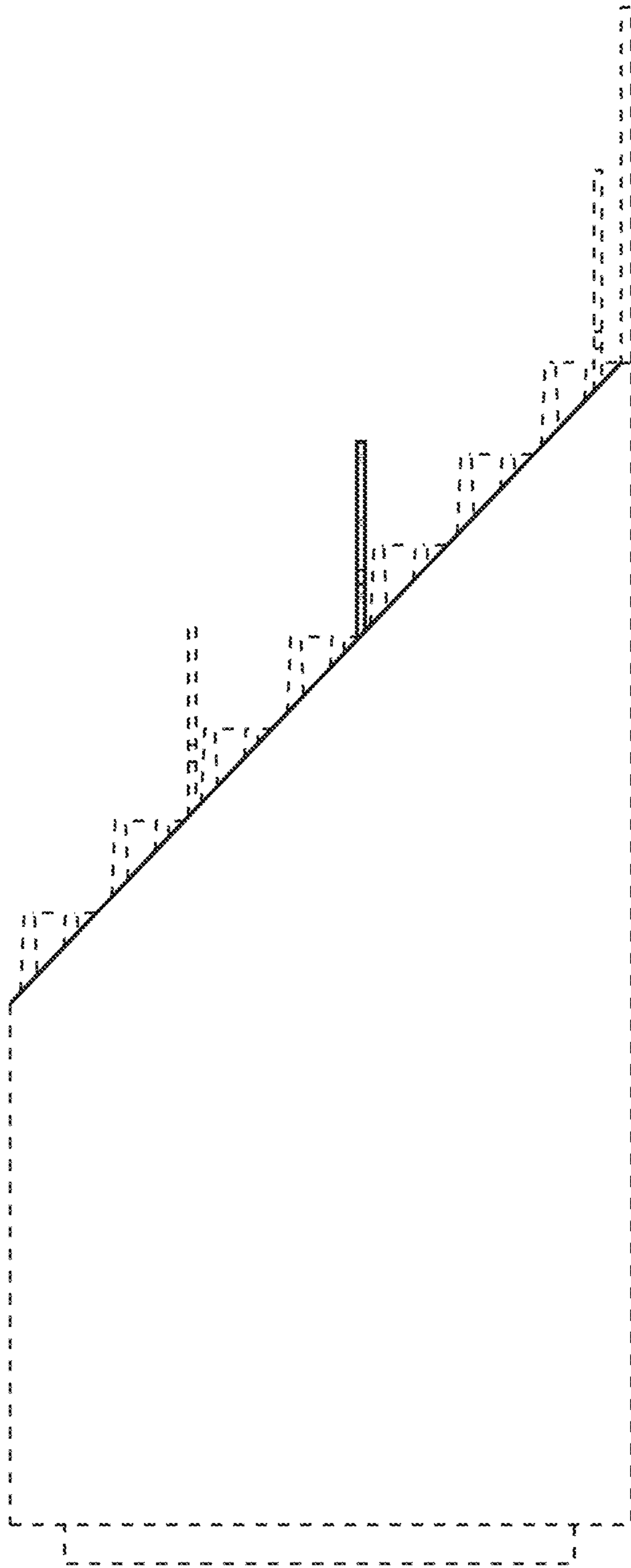





**FIG. 12**



**FIG. 13**



**FIG. 14**



**FIG. 15**