

US00D794125S

(12) **United States Design Patent** (10) **Patent No.:** **US D794,125 S**
Costas (45) **Date of Patent:** **** Aug. 8, 2017**

(54) **NOTE HOLDER** D159,576 S 8/1950 Bamford
2,779,114 A 1/1957 Drthwine
(71) Applicant: **Trophius Pty Ltd.**, Mascot, New South 2,779,650 A 1/1957 Lamothe
Wales (AU) D218,874 S 9/1970 Whittaker
3,604,727 A 9/1971 Wilkin
(72) Inventor: **Eric Costas**, Mascot (AU) D243,715 S * 3/1977 Trimmell 128/DIG. 26
4,236,331 A * 12/1980 Mattson G09F 7/00
40/1.5
(73) Assignee: **Trophius Pty Ltd.**, Cremorne (AU) 4,528,800 A 7/1985 Burns
D316,275 S 4/1991 Davis et al.
(**) Term: **15 Years** (Continued)

(21) Appl. No.: **29/560,218**

FOREIGN PATENT DOCUMENTS

(22) Filed: **Apr. 4, 2016** AU 346443 1/2013
AU 346543 1/2013

Related U.S. Application Data

(62) Division of application No. 29/511,315, filed on Dec. 9, 2014, now Pat. No. Des. 755,892, which is a division of application No. 29/484,104, filed on Mar. 6, 2014, now Pat. No. Des. 719,217.

(51) **LOC (10) Cl.** **19-02**

(52) **U.S. Cl.**
USPC **D19/86**

(58) **Field of Classification Search**
USPC D8/394, 395; D19/65, 75, 86, 90, 91, 92;
D20/43
CPC B42D 5/005; B42D 5/006; B42D 5/007;
B42D 5/008; B42F 9/001; B42F 9/002;
B42F 1/02; B43L 5/02; G09F 7/02; G09F
7/04; G09F 7/06; A47G 1/14; A47G
1/141

See application file for complete search history.

(56) **References Cited**

U.S. PATENT DOCUMENTS

D26,461 S 12/1896 Sassenhoff
819,504 A 5/1906 Benedict
1,618,384 A 2/1927 Morris
1,730,241 A 10/1929 Porter
1,973,989 A 9/1934 Lukacs
D118,748 S 1/1940 Sprague
2,468,355 A 4/1949 Ambler

OTHER PUBLICATIONS

<http://www.officedepot.com/a/products/352108/Office-Depot-Brand-4-Piece-Stainless/>, Office Depot Brand 4 Piece Stainless Steel Magnet Hook Set Assorted Shapes, 1 color sheet, date unknown, but prior to the filing of this application.

Primary Examiner — Elizabeth Albert
(74) *Attorney, Agent, or Firm* — Banner & Witcoff, Ltd.

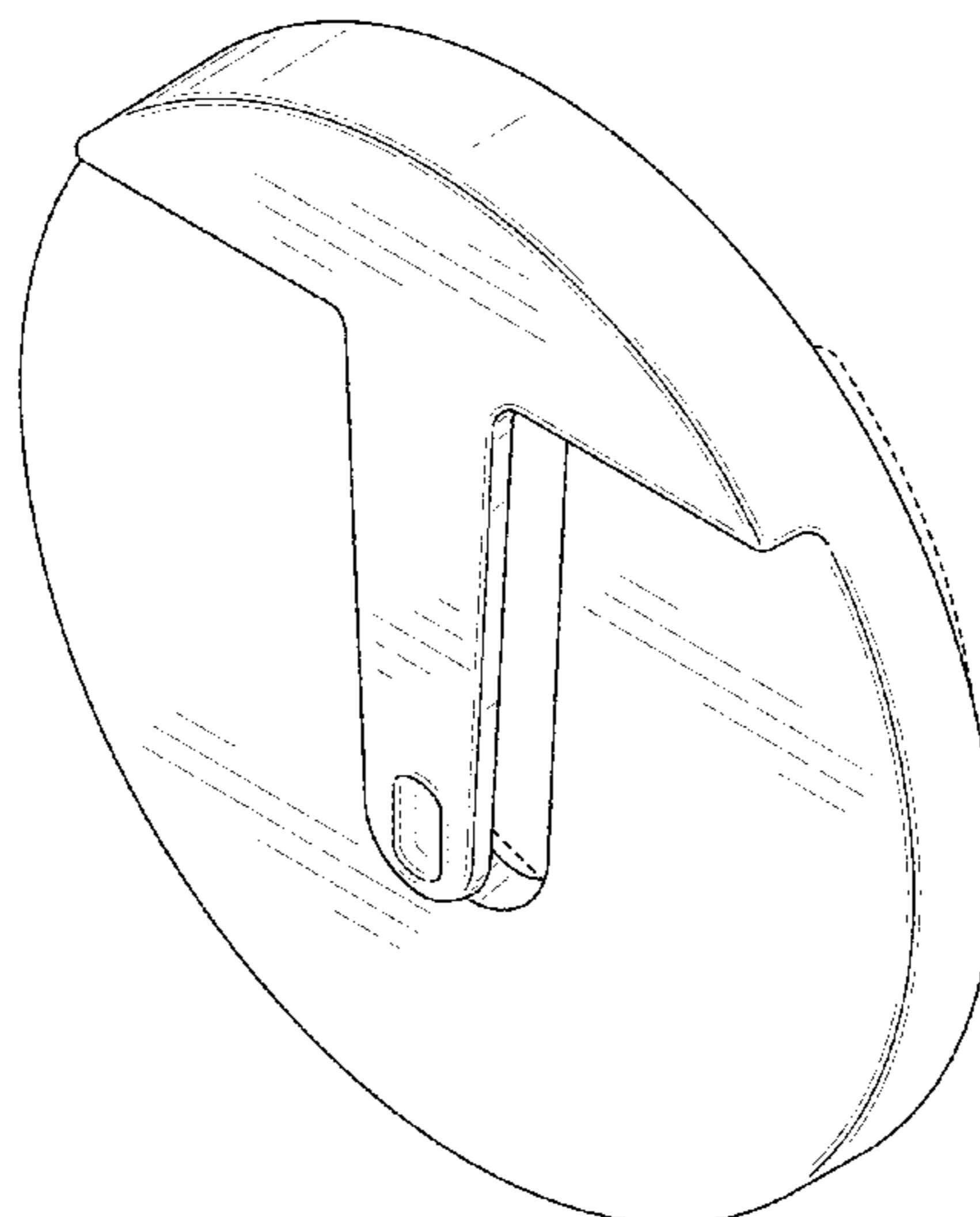
(57) **CLAIM**

The ornamental design for a note holder, as shown and described.

DESCRIPTION

FIG. 1 is a perspective view for a note holder showing my new design;
FIG. 2 is a front view thereof;
FIG. 3 is a top view thereof;
FIG. 4 is a bottom view thereof;
FIG. 5 is a right side view thereof; and,
FIG. 6 is a left side view thereof.
The broken line showing of the remainder of the note holder is for environmental purposes only and forms no part of the claimed design.

1 Claim, 4 Drawing Sheets



(56)

References Cited

U.S. PATENT DOCUMENTS

D318,625	S	7/1991	Stowell	
5,214,825	A	6/1993	Hirzel	
5,339,967	A	8/1994	Valiulis	
5,369,899	A *	12/1994	Reeves A44C 3/001 24/303
5,975,478	A	11/1999	Marino	
D445,457	S	7/2001	Brumby	
D451,134	S	11/2001	Fonfeder	
7,100,884	B2	9/2006	Lorber	
D631,737	S *	2/2011	Haas D8/395
D645,515	S	9/2011	Williams, Sr.	
8,510,916	B2	8/2013	Kinvi	
D715,859	S	10/2014	Costas	
D715,860	S	10/2014	Costas	
D715,861	S	10/2014	Costas	
D716,377	S	10/2014	Costas	
D719,217	S	12/2014	Costas	
D719,218	S *	12/2014	Costas D19/86
D753,222	S *	4/2016	Costas D19/86
D755,892	S *	5/2016	Costas D19/86
D776,759	S *	1/2017	Costas D19/86
2009/0033648	A1 *	2/2009	Podd B60Q 1/503 345/211
2013/0200228	A1	8/2013	Costas	

* cited by examiner

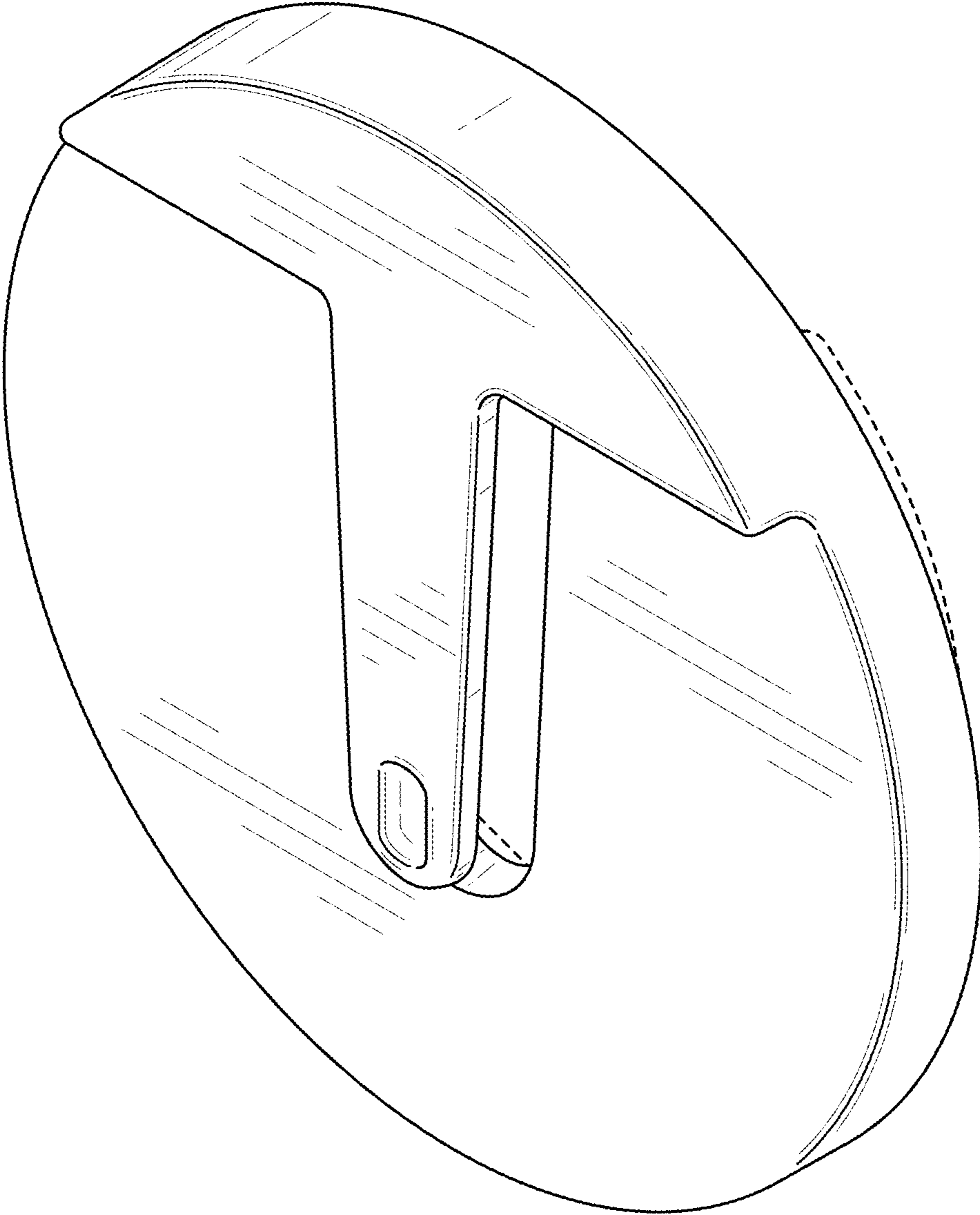


FIG. 1

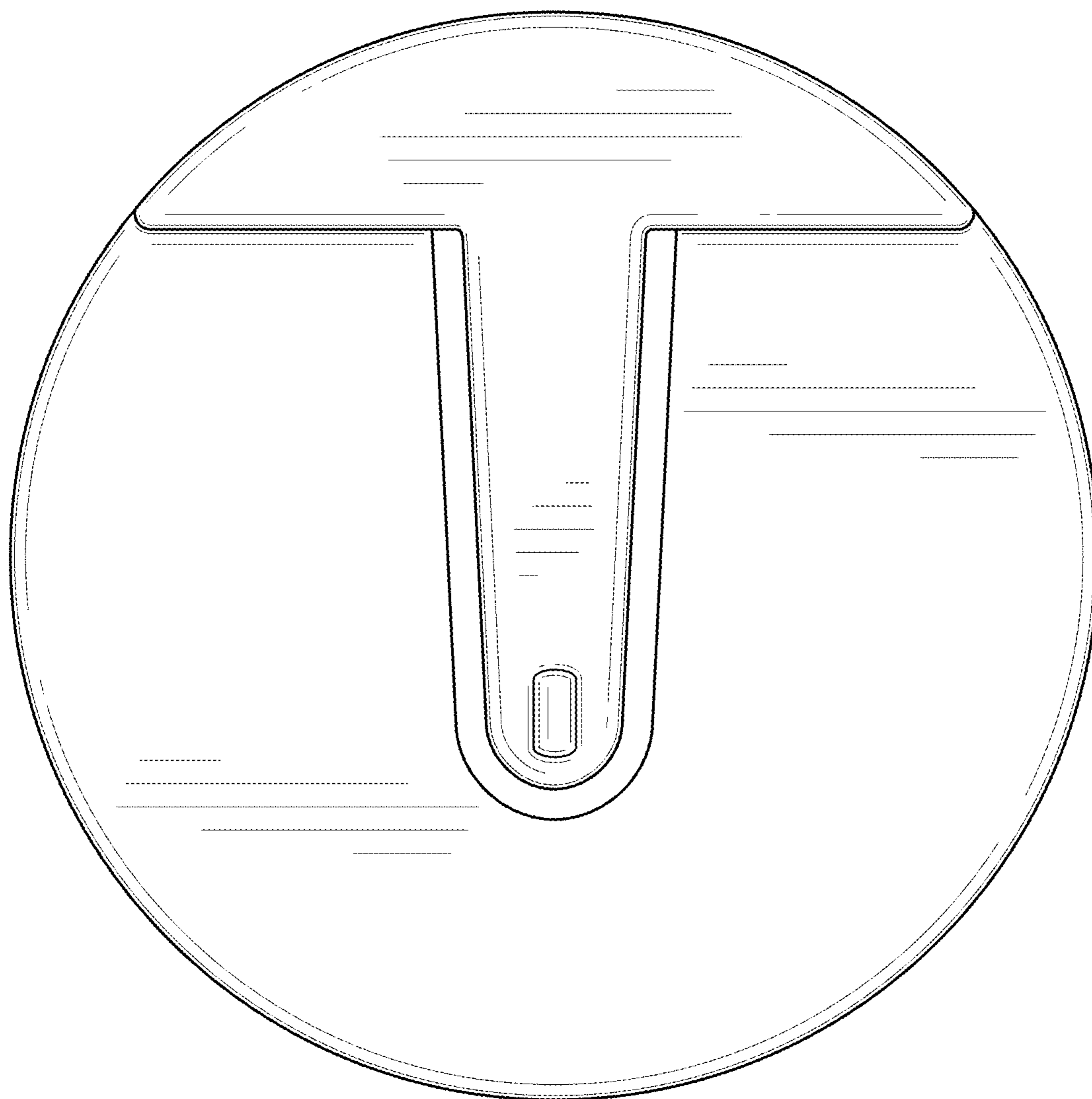


FIG. 2

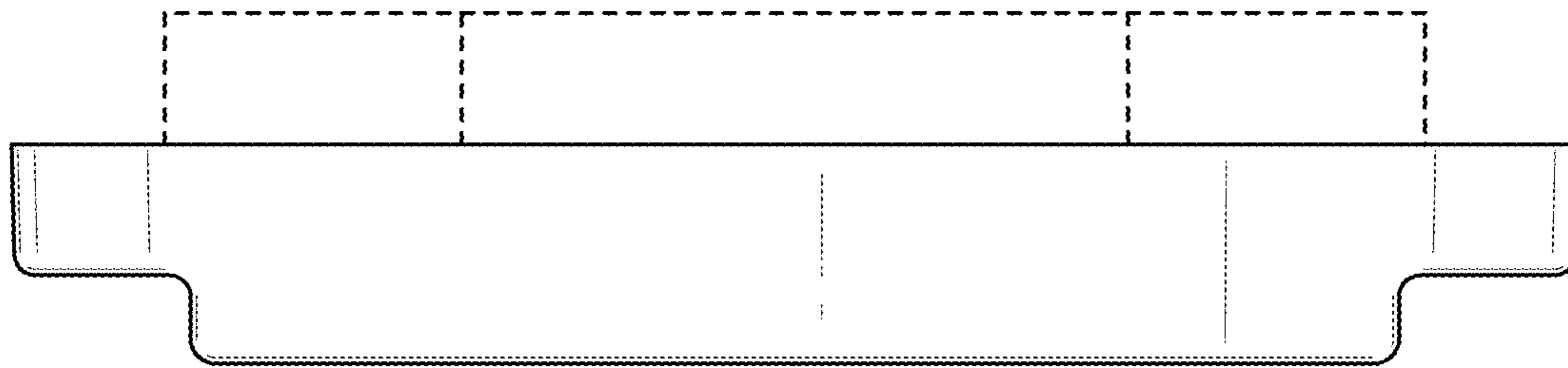


FIG. 3

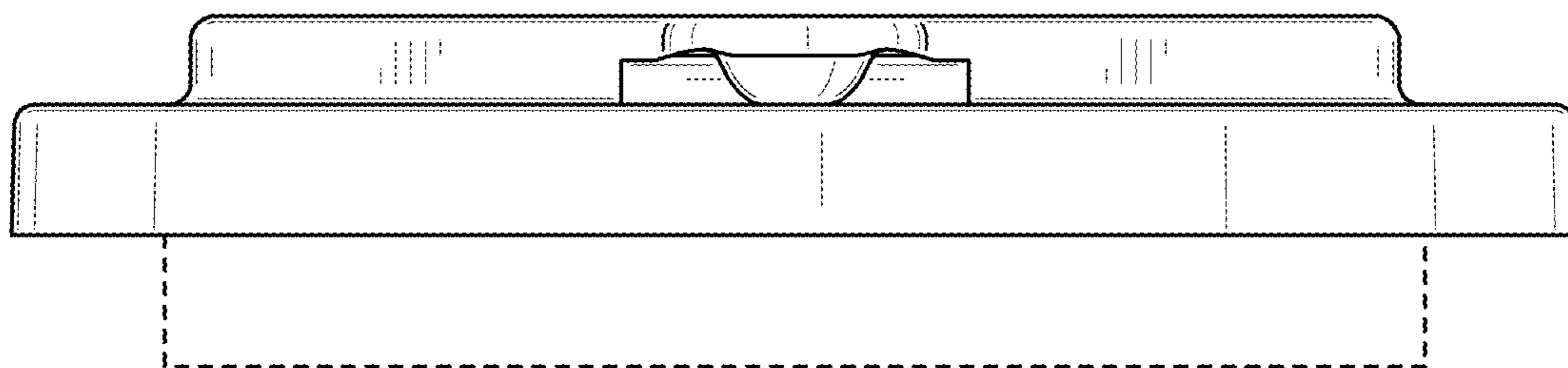


FIG. 4

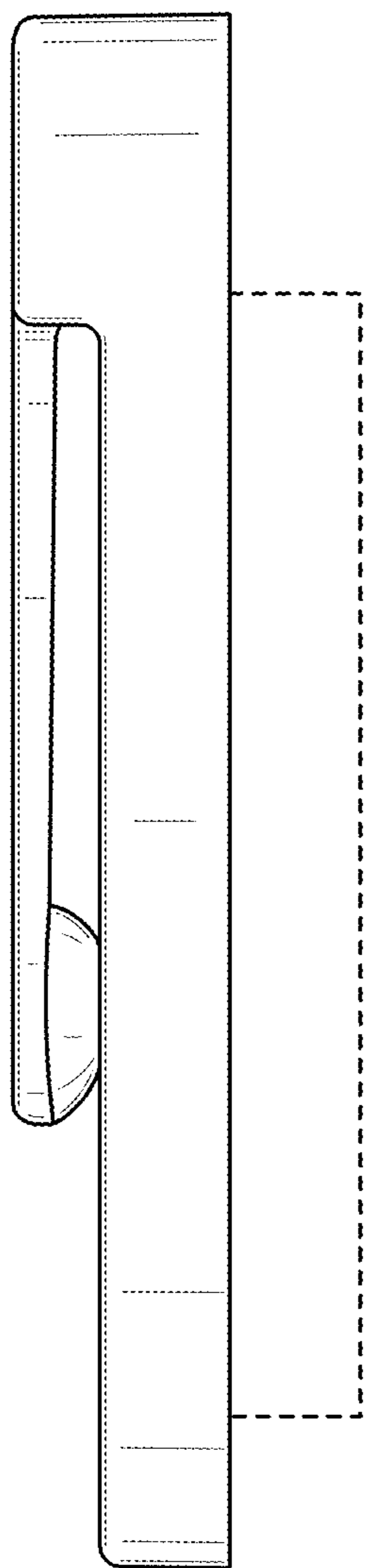


FIG. 5

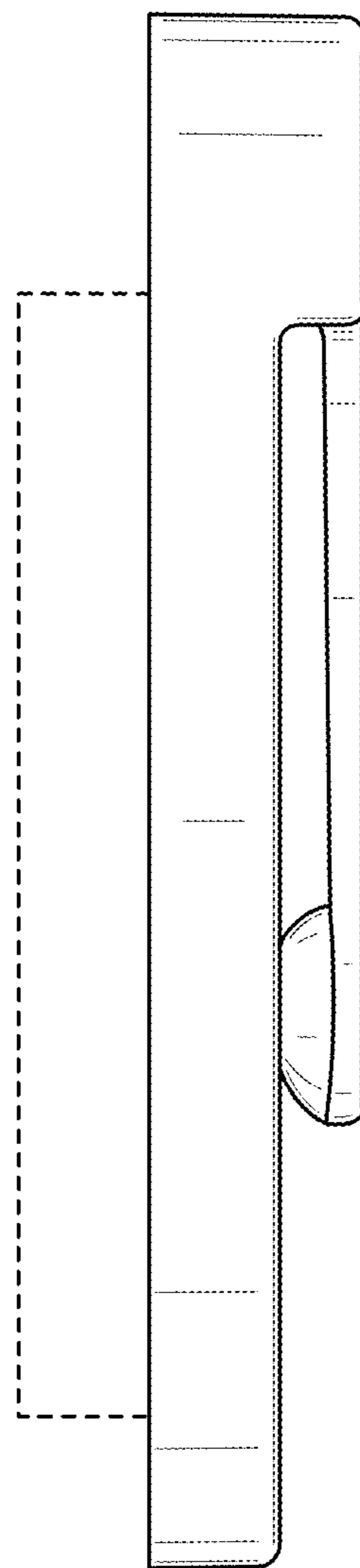


FIG. 6