



US00D794088S

(12) **United States Design Patent** (10) **Patent No.:** **US D794,088 S**  
**Underhill et al.** (45) **Date of Patent:** **\*\* Aug. 8, 2017**

(54) **FRONT FENDER FOR A BACKHOE  
LOADER**

D544,888 S 6/2007 Mursch et al.  
D591,774 S 5/2009 Kokitkar et al.  
D591,775 S 5/2009 Kokitkar et al.  
D604,750 S 11/2009 Smith et al.  
D623,103 S 9/2010 Braga  
8,882,152 B2 11/2014 Rund et al.

(71) Applicant: **J.C. BAMFORD EXCAVATORS  
LIMITED**, Uttoxeter (GB)

(72) Inventors: **Thomas Edward Underhill**, Rocester  
(GB); **Samuel John Jilbert**, Uttoxeter  
(GB)

*Primary Examiner* — Mark Goodwin  
(74) *Attorney, Agent, or Firm* — Marshall, Gerstein &  
Borun LLP

(73) Assignee: **J.C. BAMFORD EXCAVATORS  
LIMITED**, Uttoxeter (GB)

(\*\*) Term: **15 Years**

(57) **CLAIM**

The ornamental design for front fender for a backhoe loader,  
as shown and described.

(21) Appl. No.: **29/580,553**

**DESCRIPTION**

(22) Filed: **Oct. 11, 2016**

**Related U.S. Application Data**

(62) Division of application No. 29/539,067, filed on Sep.  
10, 2015, now Pat. No. Des. 774,104.

FIG. 1 is a reduced top view of front fender for a backhoe loader showing the new design.  
FIG. 2 is an outside, back, and top view of the front fender for a backhoe loader.  
FIG. 3 is a back elevation view of the front fender for a backhoe loader.  
FIG. 4 is a front elevation view of the front fender for a backhoe loader.  
FIG. 5 is an outside elevation view of the front fender for a backhoe loader.  
FIG. 6 is an inside elevation view of the front fender for a backhoe loader.  
FIG. 7 is a top plan view of the front fender for a backhoe loader.  
FIG. 8 is a bottom plan view of the front fender for a backhoe loader.  
FIG. 9 is an outside, front, and top view of the front fender for a backhoe loader.  
FIG. 10 is an inside, front, and top view of the front fender for a backhoe loader; and,  
FIG. 11 is an inside, back and top view of the front fender for a backhoe loader.  
The broken lines show environmental structure and form no part of the claimed design.

(30) **Foreign Application Priority Data**

Mar. 10, 2015 (EP) ..... 001431910

(51) **LOC (10) Cl.** ..... **15-03**

(52) **U.S. Cl.**  
USPC ..... **D15/28**

(58) **Field of Classification Search**  
USPC ..... D15/10, 22, 26, 28, 30, 31; 180/89.11,  
180/89.12, 89.13, 89.19, 90; 296/190.01,  
296/190.08, 210, 190, 202

CPC . B66C 13/54; E02F 9/16; E02F 9/163; B62D  
33/0617; B60J 7/00; B60J 1/004


See application file for complete search history.

(56) **References Cited**

**U.S. PATENT DOCUMENTS**

D531,646 S 11/2006 McCarren, Jr. et al.  
D542,308 S 5/2007 Oka et al.  
7,222,884 B2 5/2007 Callan et al.

**1 Claim, 11 Drawing Sheets**



(56)

**References Cited**

U.S. PATENT DOCUMENTS

|              |        |                |
|--------------|--------|----------------|
| D721,106 S   | 1/2015 | Okuyama et al. |
| 8,960,725 B2 | 2/2015 | Rund et al.    |
| D749,148 S   | 2/2016 | Darekar et al. |
| D753,192 S   | 4/2016 | Jackson et al. |
| D754,212 S   | 4/2016 | Jackson et al. |

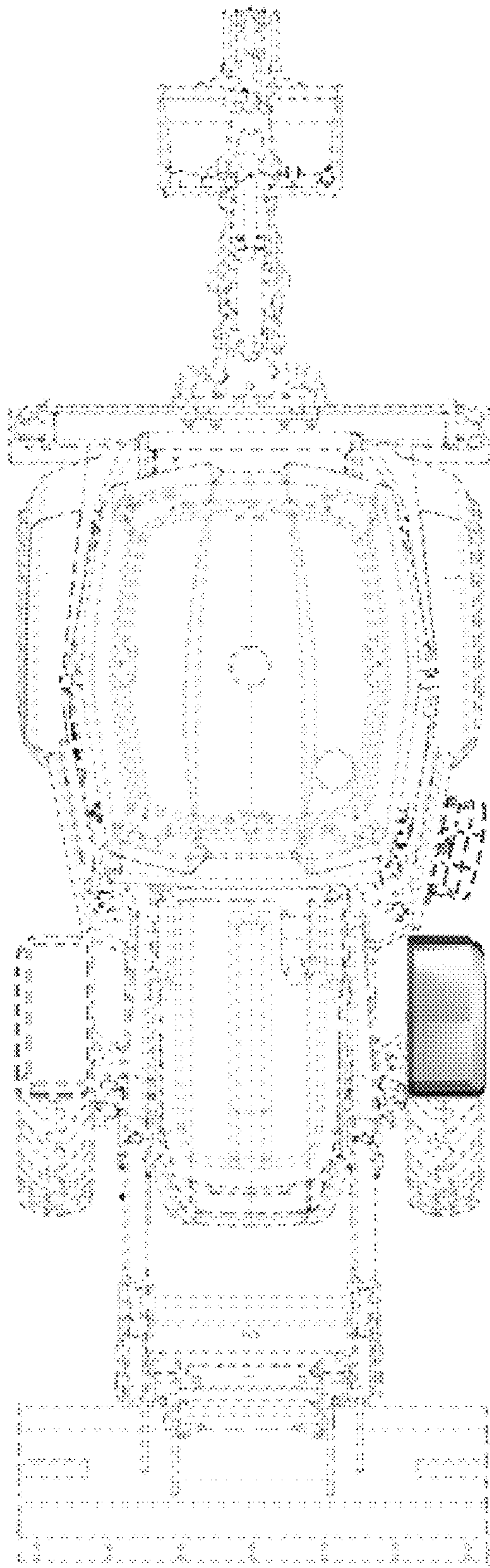


Fig. 1





Fig. 2






Fig. 3






Fig. 4






Fig. 5




Fig. 6






Fig. 7






Fig. 8






Fig. 9




Fig. 10





Fig. 11