



US00D794040S

(12) **United States Design Patent** (10) **Patent No.:** **US D794,040 S**
Sun (45) **Date of Patent:** **** Aug. 8, 2017**

(54) **DISPLAY SCREEN OR PORTION THEREOF WITH ANIMATED GRAPHICAL USER INTERFACE**

(71) Applicant: **HUAWEI TECHNOLOGIES CO., LTD.**, Shenzhen (CN)

(72) Inventor: **Zhe Sun**, Shenzhen (CN)

(73) Assignee: **Huawei Technologies Co., LTD.** (CN)

(**) Term: **15 Years**

(21) Appl. No.: **29/538,736**

(22) Filed: **Sep. 8, 2015**

(51) **LOC (10) Cl.** **14-03**

(52) **U.S. Cl.**
USPC **D14/485**

(58) **Field of Classification Search**
USPC D14/485-495; D18/26, 31-33; D20/11, D20/12, 23-25, 29-32, 36-38; 715/702, 715/764, 838
CPC G06F 3/048; G06F 3/0481; G06F 3/0482; G06F 3/04817; G06F 3/04812
See application file for complete search history.

(56) **References Cited**

U.S. PATENT DOCUMENTS

D696,265 S *	12/2013	d'Amore	D14/485
D697,935 S *	1/2014	Lee	D14/486
D711,406 S *	8/2014	Hurd	D14/486
D714,334 S *	9/2014	Cojuangco	D14/486
D714,816 S *	10/2014	Varon	D14/486
D715,834 S *	10/2014	Siddons	D14/489
D716,838 S *	11/2014	Acker	D14/487
D743,985 S *	11/2015	Herold	D14/486
D755,827 S *	5/2016	Anzures	D14/486
D760,248 S *	6/2016	Suarez	D14/485
D760,737 S *	7/2016	Yoon	D14/485
D760,738 S *	7/2016	Scalisi	D14/485

D760,752 S *	7/2016	Anzures	D14/486
D760,773 S *	7/2016	Cho	D14/488
D760,792 S *	7/2016	Liu	D14/494
D761,270 S *	7/2016	Kaplan	D14/485
D761,809 S *	7/2016	Kravit	D14/485
D761,813 S *	7/2016	Katopis	D14/485
D764,511 S *	8/2016	Han	D14/486
D765,113 S *	8/2016	Chou	D14/486
D765,671 S *	9/2016	Katopis	D14/485
D766,315 S *	9/2016	Choi	D14/488

* cited by examiner

Primary Examiner — Rhea Shields

(74) *Attorney, Agent, or Firm* — Design IP

(57) **CLAIM**

The ornamental design for a display screen or portion thereof with animated graphical user interface, as shown and described.

DESCRIPTION

FIG. 1 is a front view of a display screen or portion thereof with animated graphical user interface, showing my new design;

FIG. 2 is a front view of a second image thereof;

FIG. 3 is a front view of a third image thereof;

FIG. 4 is a front view of a fourth image thereof; and,

FIG. 5 is a front view of a fifth image thereof.

The appearance of the transitional image sequentially transitions between the images shown in FIGS. 1-5. The process or period that one image transitions to another image; forms no part of the claimed design.

In the drawings the dot-dash broken lines show is a portion of the display panel that forms no part of the claimed design. The dashed broken lines showing the outlined text is provided for the purpose of illustrating portions of the animated graphical user interface that forms no part of the claimed design.

1 Claim, 3 Drawing Sheets

<input type="radio"/> LIST1	Detail 1
<input type="radio"/> LIST2	Detail 2
<input type="radio"/> LIST3	Detail 3
<input type="radio"/> LIST4	Detail 4
<input type="radio"/> LIST5	Detail 5
<input type="radio"/> LIST6	Detail 6

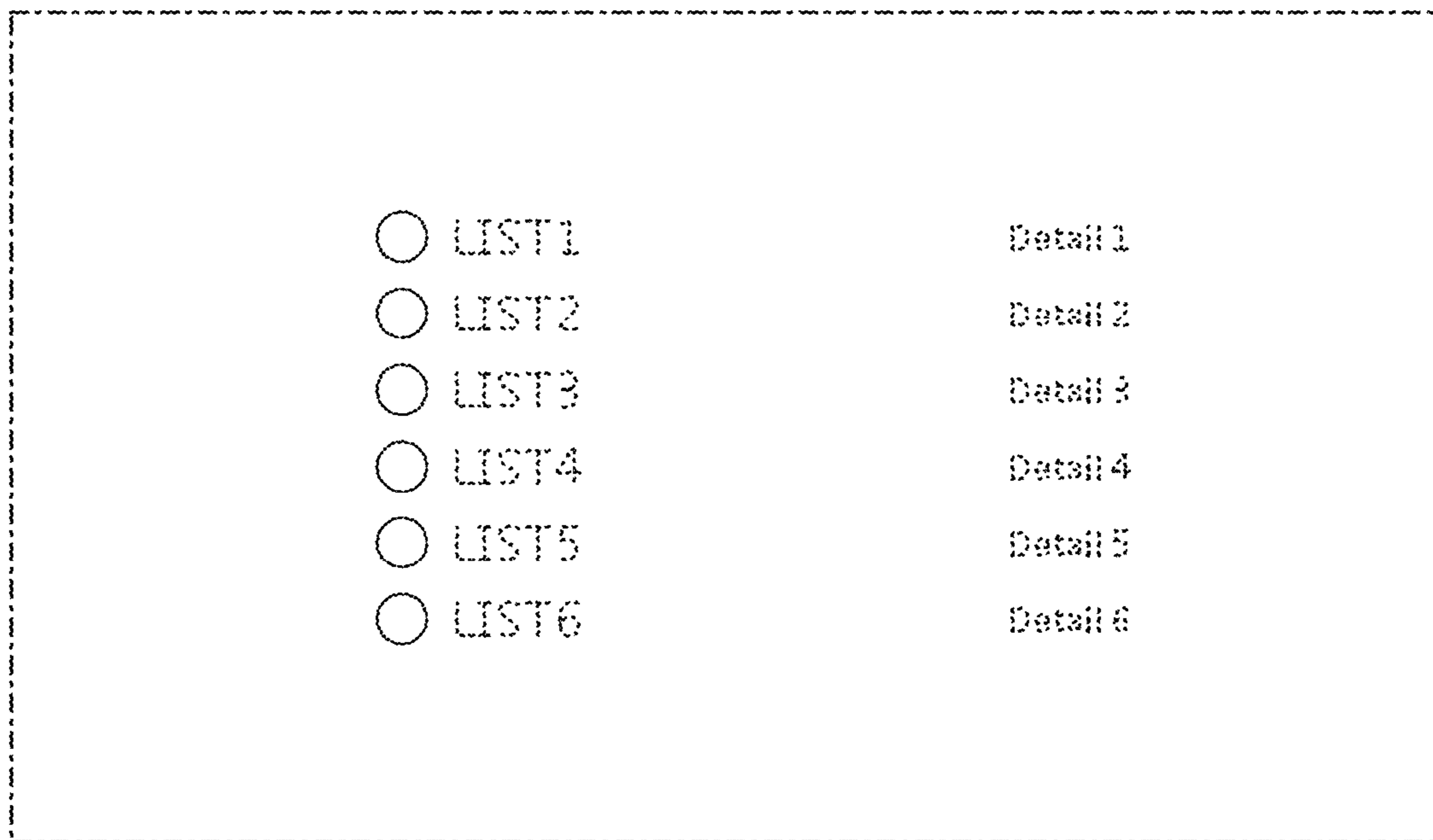


FIG. 1

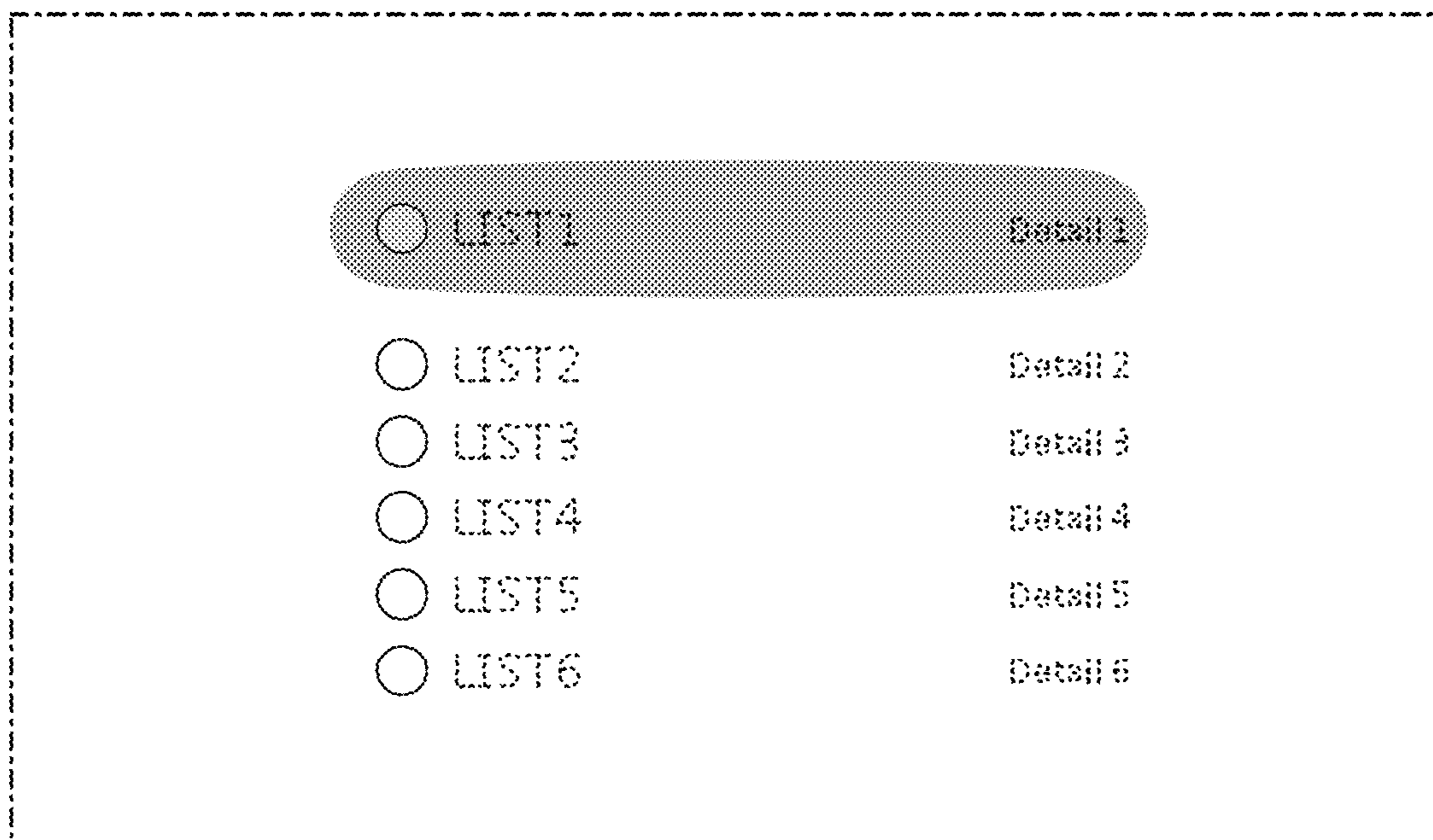


FIG. 2

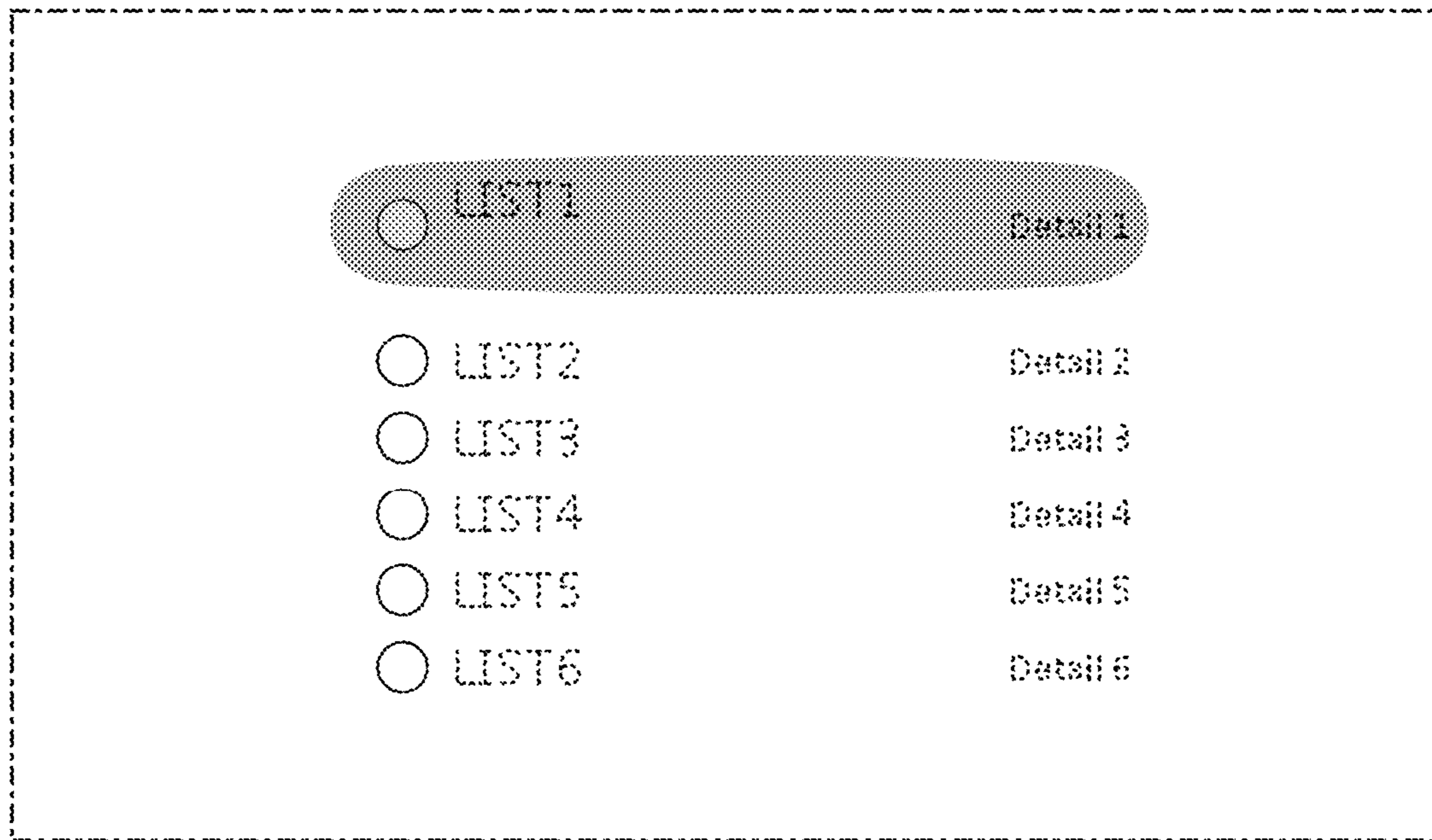


FIG. 3

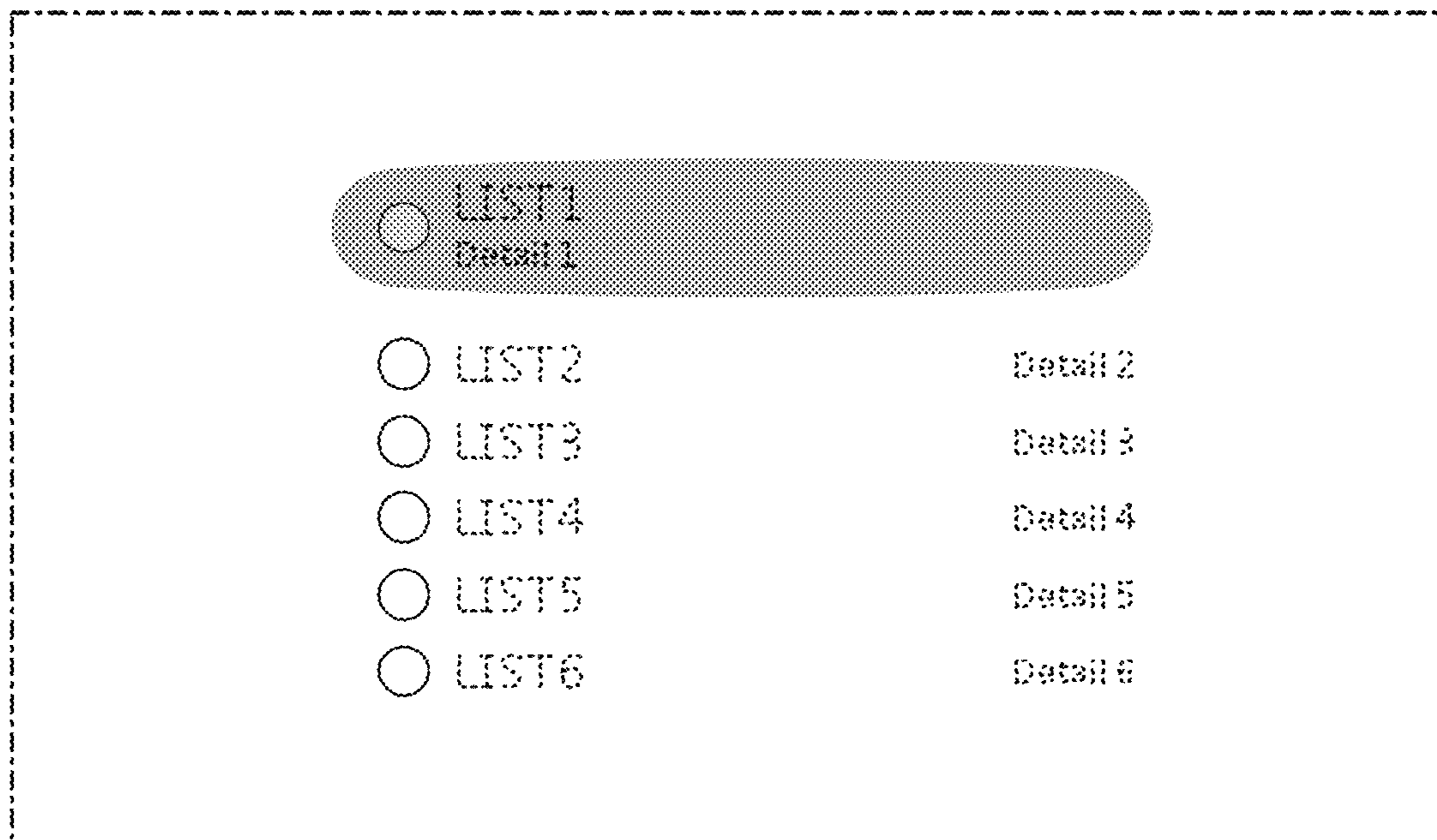


FIG. 4

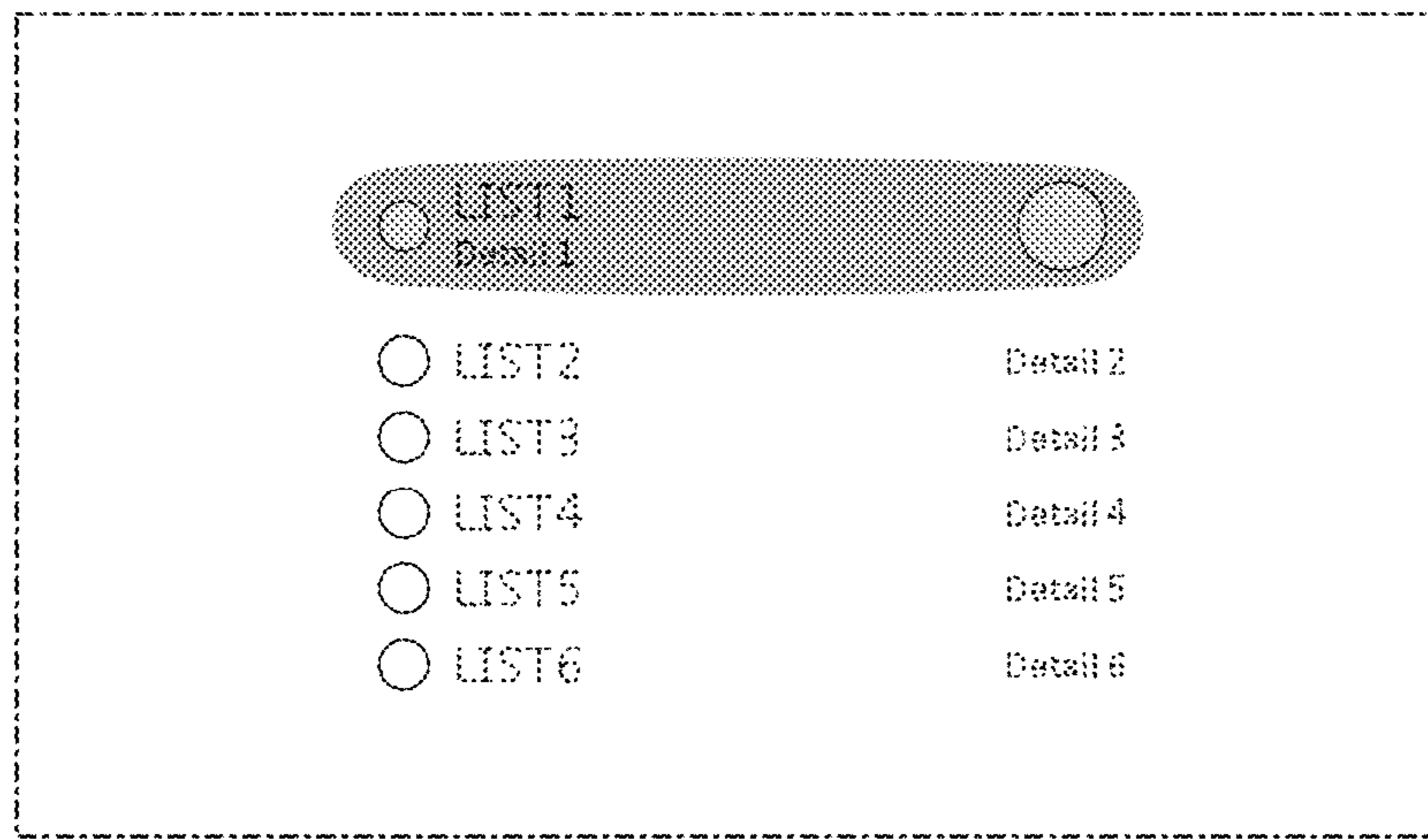


FIG. 5