

US00D794023S

(12) **United States Design Patent**  
**Morgan et al.**

(10) **Patent No.:** **US D794,023 S**

(45) **Date of Patent:** **\*\* Aug. 8, 2017**

(54) **KEYBOARD**

(71) Applicant: **CONTOUR DESIGN, INC.**, Windham, NH (US)

(72) Inventors: **Andrew Morgan**, Derry, NH (US);  
**Steven Wang**, Windham, NH (US)

(73) Assignee: **CONTOUR DESIGN, INC.**, Windham, NH (US)

(\*\*) Term: **15 Years**

(21) Appl. No.: **29/545,783**

(22) Filed: **Nov. 16, 2015**

(51) **LOC (10) Cl.** ..... **14-02**

(52) **U.S. Cl.**  
USPC ..... **D14/392**

(58) **Field of Classification Search**  
USPC .... D14/391-399, 455, 456; D18/1, 2, 7, 11;  
178/17 A, 17 C; 200/5 A, 5 R, 6 A, 6 R;  
235/145 A, 145 R; 341/20-23; 345/156,  
345/160, 168, 169, 173; 361/679.08,  
361/679.09, 679.11-679.19;  
400/484-489, 492, 472  
CPC ..... G06F 1/16; G06F 1/1616; G06F 1/162;  
G06F 1/1601; G06F 1/1626; G06F  
3/0202; G09B 13/04; H03M 11/00; H03K  
17/94; H05K 5/00; H01H 3/125; H01H  
13/705; B41J 5/08  
See application file for complete search history.

(56) **References Cited**

**U.S. PATENT DOCUMENTS**

D616,886 S \* 6/2010 Andre ..... D14/392  
D653,665 S \* 2/2012 Maruyama ..... D14/392

D680,544 S \* 4/2013 Akana ..... D14/391  
D696,667 S \* 12/2013 Helwig ..... D14/392  
D740,824 S \* 10/2015 Zou ..... D14/392  
D740,831 S \* 10/2015 Colby ..... D14/455

**OTHER PUBLICATIONS**

Amazon.com web page depicting the Dell KM714 Wireless Keyboard, dated Feb. 16, 2016.

Amazon.com web page depicting Logitech S520 Keyboard, dated Feb. 16, 2016.

\* cited by examiner

*Primary Examiner* — Freda S Nunn

(74) *Attorney, Agent, or Firm* — Lando & Anastasi

(57) **CLAIM**

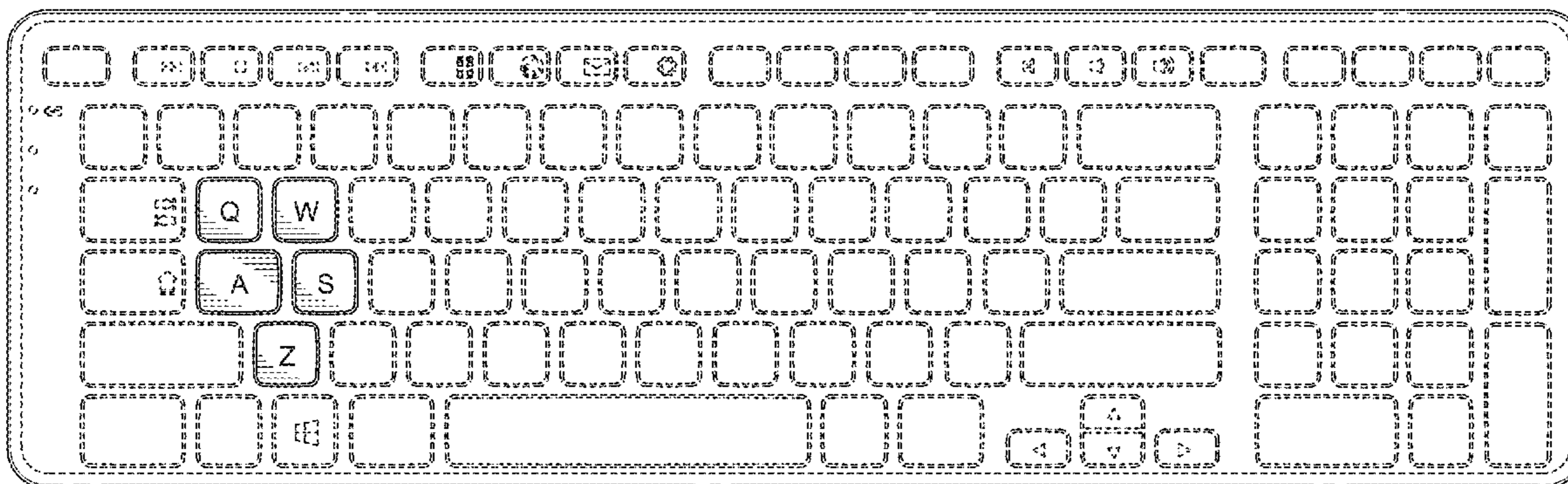
The ornamental design for a keyboard, as shown and described.

**DESCRIPTION**

FIG. 1 is a top view of a keyboard according to our new design;  
FIG. 2 is a bottom view thereof;  
FIG. 3 is a left side view thereof;  
FIG. 4 is a right side view thereof;  
FIG. 5 is a front view thereof; and,  
FIG. 6 is a rear view thereof.

The broken lines shown in the figures are for environmental purposes only and form no part of the claimed design.

**1 Claim, 3 Drawing Sheets**






FIG. 1

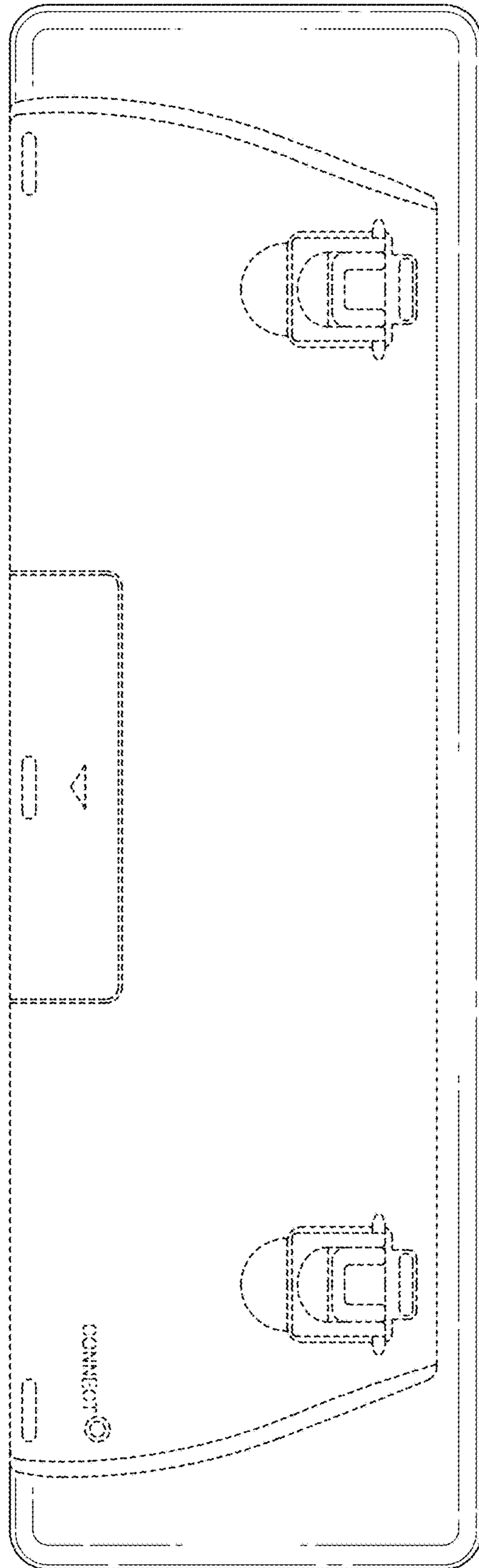


FIG. 2

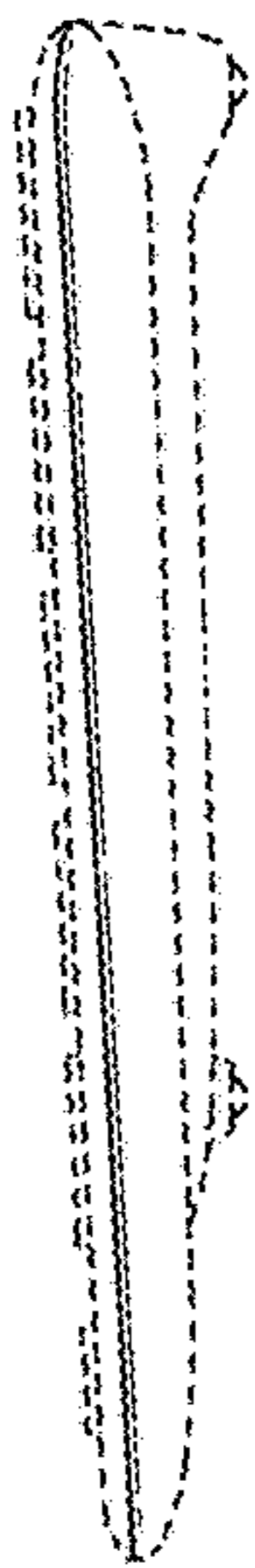


FIG. 3

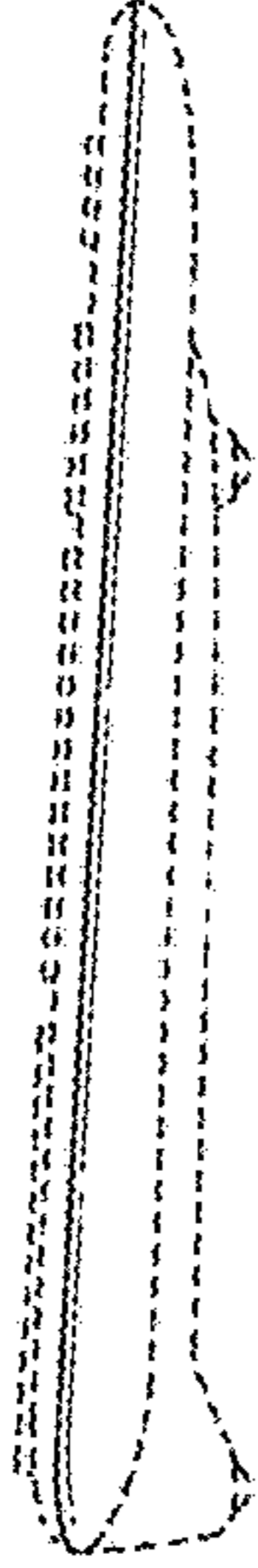


FIG. 4

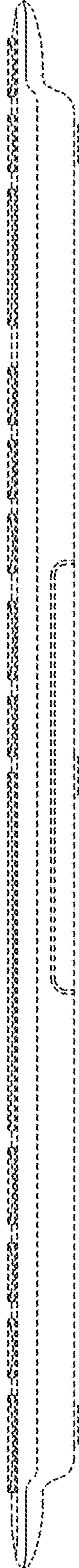


FIG. 5

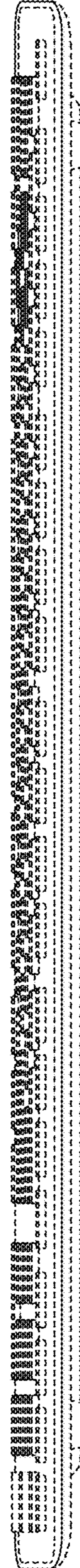


FIG. 6