



US00D794014S

(12) **United States Design Patent** (10) **Patent No.:** **US D794,014 S**  
**Magi** (45) **Date of Patent:** **\*\* Aug. 8, 2017**

(54) **DESKTOP COMPUTING DEVICE**  
(71) Applicant: **Intel Corporation**, Santa Clara, CA (US)  
(72) Inventor: **Aleksander Magi**, Aloha, OR (US)  
(73) Assignee: **Intel Corporation**, Santa Clara, CA (US)

(\*\*) Term: **15 Years**  
(21) Appl. No.: **29/540,691**

(22) Filed: **Sep. 25, 2015**  
(51) **LOC (10) Cl.** ..... **14-02**  
(52) **U.S. Cl.**  
USPC ..... **D14/348**

(58) **Field of Classification Search**  
USPC ..... D14/240, 300, 301, 308, 313, 314, D14/348-356, 364-368, 441-446, 188; D13/123, 158, 162, 184, 199; 312/223.1-223.3, 351.11; 360/99.01-99.12; 369/34.01-36.01; 361/679.31-679.33, 679.37, 679.39, 361/679.46, 679.53, 679.4, 679.41, 727  
CPC . G06F 1/20; G06F 1/181; G06F 1/187; G06F 1/183; G06F 1/184; H05K 7/16; H05K 7/1424; H05K 7/1409; H05K 7/20; H05K 7/20545; H05K 7/20727; H05K 7/1425; H05K 7/1488; H05K 7/183; H05K 7/14; H05H 7/20; G11B 33/126; G11B 33/128; G11B 33/08; G11B 33/02  
See application file for complete search history.

(56) **References Cited**  
U.S. PATENT DOCUMENTS  
D342,724 S \* 12/1993 Yurkonis ..... D14/353  
6,114,622 A \* 9/2000 Draeger ..... G06F 1/181  
174/384

D475,705 S \* 6/2003 Coglitore ..... D14/356  
D641,754 S \* 7/2011 Camarena ..... D14/356  
D661,670 S \* 6/2012 Huang ..... D14/125  
D674,367 S \* 1/2013 Dernier ..... D14/125  
D694,233 S \* 11/2013 Hoofnagle ..... D14/356  
D702,239 S \* 4/2014 Lee ..... D14/432  
D725,592 S \* 3/2015 Tsai ..... D13/103  
D737,204 S \* 8/2015 Jia ..... D13/123

\* cited by examiner  
*Primary Examiner* — Freda S Nunn  
(74) *Attorney, Agent, or Firm* — Patent Capital Group

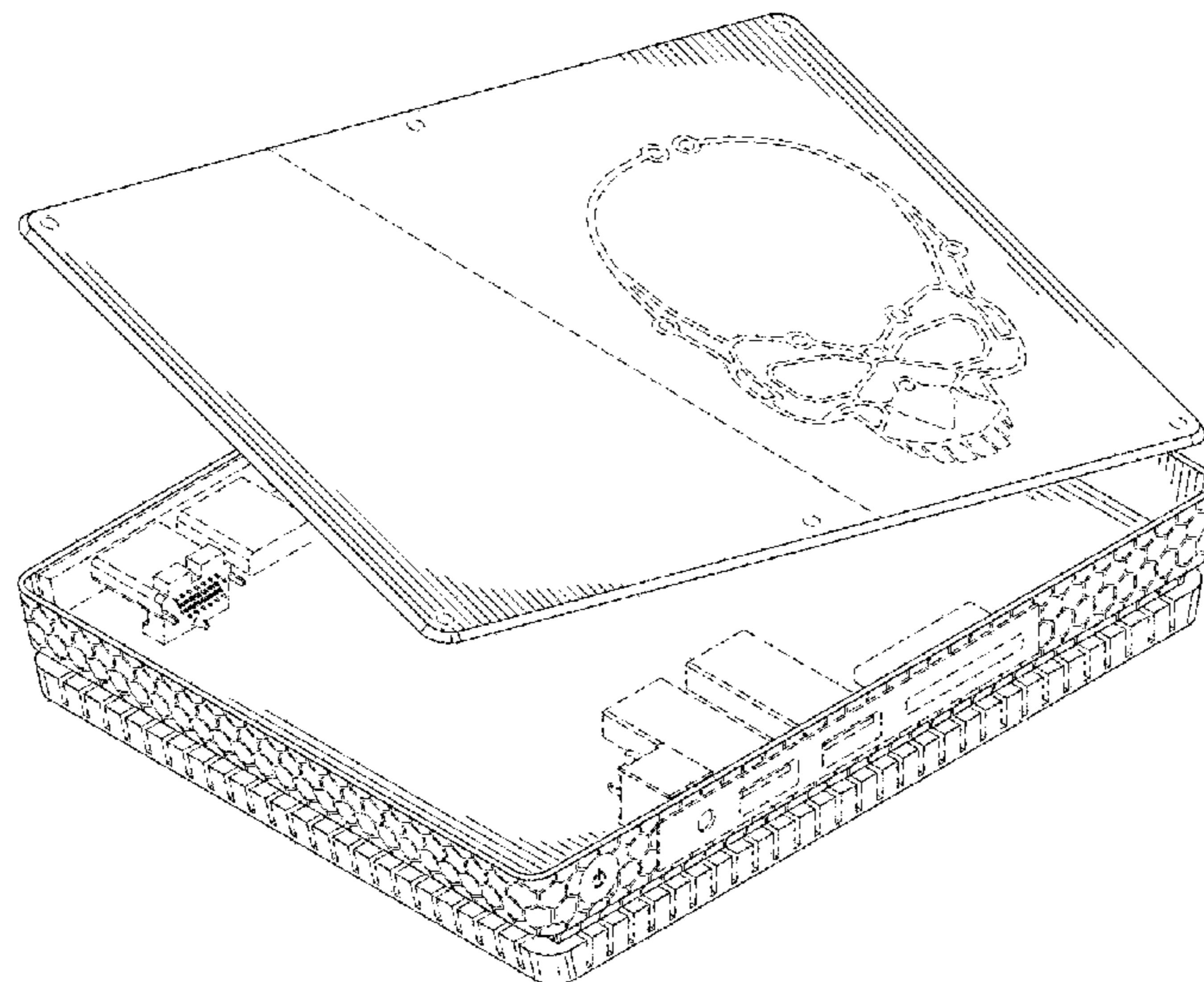
(57) **CLAIM**

The ornamental design for a desktop computing device, as shown and described.

**DESCRIPTION**

FIG. 1 is a perspective view of a desktop computing device; FIG. 2 is a front view thereof; FIG. 3 is a back view thereof; FIG. 4 is a left side view thereof; FIG. 5 is a right side view thereof; FIG. 6 is a top view thereof; FIG. 7 is a bottom view thereof; and, FIG. 8 is a perspective view thereof wherein the lid is removed.  
The broken lines shown in the FIGURES are for environment only and form no part of the claimed design. Non-oblique line shading is meant to show contour and not surface ornamentation.

**1 Claim, 6 Drawing Sheets**



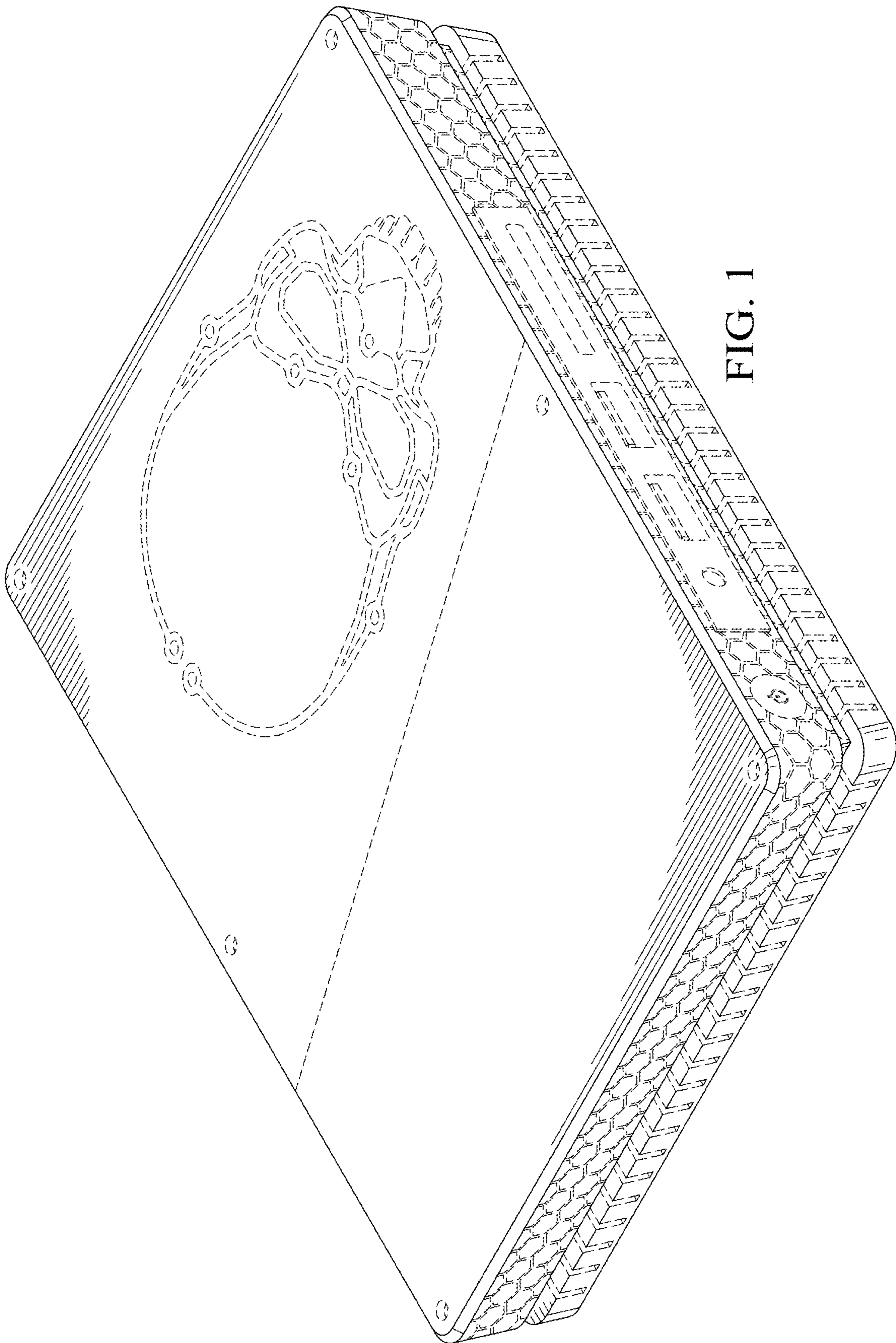


FIG. 1

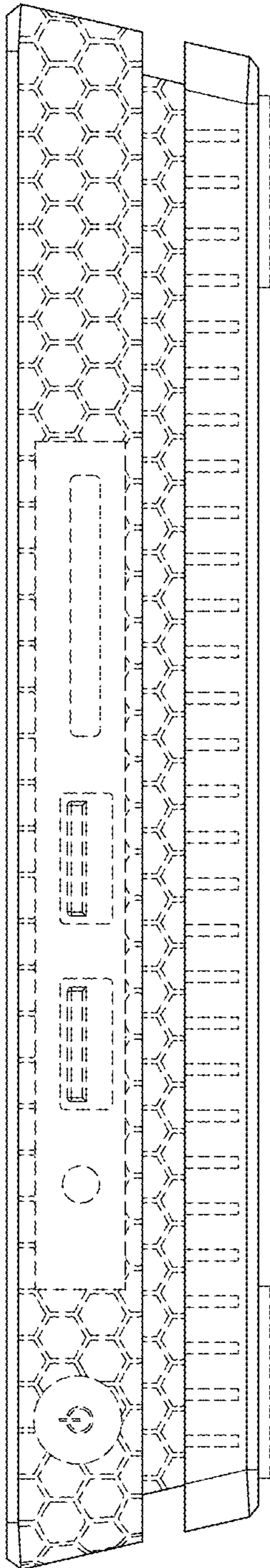


FIG. 2

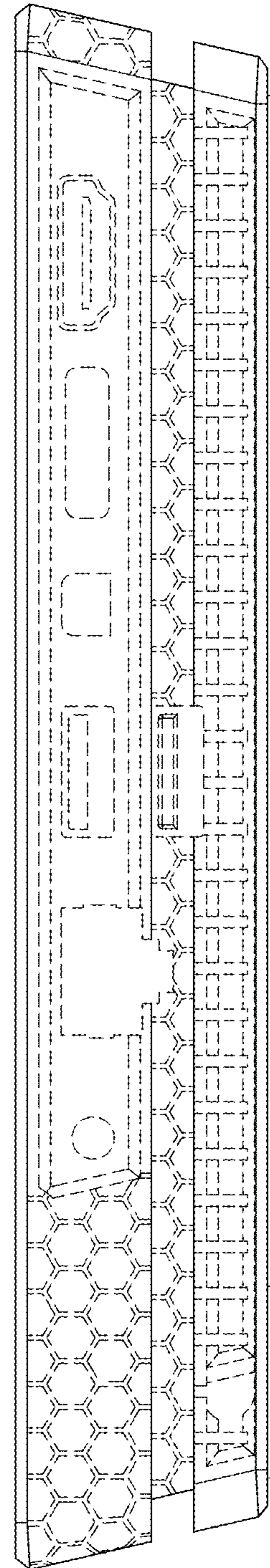


FIG. 3

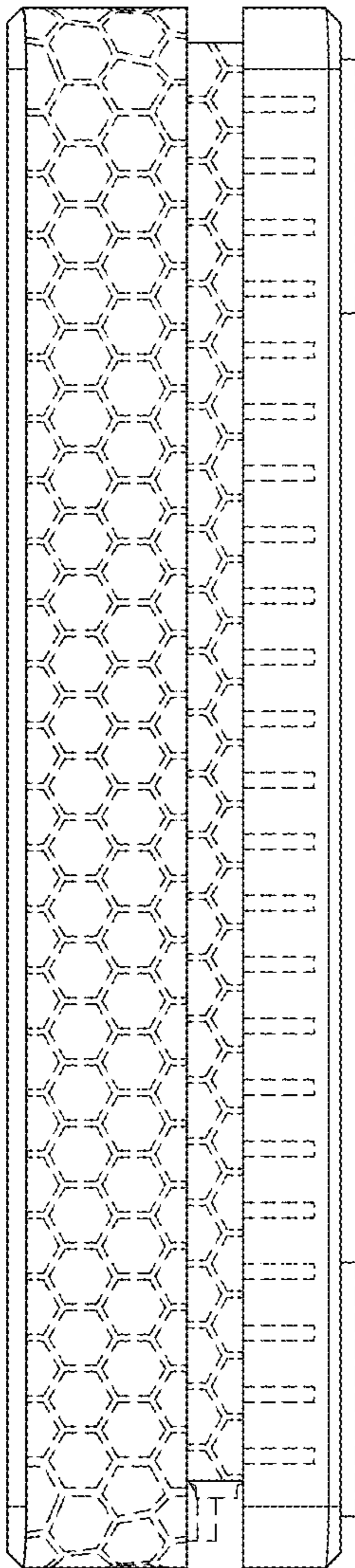


FIG. 4

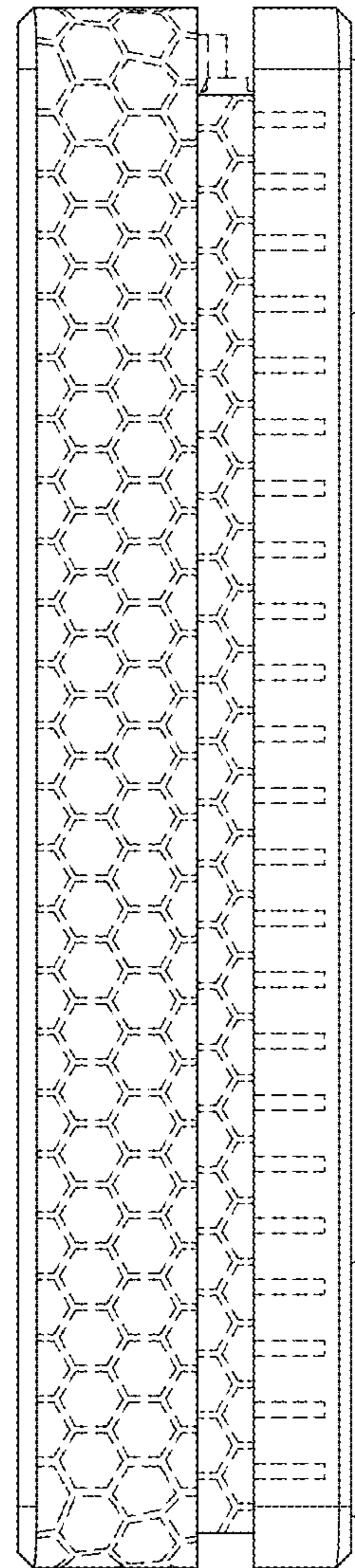


FIG. 5

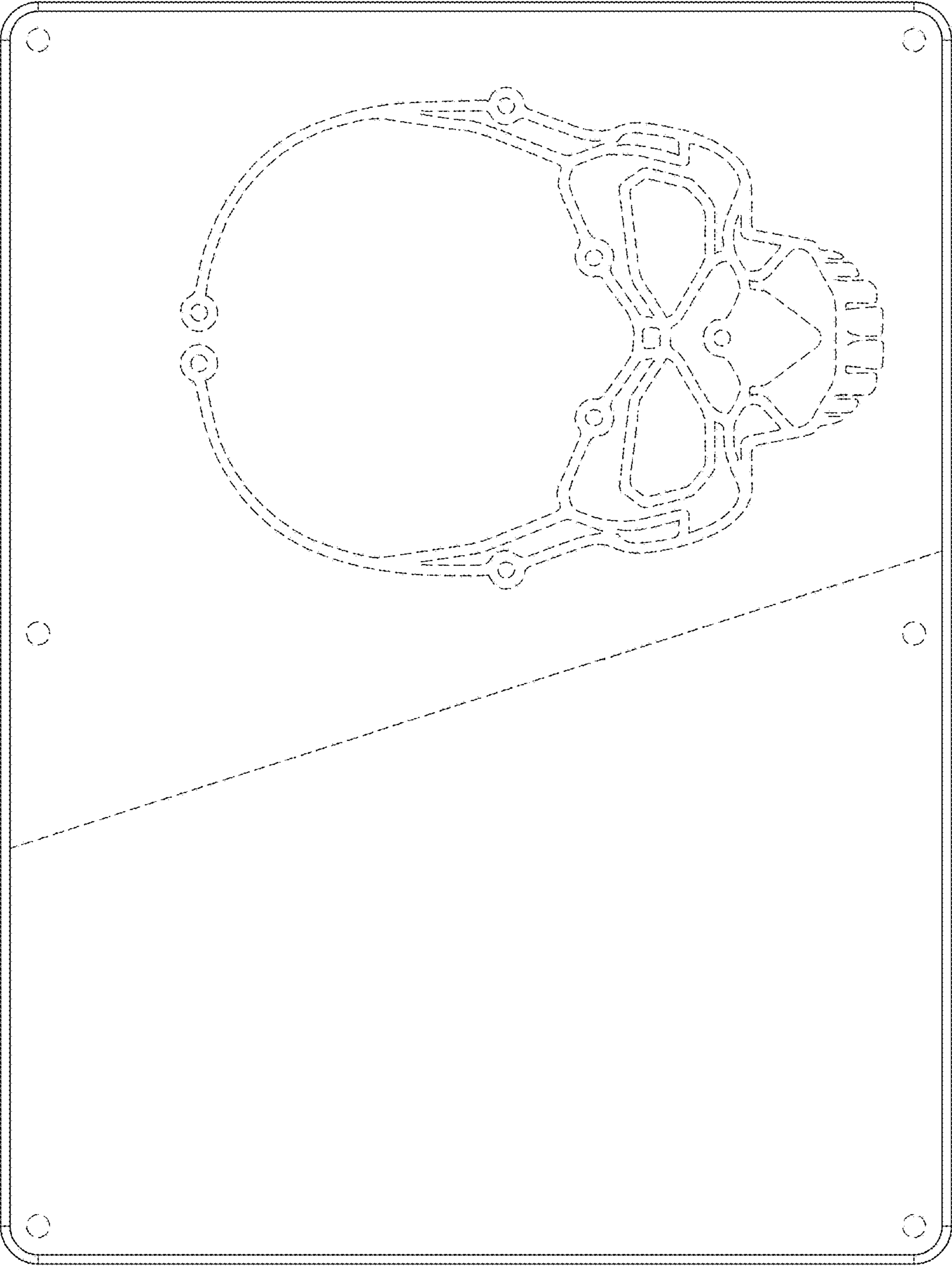


FIG. 6




FIG. 7

FIG. 8

