



US00D794011S

(12) **United States Design Patent** (10) **Patent No.:** **US D794,011 S**
Park et al. (45) **Date of Patent:** **** Aug. 8, 2017**

(54) **NOTEBOOK COMPUTER**
(71) Applicant: **LG Display Co., Ltd.**, Seoul (KR)
(72) Inventors: **In Sik Park**, Seoul (KR); **Jong Seo Yoon**, Seoul (KR); **Tae Hyun Kim**, Seoul (KR); **Kyung Ju Kim**, Goyang-si (KR); **Dong Jin Seo**, Paju-si (KR)
(73) Assignee: **LG DISPLAY CO., LTD.**, Seoul (KR)
(**) Term: **15 Years**
(21) Appl. No.: **29/558,538**
(22) Filed: **Mar. 18, 2016**
(51) **LOC (10) Cl.** **14-02**
(52) **U.S. Cl.**
USPC **D14/318**
(58) **Field of Classification Search**
USPC D14/315-327; D18/1, 2, 7, 11;
235/145 A, 145 R; 341/22, 23; 345/104,
345/156, 168, 169, 173; 361/679.08,
361/679.09, 679.11, 679.26, 679.27
CPC G06F 1/16; G06F 1/1616; G06F 1/1626;
G06F 1/1632; G06F 1/1613; G06F
1/1601; G06F 1/1618; G06F 1/162; G06F
1/166; G06F 1/1654; G06F 1/1681; G06F
1/1637; G06F 1/1688; G06F 1/1656;
H01R 35/02; H03M 11/00; G09B 13/04;
H03K 17/94; G09G 5/00; F16M 11/10;
H05K 5/00; H04M 1/0237
See application file for complete search history.

(56) **References Cited**
U.S. PATENT DOCUMENTS
6,771,494 B2 * 8/2004 Shimano G06F 1/1616
345/173
D558,753 S * 1/2008 Andre D14/315
D656,934 S * 4/2012 Lee D14/315

D679,705 S * 4/2013 McManigal D14/318
D686,613 S * 7/2013 Bowers D14/327
D727,314 S * 4/2015 Fukuoka D14/318
D739,854 S * 9/2015 Bowers D14/315
9,167,711 B2 * 10/2015 Lee G06F 1/1654
D743,958 S * 11/2015 Goh D14/315
2005/0041378 A1 * 2/2005 Hamada G06F 1/1616
361/679.01
2009/0115927 A1 * 5/2009 Chang G06F 1/1601
349/58
2011/0162987 A1 * 7/2011 Bekele G06F 1/1616
206/320
2011/0255727 A1 * 10/2011 Azuchi G06F 1/1616
381/333

* cited by examiner
Primary Examiner — Freda S Nunn
(74) *Attorney, Agent, or Firm* — Birch, Stewart, Kolasch & Birch, LLP

(57) **CLAIM**
The ornamental design for a notebook computer, as shown and described.

DESCRIPTION
FIG. 1 is a perspective view of a notebook computer showing our new design;
FIG. 2 is a front view thereof;
FIG. 3 is a rear view thereof;
FIG. 4 is a left side view thereof where the right side view is a mirror image;
FIG. 5 is a top plan view thereof;
FIG. 6 is a bottom plan view thereof; and,
FIG. 7 is perspective view thereof showing the usage of the computer.
The broken lines depict portions of the notebook computer that form no part of the claimed design. The dash-dot broken lines define the bounds of the claimed design and form no part thereof.

1 Claim, 7 Drawing Sheets

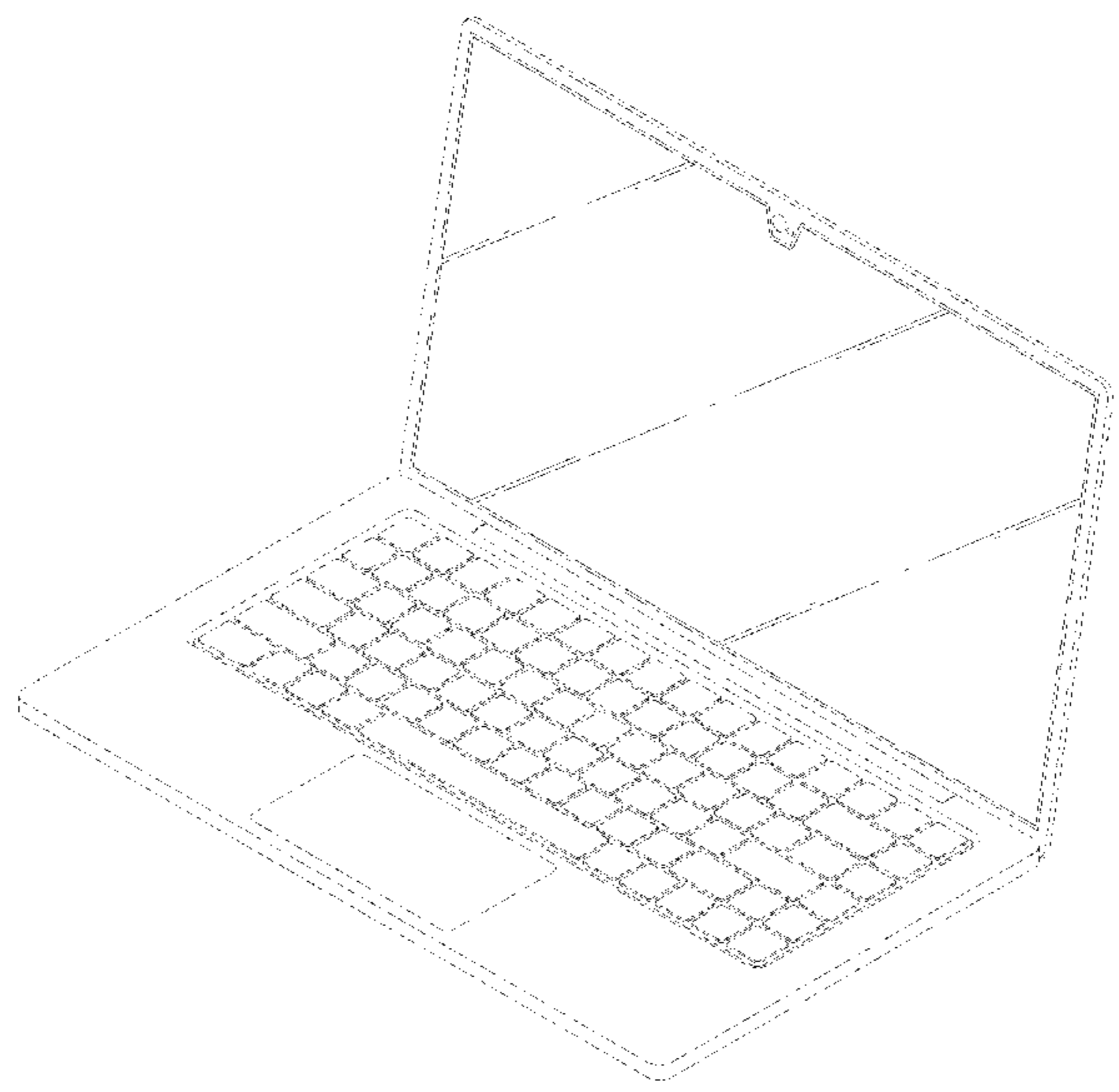


FIG. 1

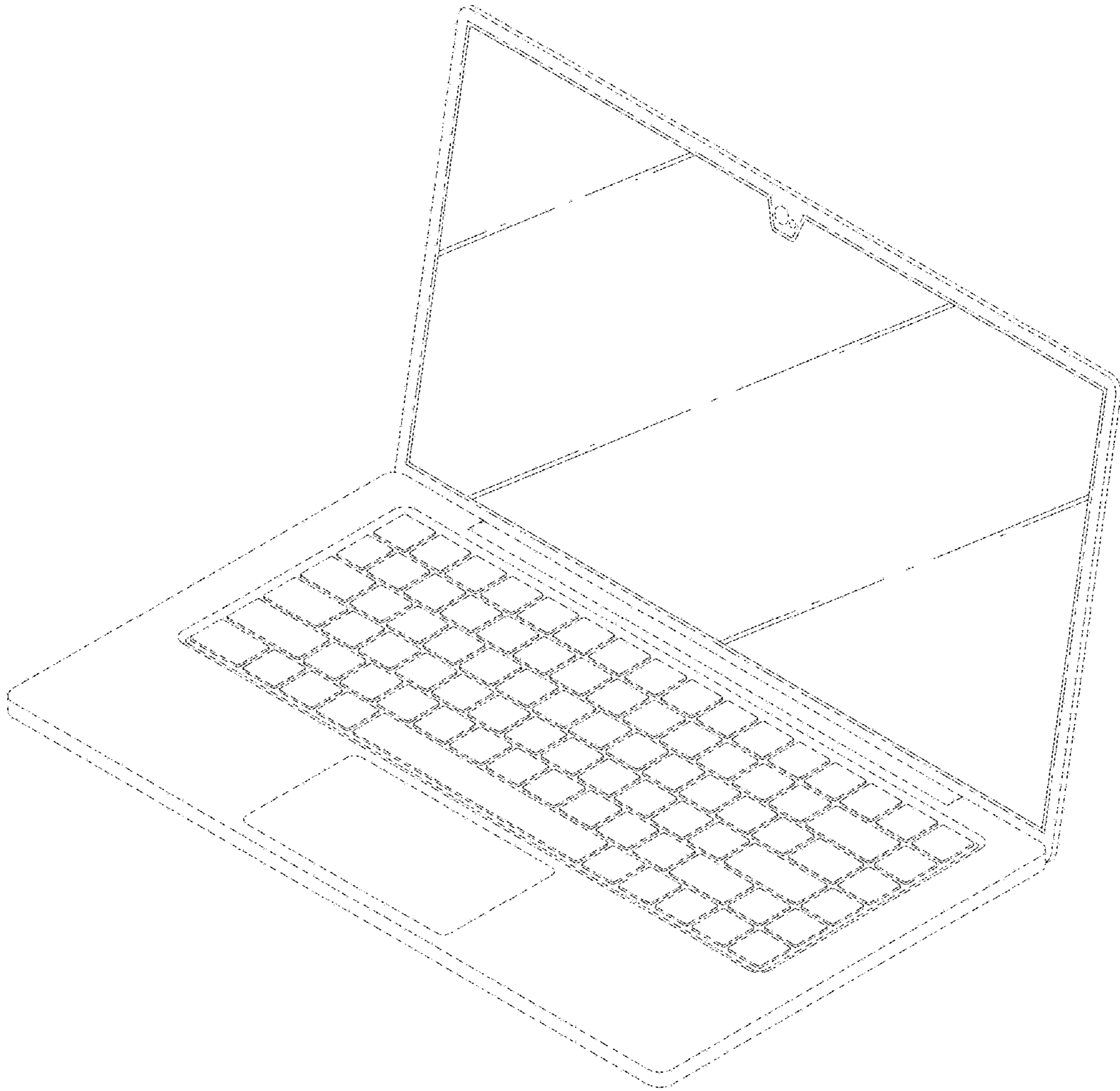


FIG. 2




FIG. 3



FIG. 4




FIG. 5

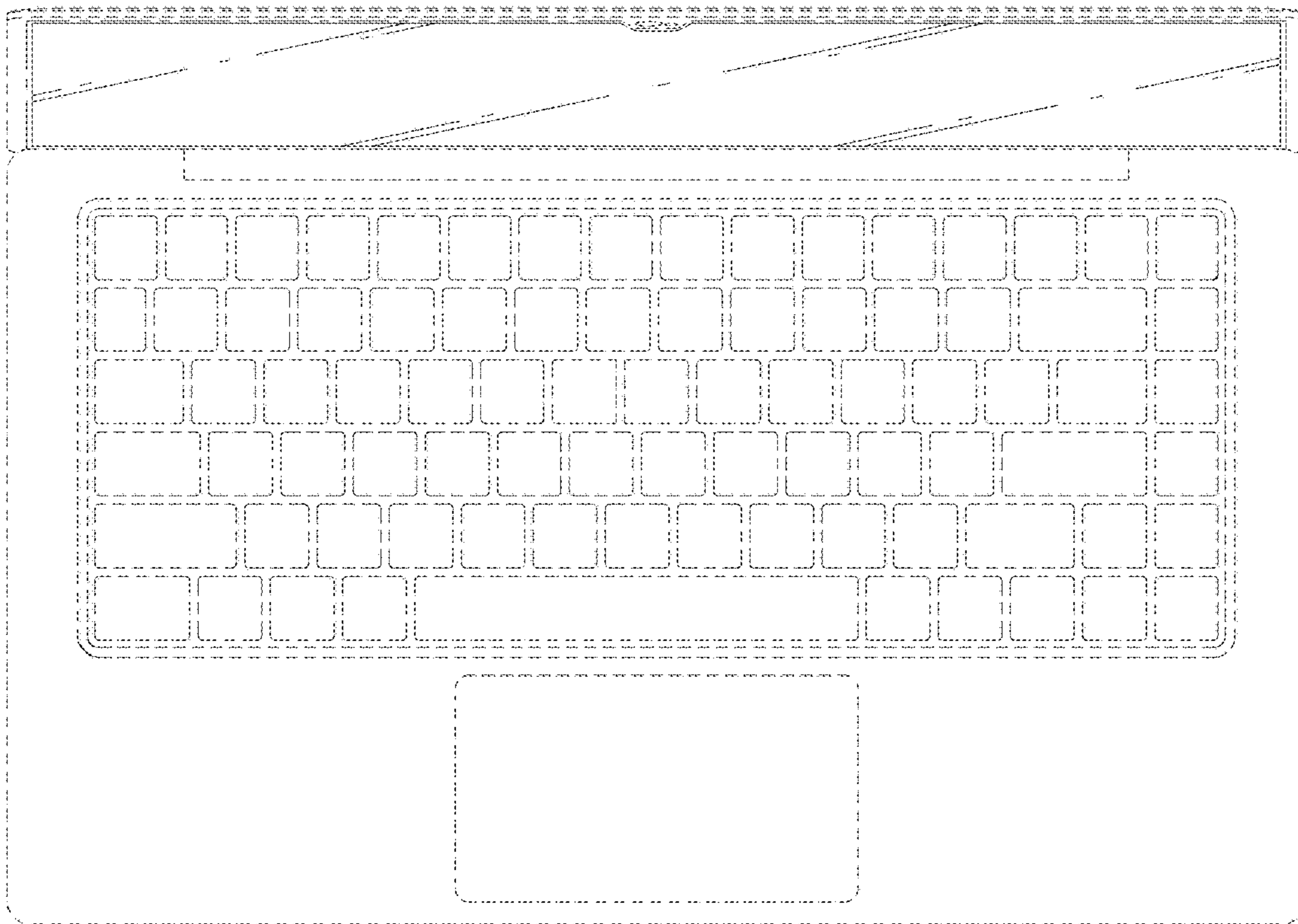


FIG. 6



