



US00D794009S

(12) **United States Design Patent** (10) **Patent No.:** **US D794,009 S**  
**Lee et al.** (45) **Date of Patent:** **\*\* Aug. 8, 2017**

- (54) **COVER FOR AN ELECTRONIC COMMUNICATIONS DEVICE**
- (71) Applicant: **Samsung Electronics Co., Ltd.**, Suwon-si (KR)
- (72) Inventors: **Ji Young Lee**, Seoul (KR); **Hong Gu Yeo**, Seongnam-si (KR); **Ji Hyun Ko**, Seoul (KR)
- (73) Assignee: **SAMSUNG ELECTRONICS CO., LTD.**, Suwon-si (KR)
- (\*\*) Term: **15 Years**
- (21) Appl. No.: **29/588,397**
- (22) Filed: **Dec. 20, 2016**

**Related U.S. Application Data**

- (63) Continuation of application No. 29/522,191, filed on Mar. 27, 2015, now Pat. No. Des. 777,718.

(30) **Foreign Application Priority Data**

Feb. 16, 2015 (KR) ..... 30-2015-0008483

- (51) **LOC (10) Cl.** ..... **14-03**
- (52) **U.S. Cl.**  
USPC ..... **D14/250**

(58) **Field of Classification Search**

USPC ..... D14/238.1, 440, 203.3–203.7, 217, 240, D14/447, 250, 248, 251–253; D3/201, D3/218, 247, 269, 273, 301, 303; D13/103, 107–108, 119  
 CPC ..... H04B 1/3888; H04M 1/0283; H04M 1/0202; A45C 1/06; A45C 2011/002; A45C 11/00; A45C 13/02; A45F 2005/026; A45F 2200/0525; A45F 2200/0516

See application file for complete search history.

(56) **References Cited**

U.S. PATENT DOCUMENTS

D414,033 S	9/1999	Rohm	
D582,405 S *	12/2008	Andre	D3/299
D637,589 S	5/2011	Willes	
D641,348 S *	7/2011	Kim	D14/250
D646,266 S *	10/2011	Kim	D14/250
D652,829 S	1/2012	Kim	
D657,354 S	4/2012	Kim	
D674,799 S *	1/2013	Kim	D14/440
D674,803 S *	1/2013	Westrup	A45C 3/02 D14/440
D678,260 S *	3/2013	Bau	D14/132
D679,694 S	4/2013	Fahrendorff	
D686,199 S	7/2013	Fahrendorff	

(Continued)

*Primary Examiner* — Carla Jobe Wright

(74) *Attorney, Agent, or Firm* — McAndrews Held & Malloy, Ltd.


(57) **CLAIM**

The ornamental design for a cover for an electronic communications device, as shown and described.

**DESCRIPTION**

FIG. 1 is a front perspective view of a cover for an electronic communications device showing our new design in a closed configuration;  
 FIG. 2 is a front view thereof;  
 FIG. 3 is a rear view thereof;  
 FIG. 4 is a left-side elevation view thereof;  
 FIG. 5 is a right-side elevation view thereof;  
 FIG. 6 is a top plan view thereof;  
 FIG. 7 is a bottom plan view thereof; and,  
 FIG. 8 is a front perspective view thereof showing our new design in an open configuration.  
 The dashed broken lines in the drawings illustrate portions of the cover that form no part of the claimed design.

**1 Claim, 6 Drawing Sheets**



(56)

References Cited

U.S. PATENT DOCUMENTS

8,490,783 B1 7/2013 Fan  
 D694,741 S 12/2013 Kim  
 D704,689 S 5/2014 Chang  
 D705,207 S 5/2014 Kim  
 D711,861 S 8/2014 Mei  
 D712,391 S \* 9/2014 Kim ..... D14/250  
 D714,054 S \* 9/2014 Kershenstein ..... D3/269  
 D714,280 S 9/2014 Ahn  
 D714,550 S 10/2014 Yoo  
 D716,286 S 10/2014 Ahn  
 D723,020 S \* 2/2015 Kim ..... D14/250  
 D728,552 S 5/2015 Kim  
 D728,553 S \* 5/2015 Kim ..... D14/250  
 D744,493 S 12/2015 Kim  
 D745,780 S \* 12/2015 Feng ..... D3/269  
 9,206,630 B2 12/2015 Kim  
 D747,705 S 1/2016 Kim  
 D750,608 S 3/2016 Kim

D751,539 S \* 3/2016 Ahn ..... D14/250  
 D751,541 S \* 3/2016 Kim ..... D14/250  
 9,307,656 B2 \* 4/2016 Murchison ..... H05K 5/0013  
 D755,168 S \* 5/2016 Kim ..... D14/250  
 D755,765 S \* 5/2016 Kim ..... D14/250  
 D755,769 S 5/2016 Kim  
 D762,205 S \* 7/2016 Dang ..... D14/250  
 D763,839 S 8/2016 Shin  
 D765,626 S \* 9/2016 Tattari ..... D14/250  
 D765,630 S \* 9/2016 Harata ..... D14/250  
 D767,888 S \* 10/2016 Kim ..... D3/249  
 D776,102 S \* 1/2017 Kim ..... D14/250  
 D777,718 S \* 1/2017 Lee ..... D14/250  
 D781,278 S \* 3/2017 Kim ..... D14/250  
 2011/0290687 A1 12/2011 Han  
 2012/0043234 A1 2/2012 Westrup  
 2012/0085679 A1 4/2012 Kim  
 2014/0185206 A1 \* 7/2014 Kim ..... H05K 5/0017  
 361/679.01  
 2016/0070407 A1 3/2016 Jeon

\* cited by examiner

FIG.1

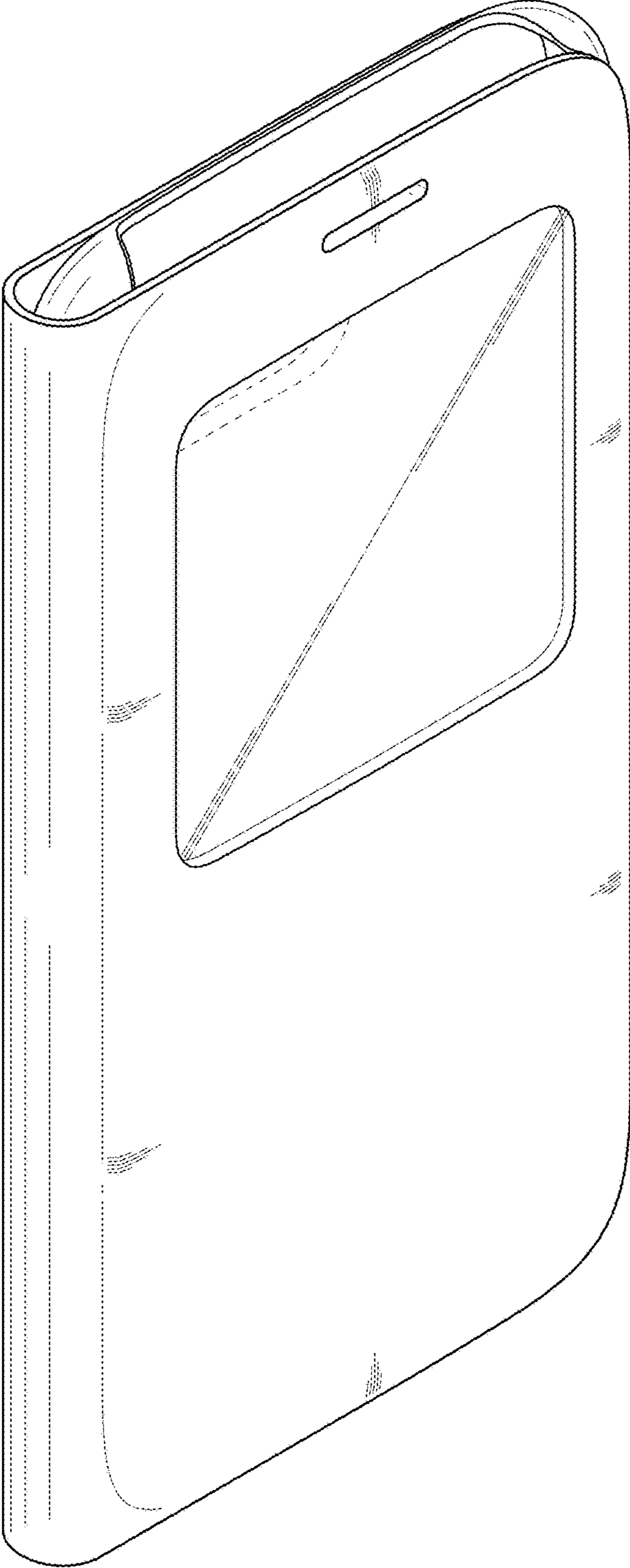


FIG.2

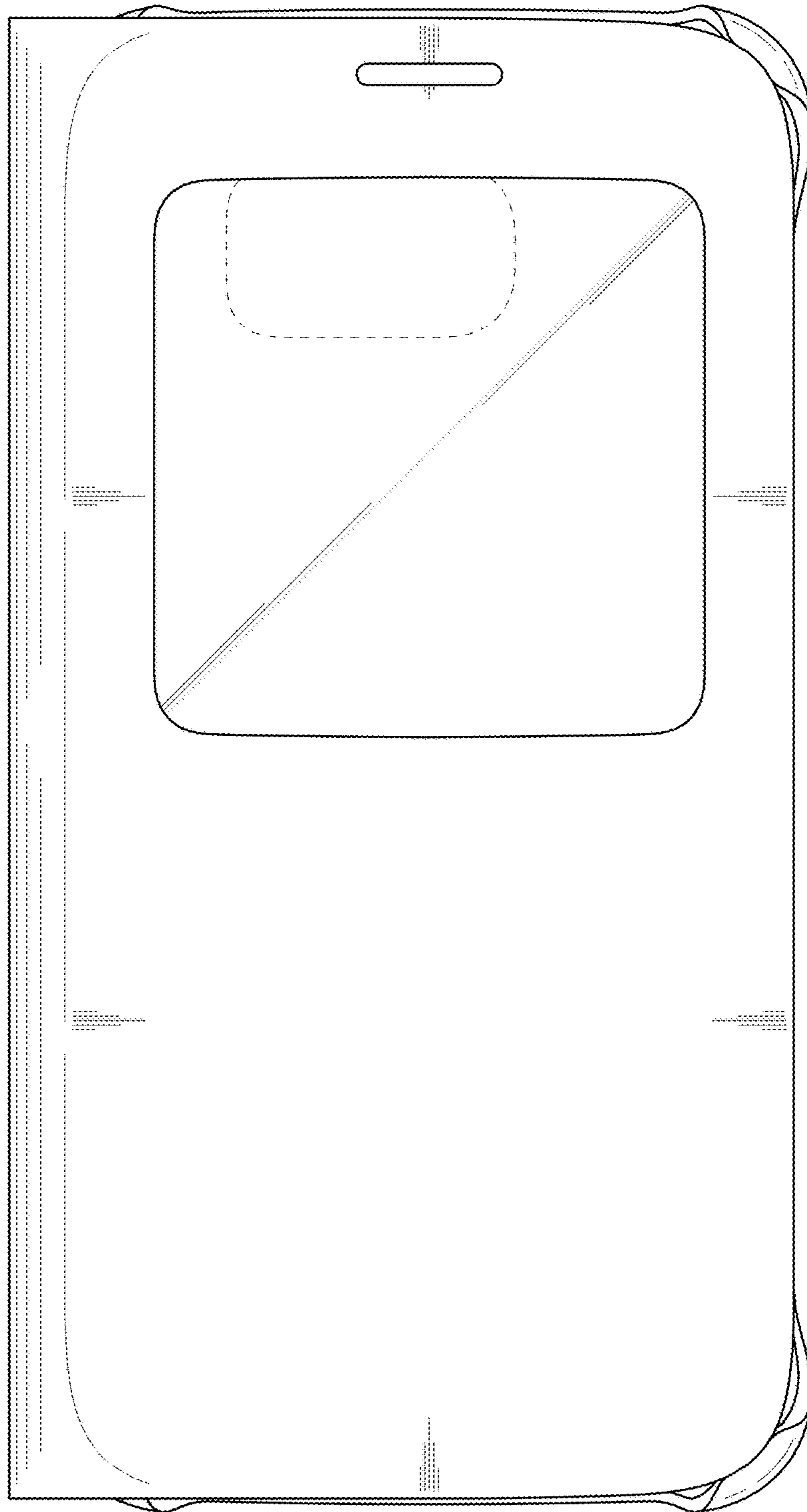


FIG.3




FIG.4




FIG.5




FIG.6




FIG.7

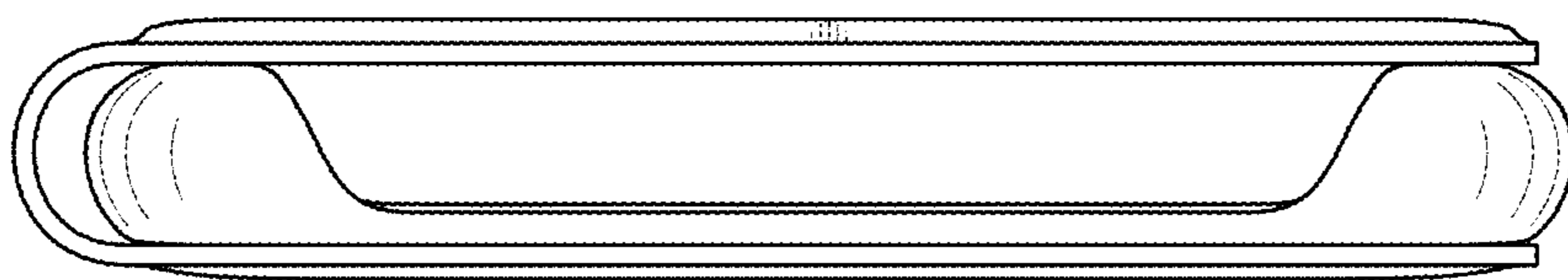


FIG.8

