



US00D794008S

(12) **United States Design Patent** (10) **Patent No.:** **US D794,008 S**
Lee et al. (45) **Date of Patent:** **** Aug. 8, 2017**

(54) **COVER FOR AN ELECTRONIC COMMUNICATIONS DEVICE**

(71) Applicant: **Samsung Electronics Co., Ltd.**, Suwon-si (KR)

(72) Inventors: **Ji Young Lee**, Seoul (KR); **Hyok Su Choi**, Seoul (KR); **Min Hyouk Kim**, Seongnam-si (KR)

(73) Assignee: **SAMSUNG ELECTRONICS CO., LTD.**, Suwon-si (KR)

(**) Term: **15 Years**

(21) Appl. No.: **29/588,392**

(22) Filed: **Dec. 20, 2016**

Related U.S. Application Data

(63) Continuation of application No. 29/522,154, filed on Mar. 27, 2015, now Pat. No. Des. 777,159.

(30) **Foreign Application Priority Data**

Feb. 16, 2015 (KR) 30-2015-0008462

(51) **LOC (10) Cl.** **14-03**

(52) **U.S. Cl.**
USPC **D14/250**

(58) **Field of Classification Search**

USPC D14/238.1, 440, 203.3–203.7, 217, 240, D14/447, 250, 248, 251–253; D3/201, D3/218, 247, 269, 273, 301, 303; D13/103, 107–108, 119

CPC H04B 1/3888; H04M 1/0283; H04M 1/0202; A45C 1/06; A45C 2011/002; A45C 11/00; A45C 13/02; A45F 2005/026; A45F 2200/0525; A45F 2200/0516

See application file for complete search history.

(56) **References Cited**

U.S. PATENT DOCUMENTS

D582,405 S	*	12/2008	Andre	D3/299
D637,589 S		5/2011	Willes		
D641,348 S	*	7/2011	Kim	D14/250
D646,266 S	*	10/2011	Kim	D14/250
D652,829 S		1/2012	Kim		
D657,354 S		4/2012	Kim		
D668,247 S	*	10/2012	Kim	D14/253
D674,799 S	*	1/2013	Kim	D14/440
D678,260 S	*	3/2013	Bau	D14/132
D679,694 S		4/2013	Fahrendorff		
D686,199 S		7/2013	Fahrendorff		
D694,741 S		12/2013	Kim		
D696,256 S		12/2013	Piedra		

(Continued)

Primary Examiner — Carla Jobe Wright

(74) *Attorney, Agent, or Firm* — McAndrews Held & Malloy, Ltd.

(57) **CLAIM**

The ornamental design for a cover for an electronic communications device, as shown and described.

DESCRIPTION

FIG. 1 is a front perspective view of a cover for an electronic communications device showing our new design in a closed configuration;

FIG. 2 is a front view thereof;

FIG. 3 is a rear view thereof;

FIG. 4 is a left-side elevation view thereof;

FIG. 5 is a right-side elevation view thereof;

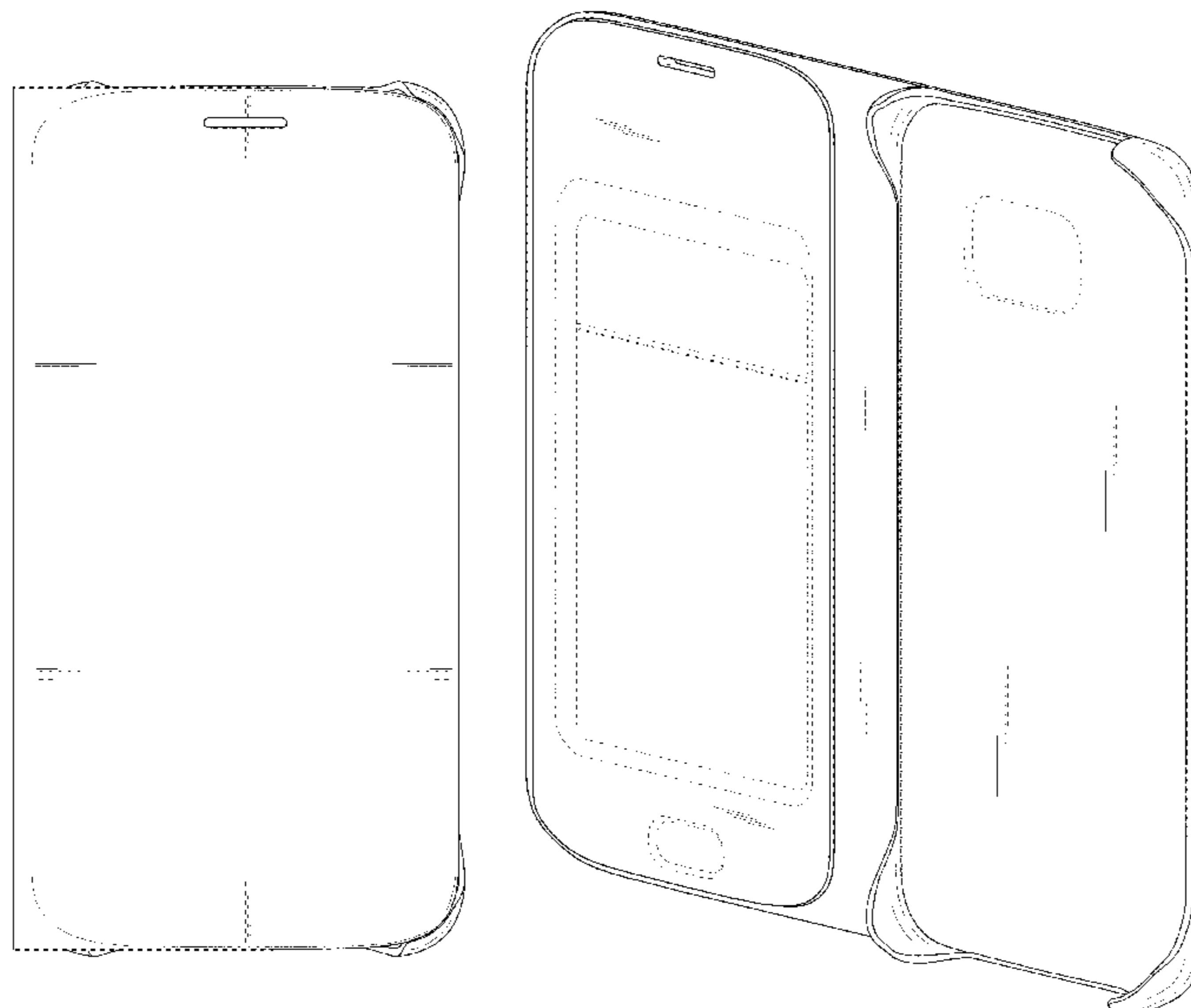
FIG. 6 is a top plan view thereof;

FIG. 7 is a bottom plan view thereof; and,

FIG. 8 is a front perspective view thereof showing our new design in an open configuration.

The dashed broken lines in the drawings illustrate portions of the cover that form no part of the claimed design.

1 Claim, 6 Drawing Sheets



(56)

References Cited

U.S. PATENT DOCUMENTS

D698,773	S	2/2014	Wildner	
D702,673	S	4/2014	Murchison	
D704,689	S	5/2014	Chang	
D706,753	S	6/2014	Kim	
D707,218	S *	6/2014	Yoonyoung	D14/250
D711,861	S	8/2014	Mei	
D712,391	S *	9/2014	Kim	D14/250
D712,393	S	9/2014	Kim	
D713,834	S	9/2014	Almstrom	
D714,054	S *	9/2014	Kershenstein	D3/269
D724,092	S *	3/2015	Zangari	D14/440
D727,916	S	4/2015	Melmon	
D729,522	S	5/2015	Kim	
D733,150	S	6/2015	Sirichai	
D745,780	S *	12/2015	Feng	D3/269
D748,084	S *	1/2016	Kim	D14/250
9,307,656	B2 *	4/2016	Murchison	H05K 5/0013
D755,168	S *	5/2016	Kim	D14/250
D760,708	S *	7/2016	Hirst	D14/250
D765,626	S *	9/2016	Tattari	D14/250
D765,631	S *	9/2016	Harata	D14/250
D767,888	S *	10/2016	Kim	D3/249
D776,102	S *	1/2017	Kim	D14/250
D777,159	S *	1/2017	Lee	D14/250
D777,161	S *	1/2017	Lee	D14/250
D777,421	S *	1/2017	Grote	D14/250
D779,474	S *	2/2017	Kim	D14/250
2011/0290687	A1	12/2011	Han	
2012/0043234	A1 *	2/2012	Westrup	A45C 3/02 206/320
2012/0085679	A1	4/2012	Kim	
2015/0230570	A1	8/2015	Kim	

* cited by examiner

FIG.1




FIG.2




FIG.3

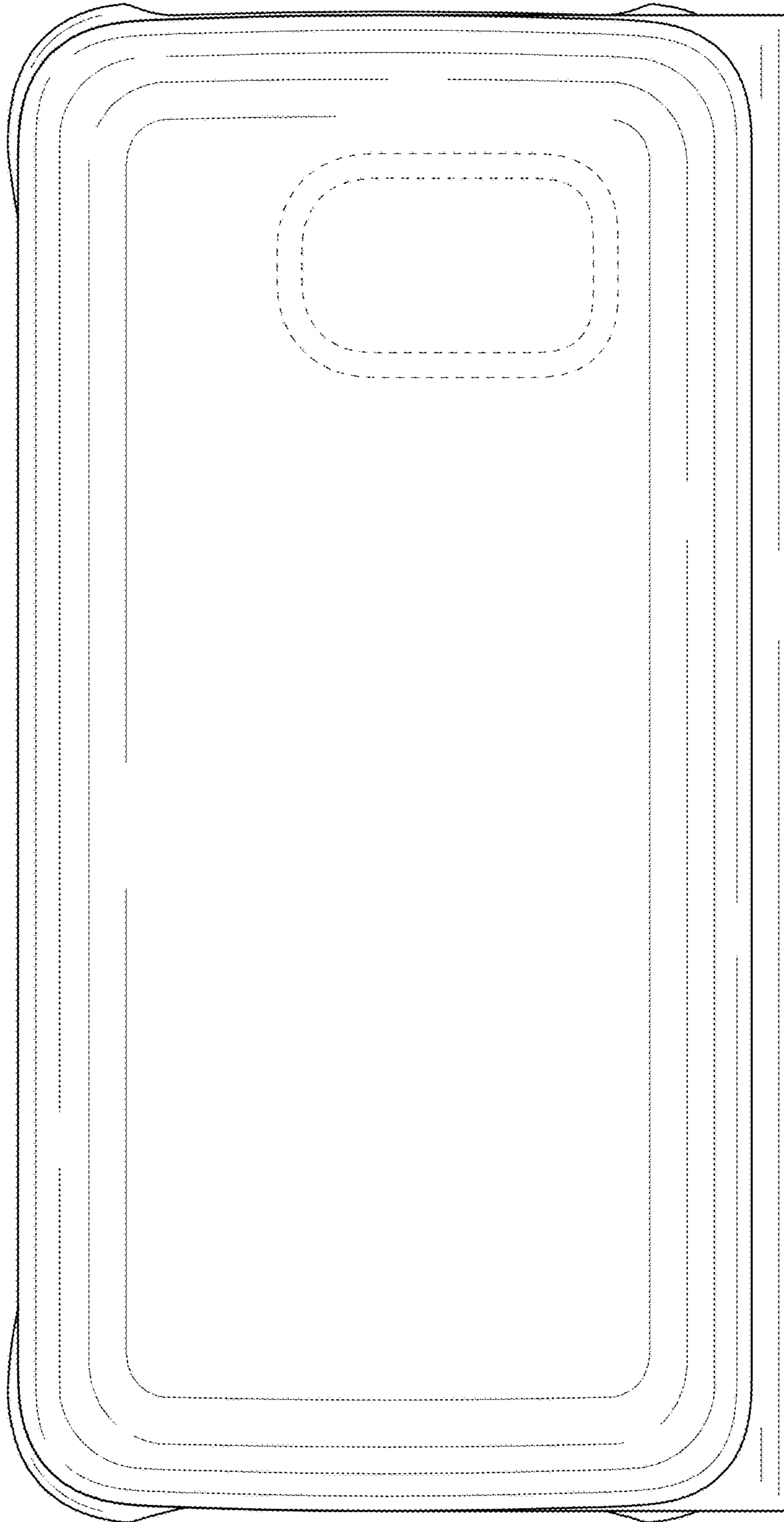


FIG.4

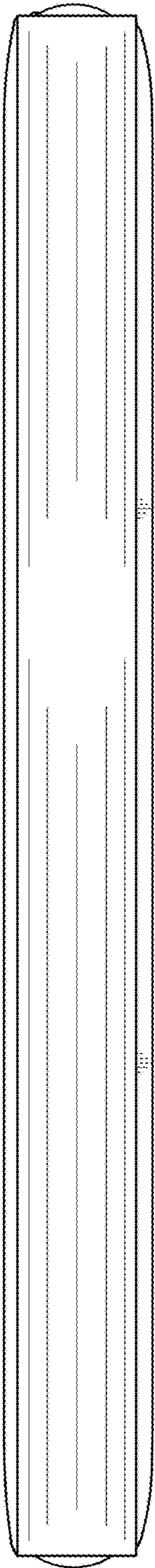


FIG.5




FIG.6

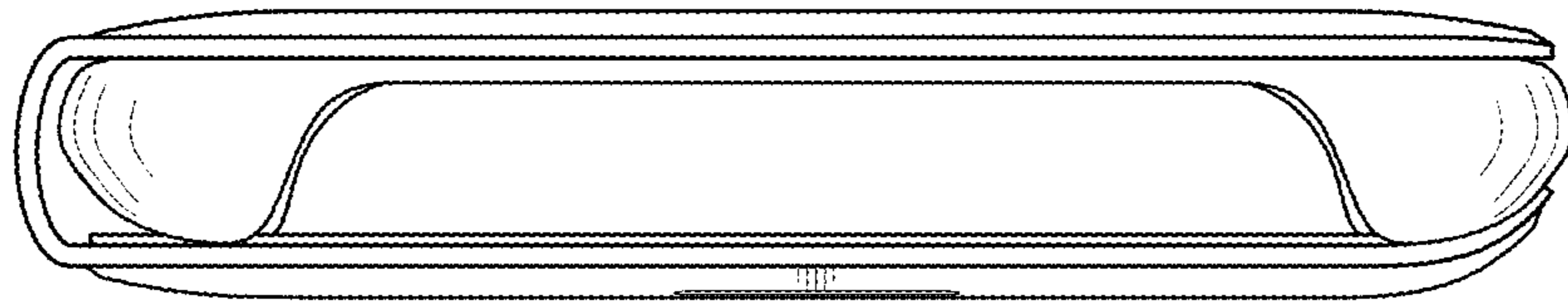


FIG.7

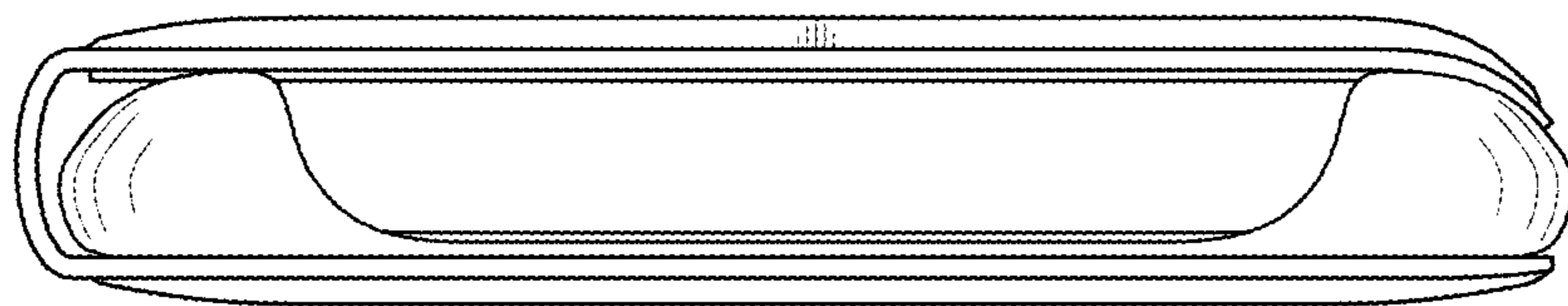


FIG.8

