



US00D794006S

(12) **United States Design Patent** (10) **Patent No.:** **US D794,006 S**
Dong (45) **Date of Patent:** **** Aug. 8, 2017**

- (54) **SMARTPHONE CASE**
- (71) Applicant: **Brillotech Inc.**, Alpharetta, GA (US)
- (72) Inventor: **Lei Dong**, Alpharetta, GA (US)
- (73) Assignee: **Brillotech Inc.**, Alpharetta, GA (US)
- (**) Term: **14 Years**
- (21) Appl. No.: **29/502,704**
- (22) Filed: **Sep. 18, 2014**
- (51) **LOC (10) Cl.** **14-03**
- (52) **U.S. Cl.**
USPC **D14/250**
- (58) **Field of Classification Search**
USPC D14/238.1, 440, 203.3–203.7, 217, 240,
D14/248, 251–253, 447, 496, 250;
D3/201, 218, 247, 269, 273, 301, 303;
D13/103, 107–108, 119
CPC H04B 1/3888; H04M 1/0283; H04M
1/0202; A45C 1/06; A45C 2011/002;
A45C 11/00; A45C 13/02; A45F
2005/026; A45F 2200/0525; A45F
2200/0516
See application file for complete search history.

D746,805 S * 1/2016 Kim D14/250
D747,707 S * 1/2016 Roberts D14/250
(Continued)

OTHER PUBLICATIONS

iPhone 6S Case, SUPCASE Apple iPhone 6 (2014) / iPhone 6S (2015) Case 4.7 Inch [Unicorn Beetle Series] Hybrid Bumper Cover; earliest customer review on Sep. 19, 2014; URL:<https://www.amazon.com/iPhone-SUPCASE-Unicorn-Beetle-Hybrid/dp/B00MYZVWC4?th=1>, retrieved from internet on Dec. 15, 2016.*

Primary Examiner — Carla Jobe Wright
(74) *Attorney, Agent, or Firm* — Wang Law Firm, Inc.

(57) **CLAIM**

The ornamental design for a smartphone case, as shown and described.

DESCRIPTION

FIG. 1 is a front perspective view;
FIG. 2 is a front view;
FIG. 3 is a left view;
FIG. 4 is a rear view;
FIG. 5 is a right view;
FIG. 6 is a top view;
FIG. 7 is a bottom view;
FIG. 8 is a cross-sectional view taken in the direction of line 8-8 of FIG. 4; and,
FIG. 9 is a cross-sectional view taken in the direction of line 9-9 of FIG. 7.

The dot-dash broken lines in FIG. 1 represent the path along which the environmental smartphone is separated from the case. The dashed broken lines throughout the figures depict an environmental smartphone and portions of the case that form no part of the claimed design. The interior of the case, the broken lines, and the unshaded regions bounded by broken lines form no part of the claimed design.

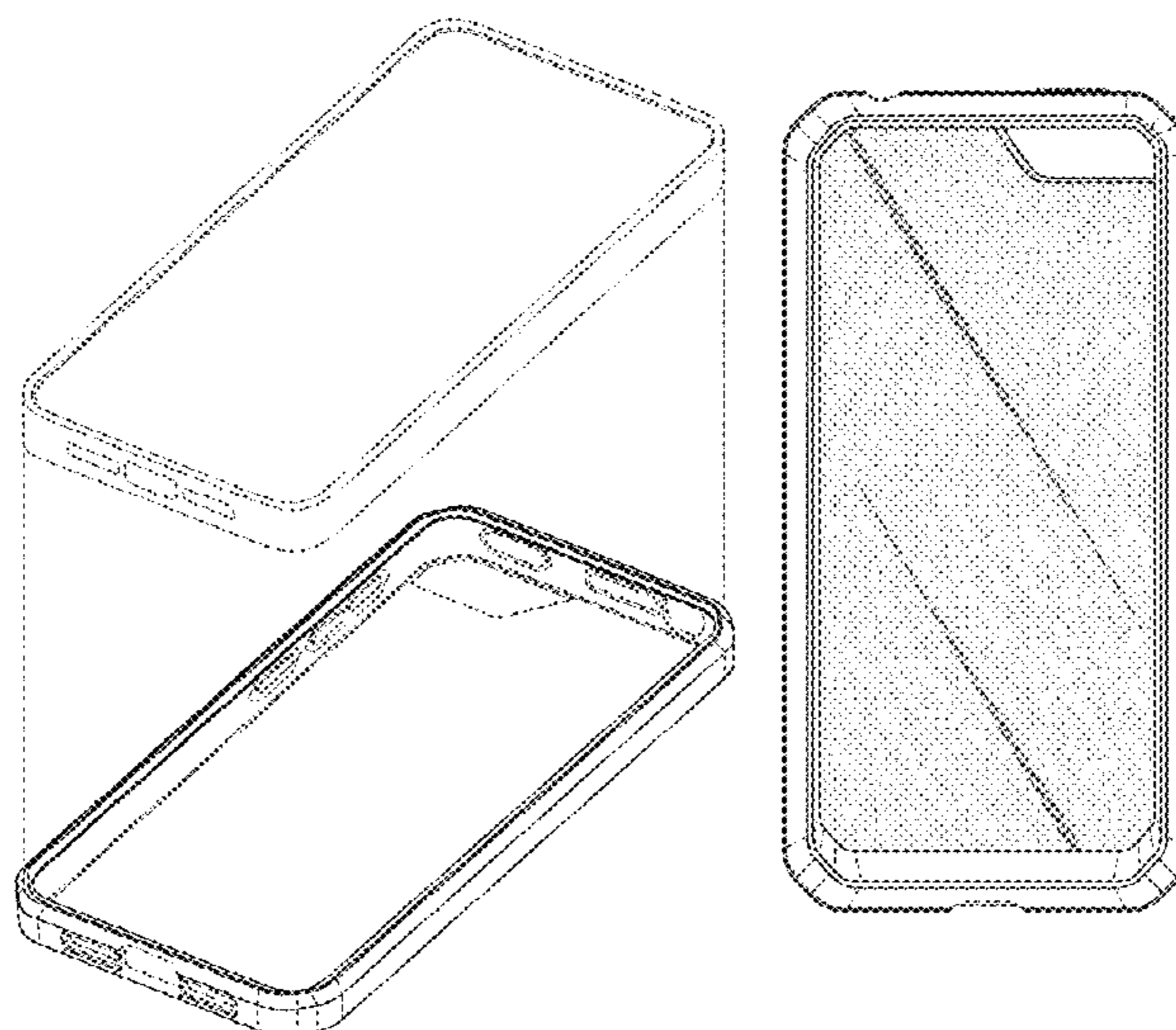
The combination of stippled shading and oblique line shading shown in FIG. 2 represents a darkened transparent surface.

1 Claim, 4 Drawing Sheets

(56) **References Cited**

U.S. PATENT DOCUMENTS

- D683,338 S * 5/2013 Wilson D14/250
- D685,779 S * 7/2013 Schriefer D14/250
- 8,676,281 B1 * 3/2014 Caulder H04M 1/0283
455/575.1
- D709,057 S * 7/2014 Wilson D14/250
- D709,485 S * 7/2014 Bishop D14/250
- 8,781,109 B2 * 7/2014 Hong H04B 1/3888
379/441
- D714,276 S * 9/2014 Hu D14/250
- D721,067 S * 1/2015 Su D14/250
- D723,531 S * 3/2015 Katzke D14/250
- D740,798 S * 10/2015 Poon D14/250



(56)

References Cited

U.S. PATENT DOCUMENTS

D747,708 S *	1/2016	Roberts	D14/250
D748,613 S *	2/2016	Sasaki	D14/250
D751,058 S *	3/2016	Cocchia	D14/250
D755,772 S *	5/2016	Sasaki	D14/250
D756,977 S *	5/2016	Schriefer	D14/250
D762,633 S *	8/2016	Fife	D14/250
D765,645 S *	9/2016	Kim	D14/250
D766,226 S *	9/2016	Wu	D14/250
D766,227 S *	9/2016	Wu	D14/250
2013/0045782 A1 *	2/2013	Simmer	H04M 1/035 455/575.8

* cited by examiner

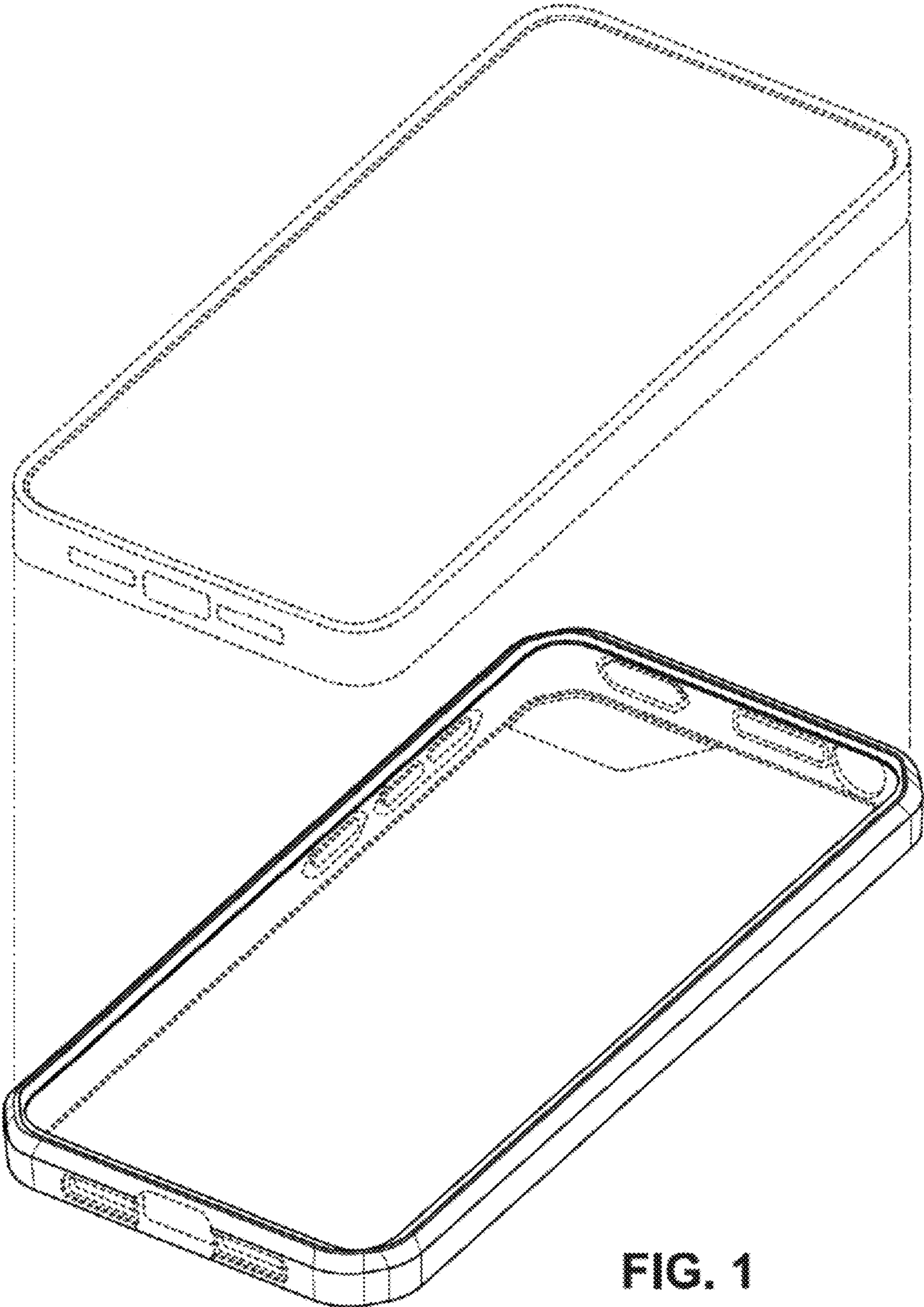


FIG. 1




FIG. 2




FIG. 3

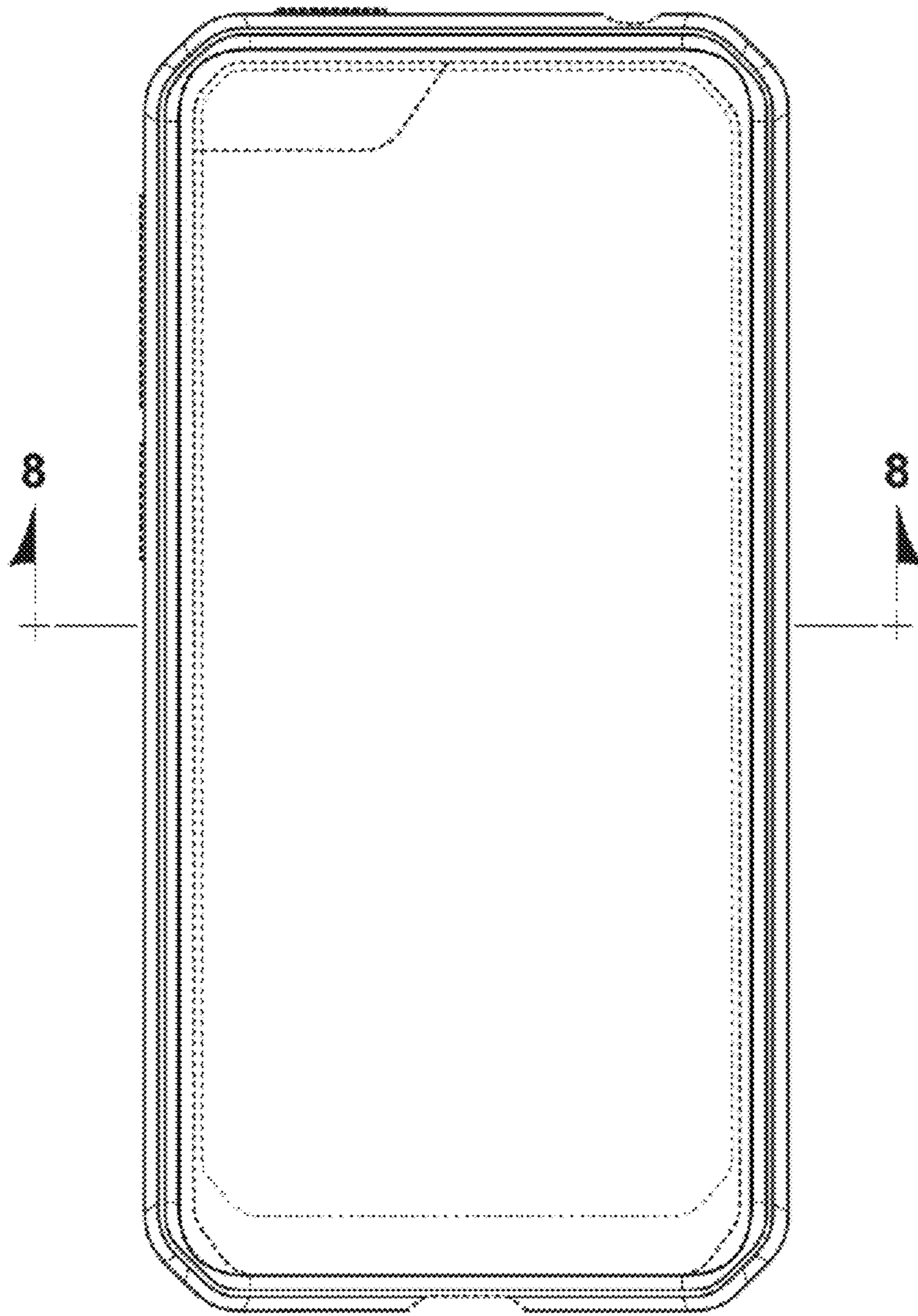


FIG. 4




FIG. 5




FIG. 6

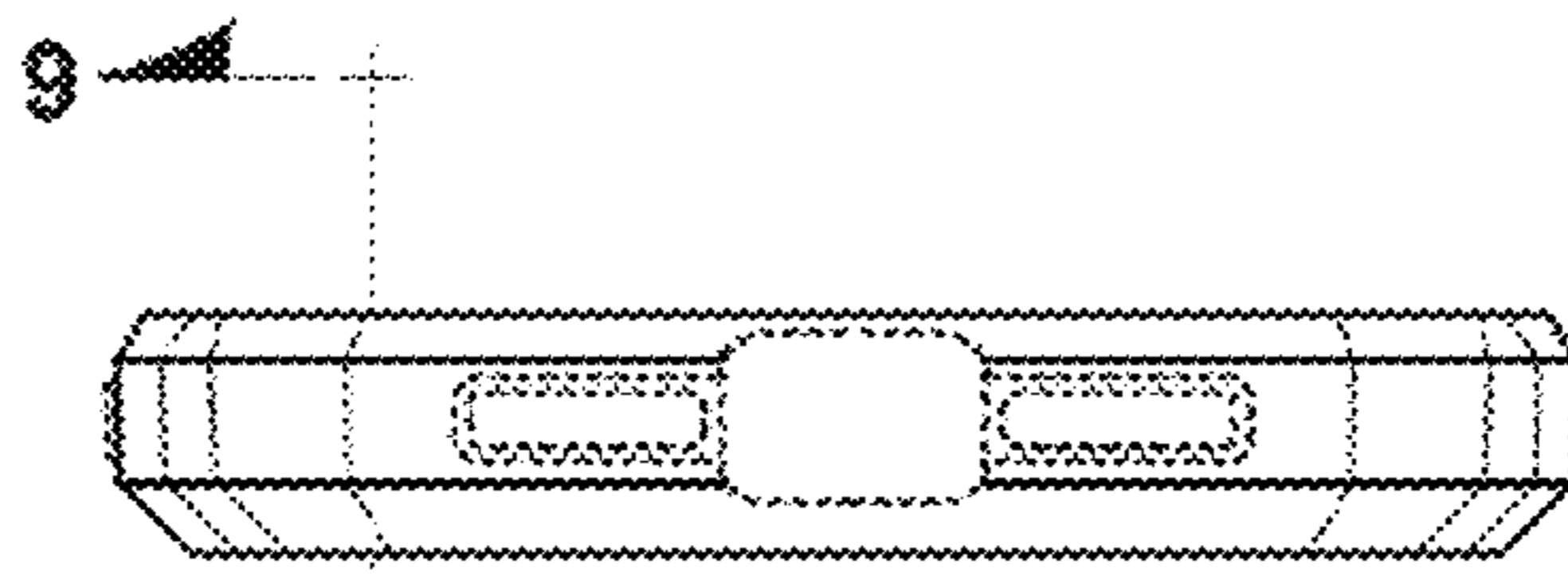


FIG. 7



FIG. 8



FIG. 9