



US00D793950S

(12) **United States Design Patent** (10) **Patent No.:** **US D793,950 S**  
**Thieman** (45) **Date of Patent:** **\*\* Aug. 8, 2017**

(54) **TIRE TREAD**

D779,416 S \* 2/2017 Zhang ..... D12/585  
D781,222 S \* 3/2017 Fontaine ..... D12/588  
2012/0318420 A1\* 12/2012 Sawai ..... B60C 11/042  
152/209.15

(71) Applicant: **COOPER TIRE & RUBBER COMPANY**, Findlay, OH (US)

(72) Inventor: **Kurt A. Thieman**, Findlay, OH (US)

(73) Assignee: **COOPER TIRE & RUBBER COMPANY**, Findlay, OH (US)

(\*\*) Term: **15 Years**

(21) Appl. No.: **29/548,471**

(22) Filed: **Dec. 14, 2015**

(51) **LOC (10) Cl.** ..... **12-15**

(52) **U.S. Cl.**  
USPC ..... **D12/590**

(58) **Field of Classification Search**  
USPC ..... D12/586, 587, 588, 589, 590, 591, 595,  
D12/600  
CPC ..... B60C 11/0306; B60C 2011/0388  
See application file for complete search history.

(56) **References Cited**

U.S. PATENT DOCUMENTS

D759,584 S \* 6/2016 Ono ..... D12/588  
D769,804 S \* 10/2016 Zhao ..... D12/600

\* cited by examiner

*Primary Examiner* — Robert M Spear

(74) *Attorney, Agent, or Firm* — Fay Sharpe LLP

(57) **CLAIM**

The ornamental design for a tire tread, as shown and described.

**DESCRIPTION**

FIG. 1 is a perspective view of a tire tread showing my new design;  
FIG. 2 is a front view thereof; and,  
FIG. 3 is a side view thereof.  
The other side of the tire is identical to FIG. 3. The broken line showings of the sidewall, inner bead, shoulder tread, and the peripheral boundary between the tire tread and the sidewall are included for the purpose of illustrating environment and form no part of the claim.

**1 Claim, 3 Drawing Sheets**

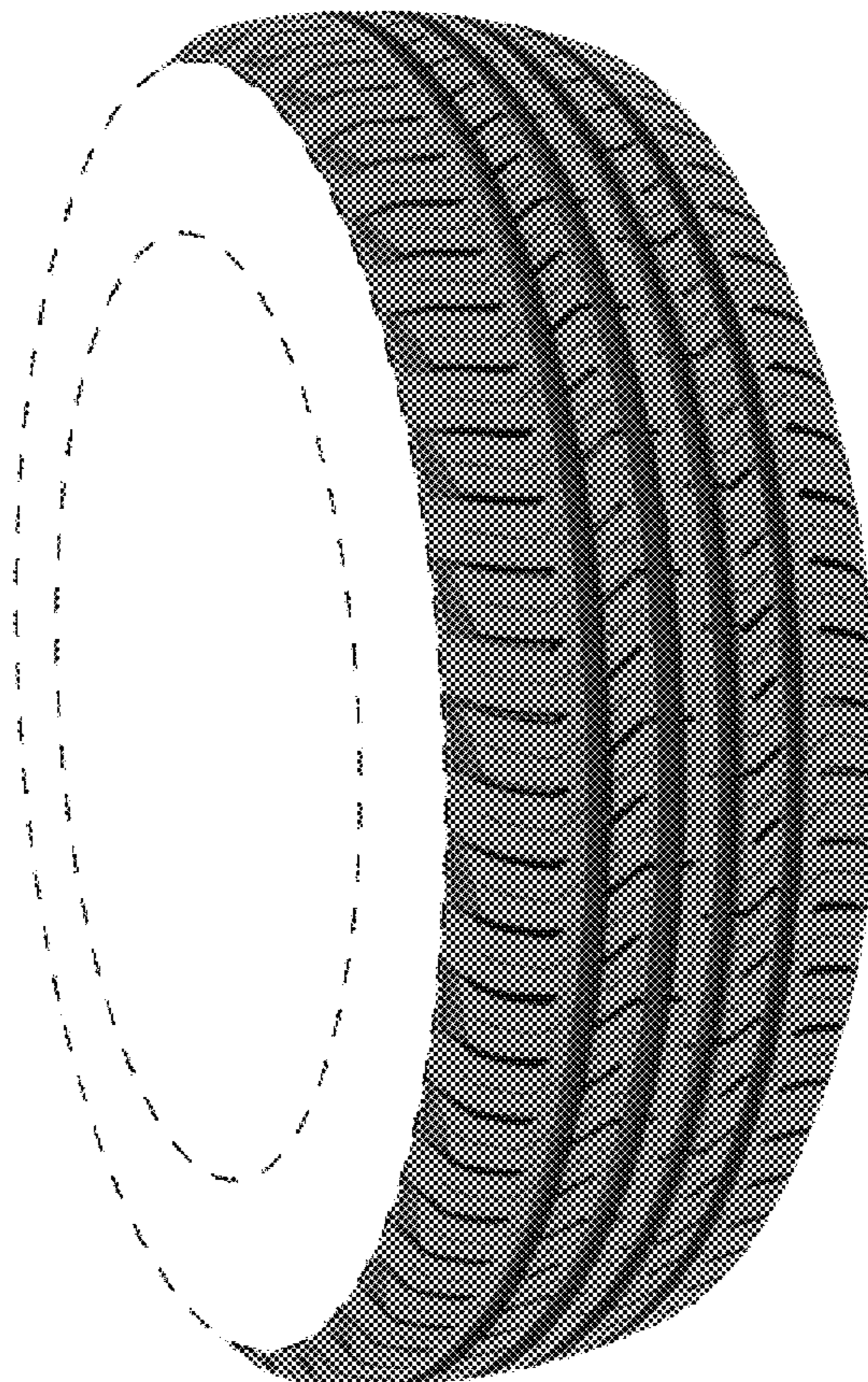




FIG. 1




FIG. 2

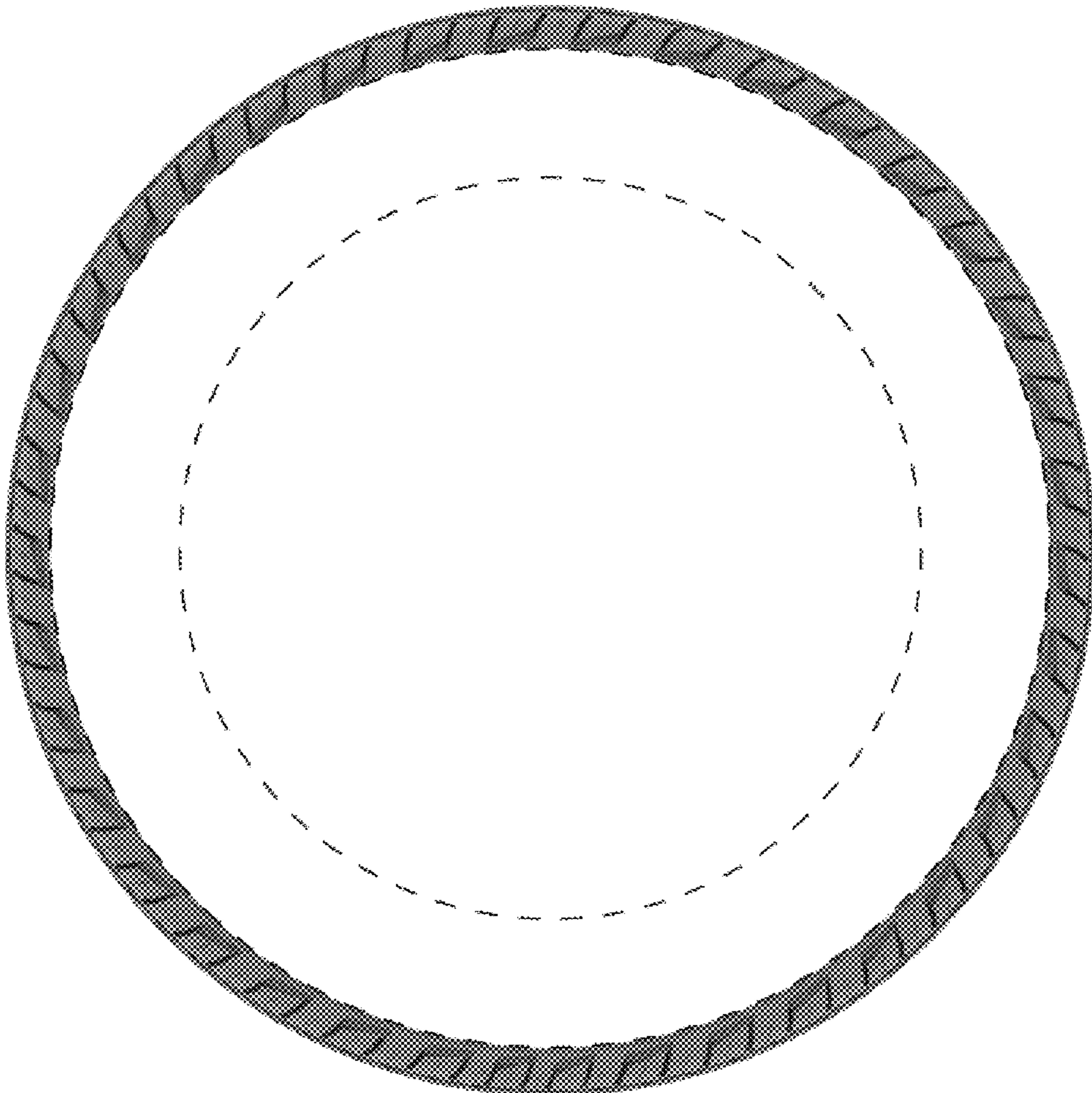


FIG. 3