



US00D793949S

(12) **United States Design Patent**
Nakamura

(10) **Patent No.:** **US D793,949 S**

(45) **Date of Patent:** **** Aug. 8, 2017**

(54) **MOTORCYCLE TIRE**

(71) Applicant: **BRIDGESTONE CORPORATION,**
Tokyo (JP)

(72) Inventor: **Takamitsu Nakamura,** Tokyo (JP)

(73) Assignee: **BRIDGESTONE CORPORATION,**
Chuo-ku, Tokyo (JP)

(**) Term: **15 Years**

(21) Appl. No.: **29/561,918**

(22) Filed: **Apr. 21, 2016**

(30) **Foreign Application Priority Data**

Oct. 22, 2015 (JP) 2015-023476

(51) **LOC (10) Cl.** **12-15**

(52) **U.S. Cl.**
USPC **D12/535**

(58) **Field of Classification Search**
USPC 152/5, 151, 152.1, 167, 208,
152/209.1-209.28, 246, 450, 526, 527,
152/532, 535, 538, 541; D12/145,
D12/500-605, 900-901; D21/425-435,
D21/495

CPC B60C 11/00; B60C 2011/0337; B60C
2011/0339; B60C 2011/0386; B60C 3/00;
B60C 3/08; B60C 1/00; B60C 2200/00;
B60C 2200/02; B60C 2200/04; B60C
2200/06; B60C 2200/065; B60C 2200/08;
B60C 2200/10; B60C 2200/12; B60C
2200/14; B60C 7/00; B60C 7/02; B60C
7/04; B60C 7/06; B60C 7/08; B60C 5/00;
B60C 13/00

See application file for complete search history.

(56) **References Cited**

U.S. PATENT DOCUMENTS

D294,933 S * 3/1988 Ikeda D12/535
D341,112 S * 11/1993 Kobayashi D12/536

D345,536 S * 3/1994 Tomura D12/535
D371,101 S * 6/1996 Tomura D12/535
D410,872 S * 6/1999 Buck D12/534
D414,451 S * 9/1999 Hara D12/535
D426,496 S * 6/2000 Buck D12/534
D700,881 S * 3/2014 Yao D12/535
D700,882 S * 3/2014 Yao D12/535

(Continued)

FOREIGN PATENT DOCUMENTS

JP 1168733 S 3/2003
JP 1205225 S 5/2004

(Continued)

OTHER PUBLICATIONS

Japanese Office Action issued in JP 2015-023476 dated Feb. 2, 2016.

Primary Examiner — Susan Bennett Hattan

Assistant Examiner — Keith Wilson

(74) *Attorney, Agent, or Firm* — Sughrue Mion, PLLC

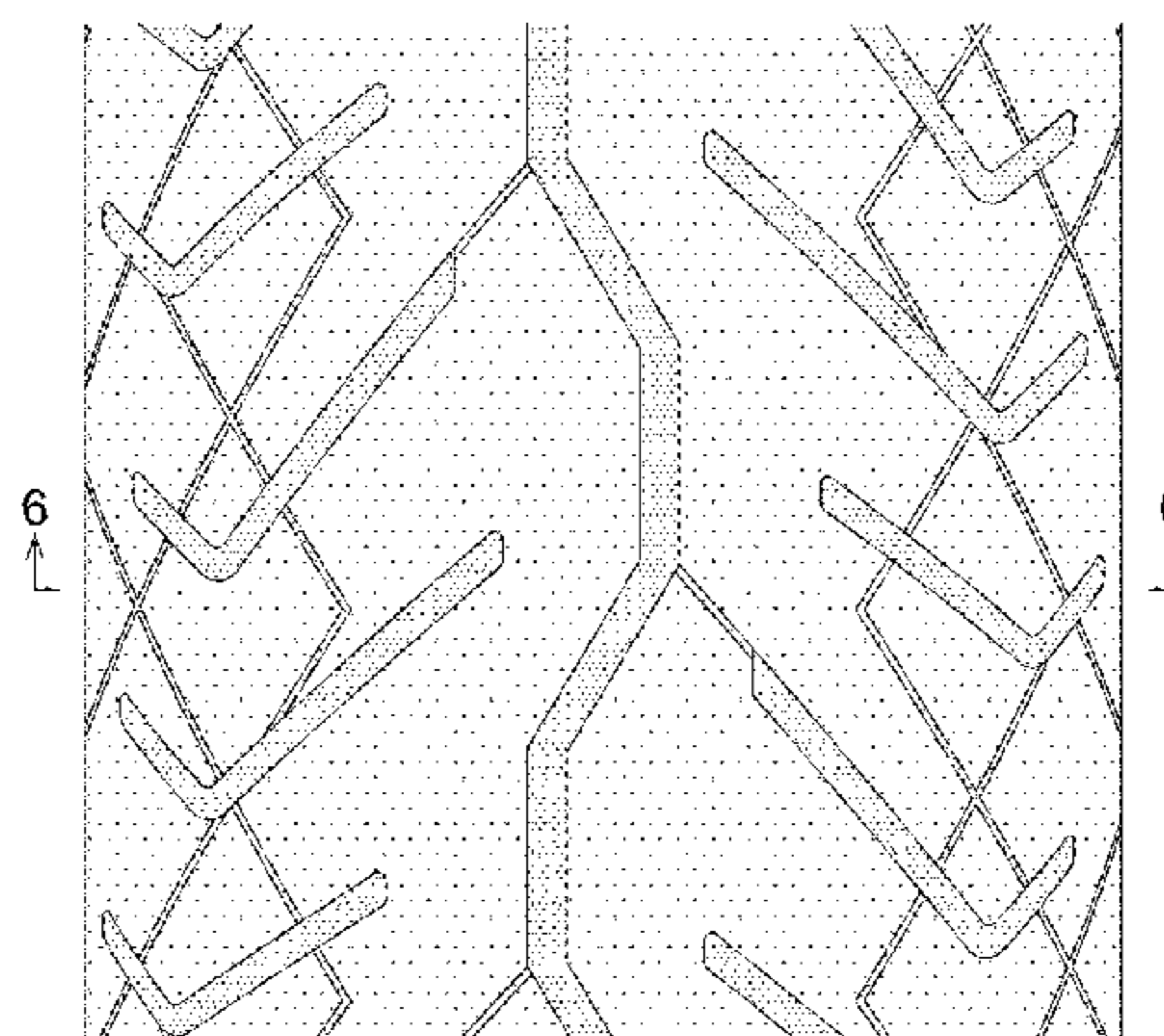
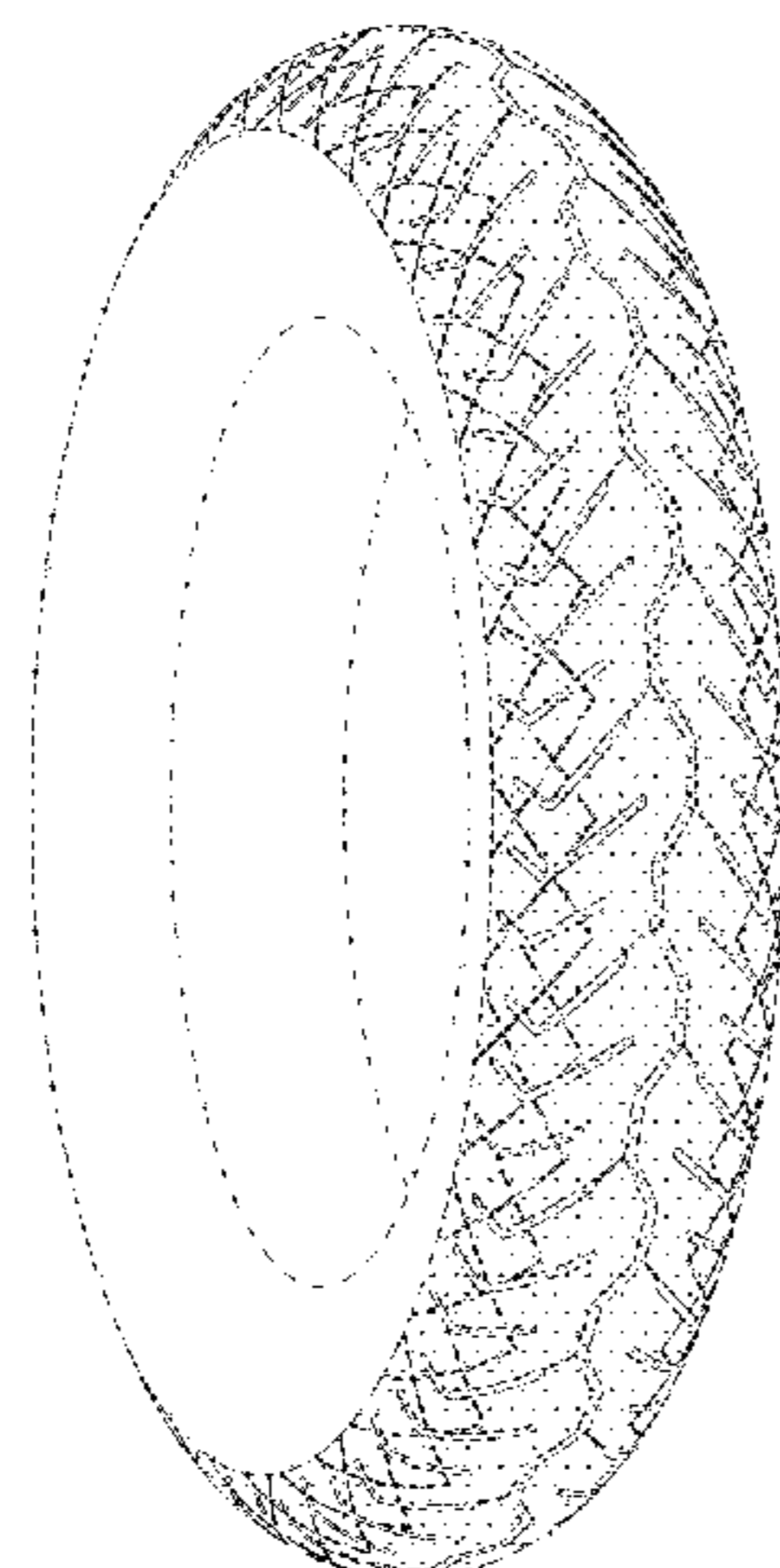
(57) **CLAIM**

The ornamental design for a motorcycle tire, as shown and described.

DESCRIPTION

FIG. 1 is a perspective view of a motorcycle tire showing my design;
FIG. 2 is a front view thereof;
FIG. 3 is a top view thereof;
FIG. 4 is a right side view thereof;
FIG. 5 is a fragmentary enlarged front view showing the details of the tread thereof; and,
FIG. 6 is a section view taken along lines 6-6 in FIG. 5.
The broken lines are used to show portions of the tire that are not being claimed, and thus form no part of the claimed design.

1 Claim, 6 Drawing Sheets



(56)

References Cited

U.S. PATENT DOCUMENTS

D736,142 S * 8/2015 Delhommeau D12/534
2012/0216929 A1* 8/2012 Matsunami B60C 11/0302
152/209.11
2014/0216617 A1* 8/2014 Kiwaki B60C 11/13
152/209.18
2015/0020940 A1* 1/2015 Yasunaga B60C 11/1323
152/209.24

FOREIGN PATENT DOCUMENTS

JP 1217910 S 9/2004
JP 1235627 S 4/2005
JP 1339389 S 9/2008
JP 1447860 S 8/2012

* cited by examiner

FIG. 1

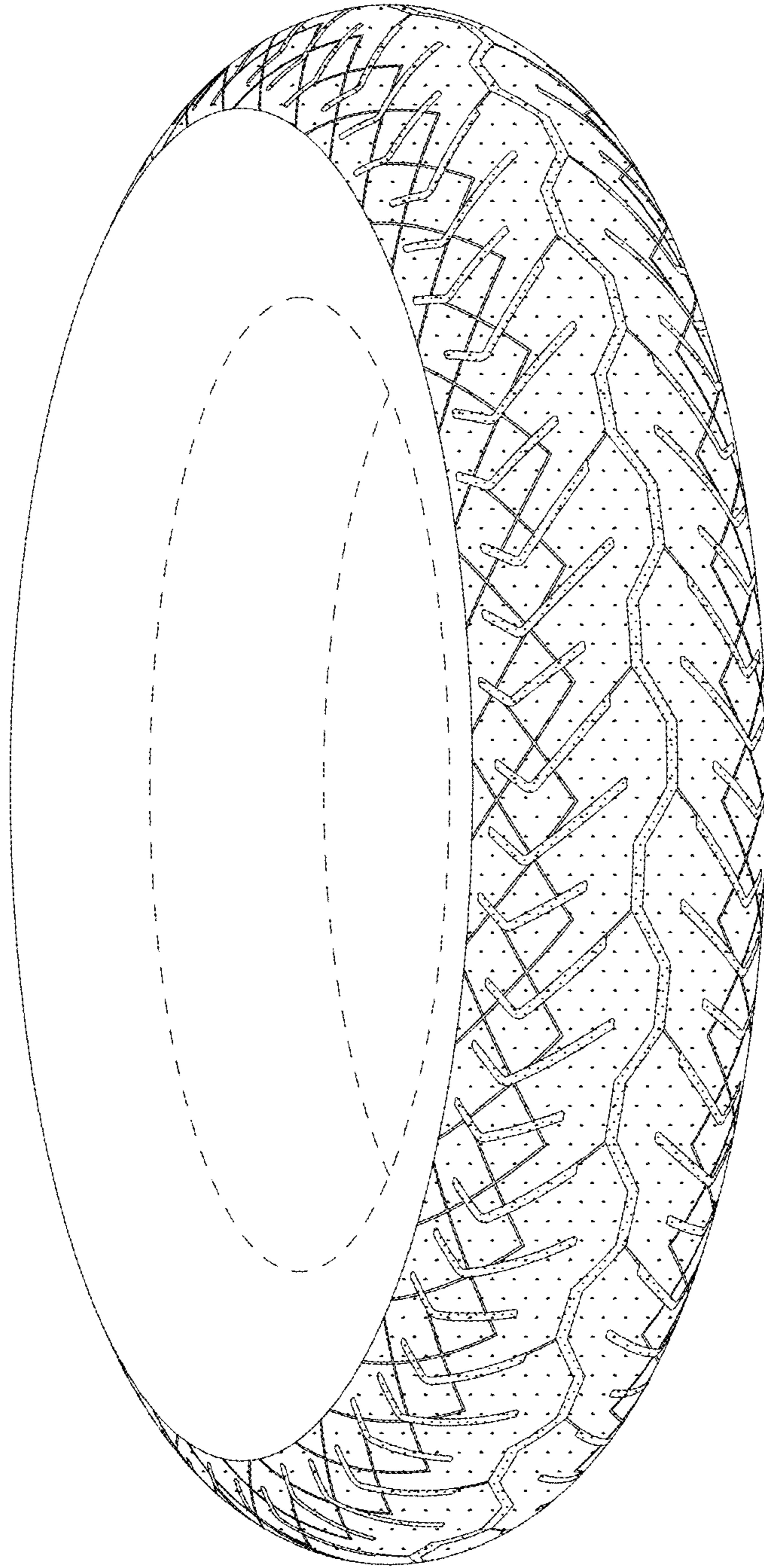


FIG. 2

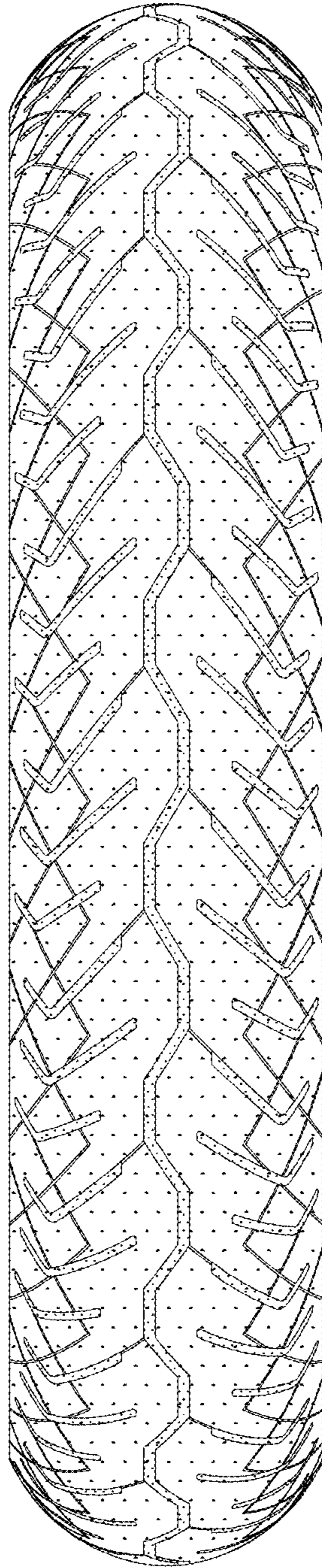


FIG. 3

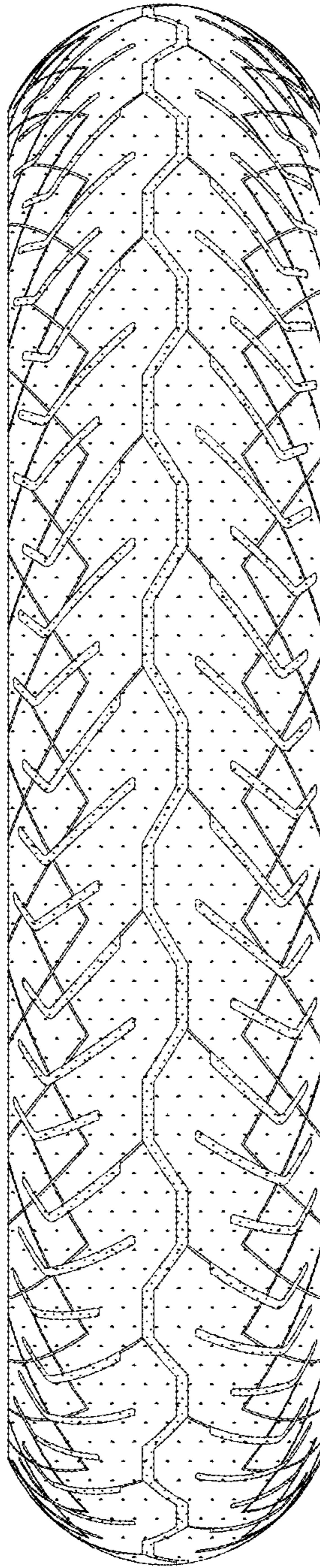


FIG. 4

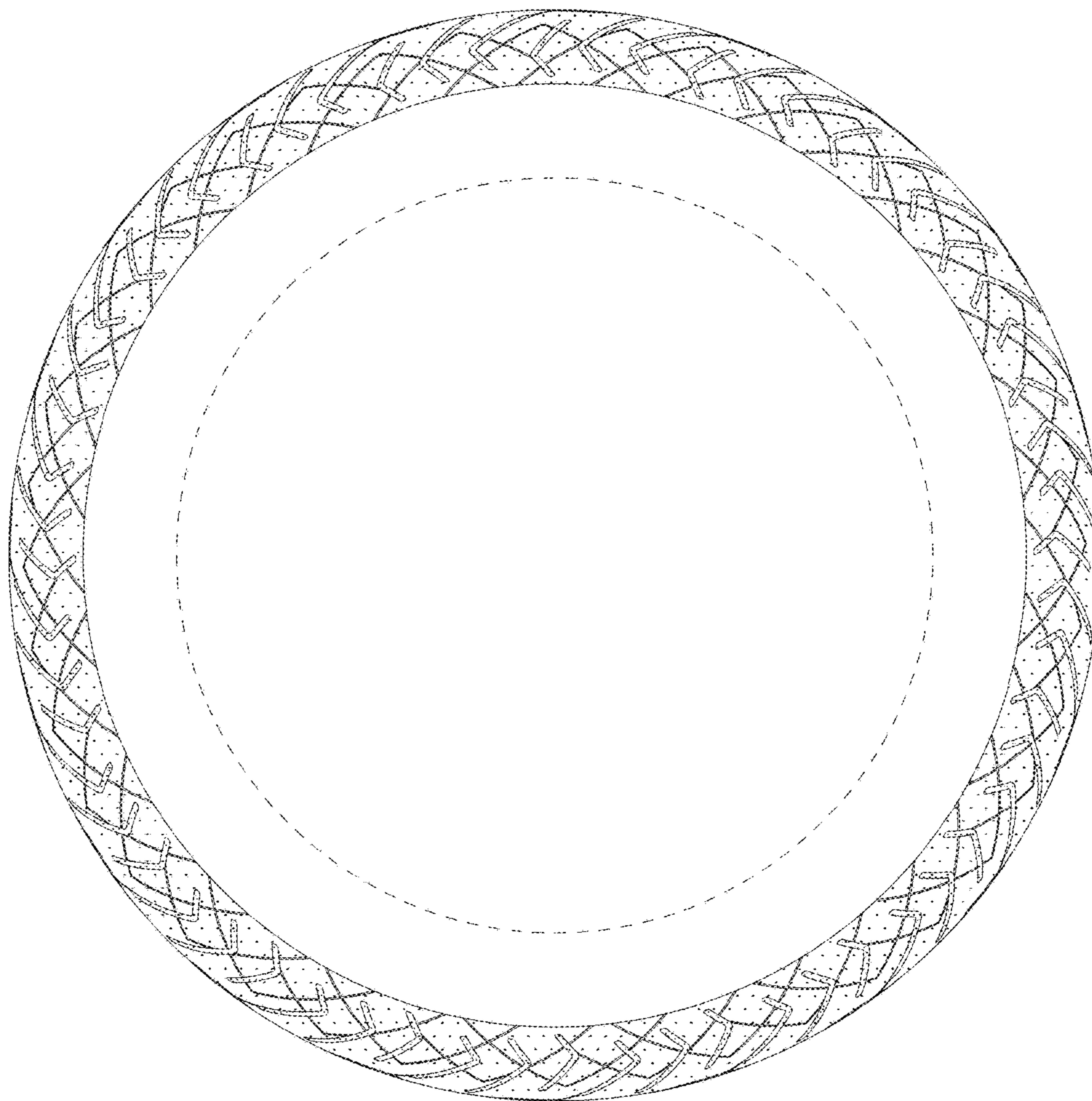


FIG. 5

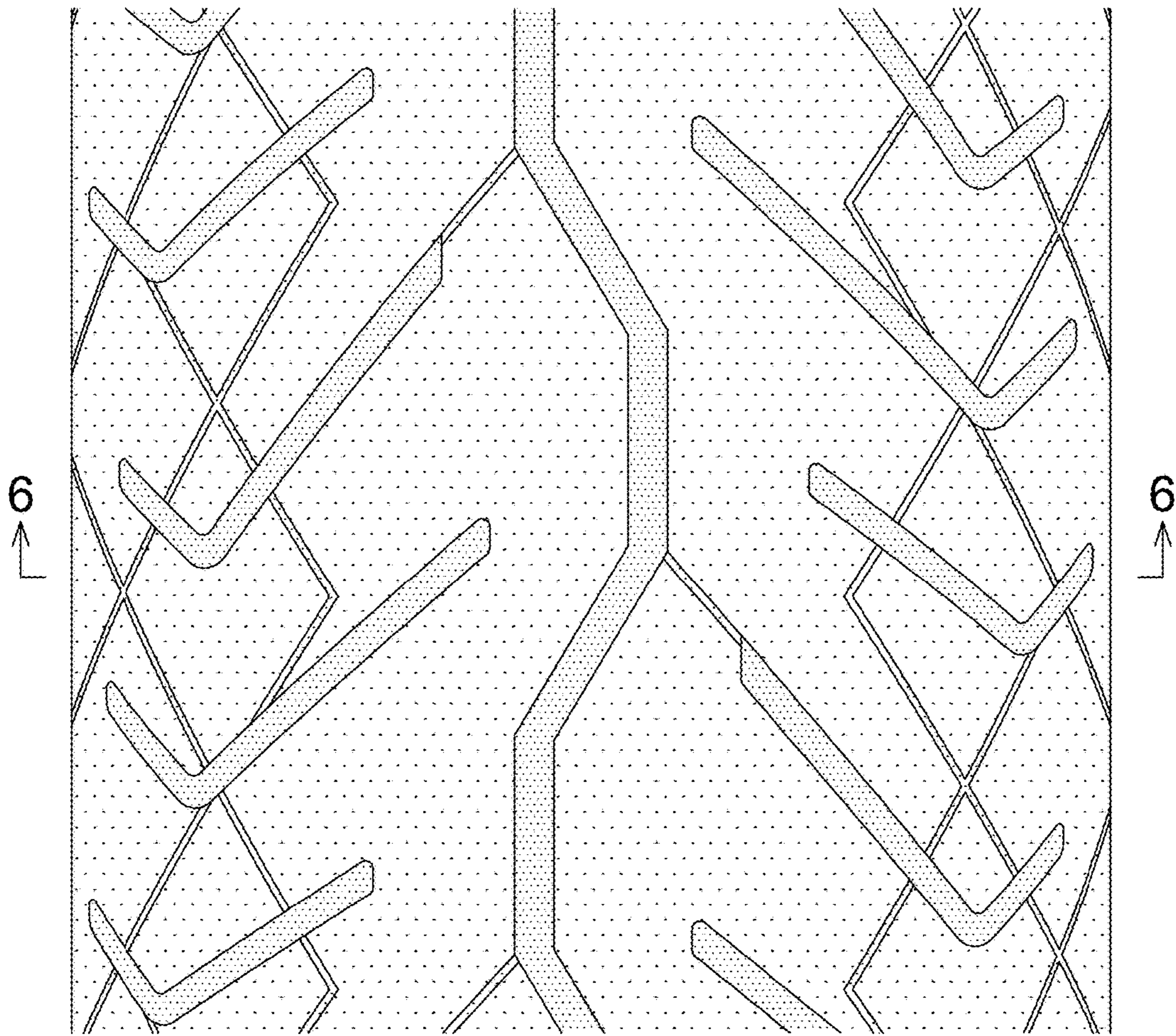


FIG. 6

