



US00D793944S

(12) **United States Design Patent** (10) **Patent No.:** **US D793,944 S**  
**Genshaft et al.** (45) **Date of Patent:** **\*\* Aug. 8, 2017**

- (54) **WIPER BLADE ORNAMENT**
- (71) Applicants: **Judy Genshaft**, Tampa, FL (US); **Paul R. Sanberg**, Spring Hill, FL (US)
- (72) Inventors: **Judy Genshaft**, Tampa, FL (US); **Paul R. Sanberg**, Spring Hill, FL (US)
- (73) Assignee: **University of South Florida**, Tampa, FL (US)
- (\*\*) Term: **15 Years**
- (21) Appl. No.: **29/543,915**
- (22) Filed: **Oct. 29, 2015**
- (51) **LOC (10) Cl.** ..... **12-16**
- (52) **U.S. Cl.**  
USPC ..... **D12/220**
- (58) **Field of Classification Search**  
USPC ..... D12/219–220  
CPC ..... B60S 2001/3815; B60S 1/4003; B60S 1/3801  
See application file for complete search history.

(56) **References Cited**

U.S. PATENT DOCUMENTS

2,234,657	A *	3/1941	Smaldone	.....	A45D 29/001 132/285
4,455,963	A *	6/1984	Matsuo	.....	A61F 2/583 116/200
D587,314	S *	2/2009	Carnation, III	.....	D20/33
D662,553	S *	6/2012	Selbe	.....	D20/33
D668,299	S *	10/2012	Bengyak	.....	D20/30
D674,844	S *	1/2013	Bengyak	.....	D20/30
D676,087	S *	2/2013	Bengyak	.....	D20/32
D681,126	S *	4/2013	Bengyak	.....	D20/30

(Continued)

Primary Examiner — Katrina A Betton

(74) *Attorney, Agent, or Firm* — Nicholas Pfeifer; Smith & Hoppen, P. A.

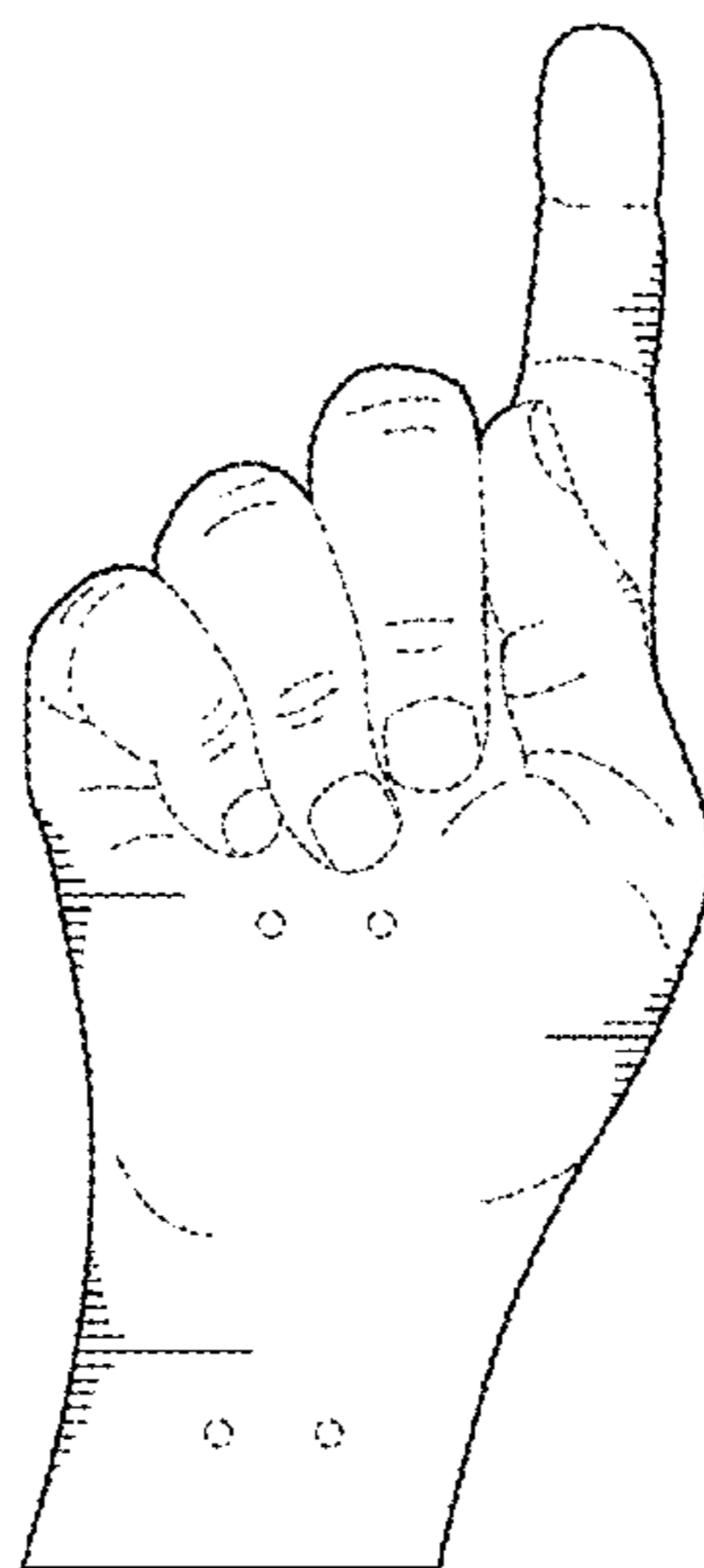
(57) **CLAIM**

The ornamental design for a wiper blade ornament, as shown and described.

**DESCRIPTION**

FIG. 1 is a perspective view of a wiper blade ornament, showing the novel design;  
 FIG. 2 is a front perspective view of the wiper blade ornament shown in FIG. 1;  
 FIG. 3 is a rear perspective view of the wiper blade ornament shown in FIG. 1;  
 FIG. 4 is a front perspective view of the wiper blade ornament of FIG. 1 attached to a windshield wiper blade;  
 FIG. 5 is a close-up view of the wiper blade ornament attached to the windshield wiper blade as shown in FIG. 4; and,  
 FIG. 6 is a front perspective view of an embodiment of the wiper blade ornament having a sports graphic.  
 The side view of the present invention is omitted because the side is roughly flat and includes no ornamentality.  
 In an alternative embodiment of the present invention, one or more apertures, currently denoted as environment, may be disposed on the face of the ornament. The apertures allow for insertion of a fastener to secure the wiper blade ornament to a wiper blade, like that on a vehicle windshield. In an alternative embodiment of the present invention, a cable tie, which is currently denoted as environment, may be disposed through the apertures in the wiper blade ornament and fastened to a wiper blade. In an alternate embodiment of the present invention, one or more vertical tracks, currently denoted as environment, may be disposed on the rear surface of the ornament. In an alternative embodiment of the present invention, a graphic, currently denoted as environment, may be disposed on the front surface and inside the perimeter of the wiper blade ornament. The graphic may include sports logos, fingernails, knuckles, skin folds, tattoos, etc.  
 The matter delineated in broken lines forms no part of the claimed ornamental design.

**1 Claim, 5 Drawing Sheets**



(56)

**References Cited**

U.S. PATENT DOCUMENTS

D684,634 S \* 6/2013 Bengyak ..... D20/32  
D707,173 S \* 6/2014 Sanberg ..... D12/220  
D707,612 S \* 6/2014 Sanberg ..... D12/220  
D707,613 S \* 6/2014 Sanberg ..... D12/220  
2004/0206115 A1\* 10/2004 Hara ..... A44C 15/0075  
63/15.1  
2008/0163876 A1\* 7/2008 Phelan ..... A61F 5/0118  
128/879  
2012/0294475 A1\* 11/2012 Finogeyev ..... A61B 5/1172  
382/100

\* cited by examiner

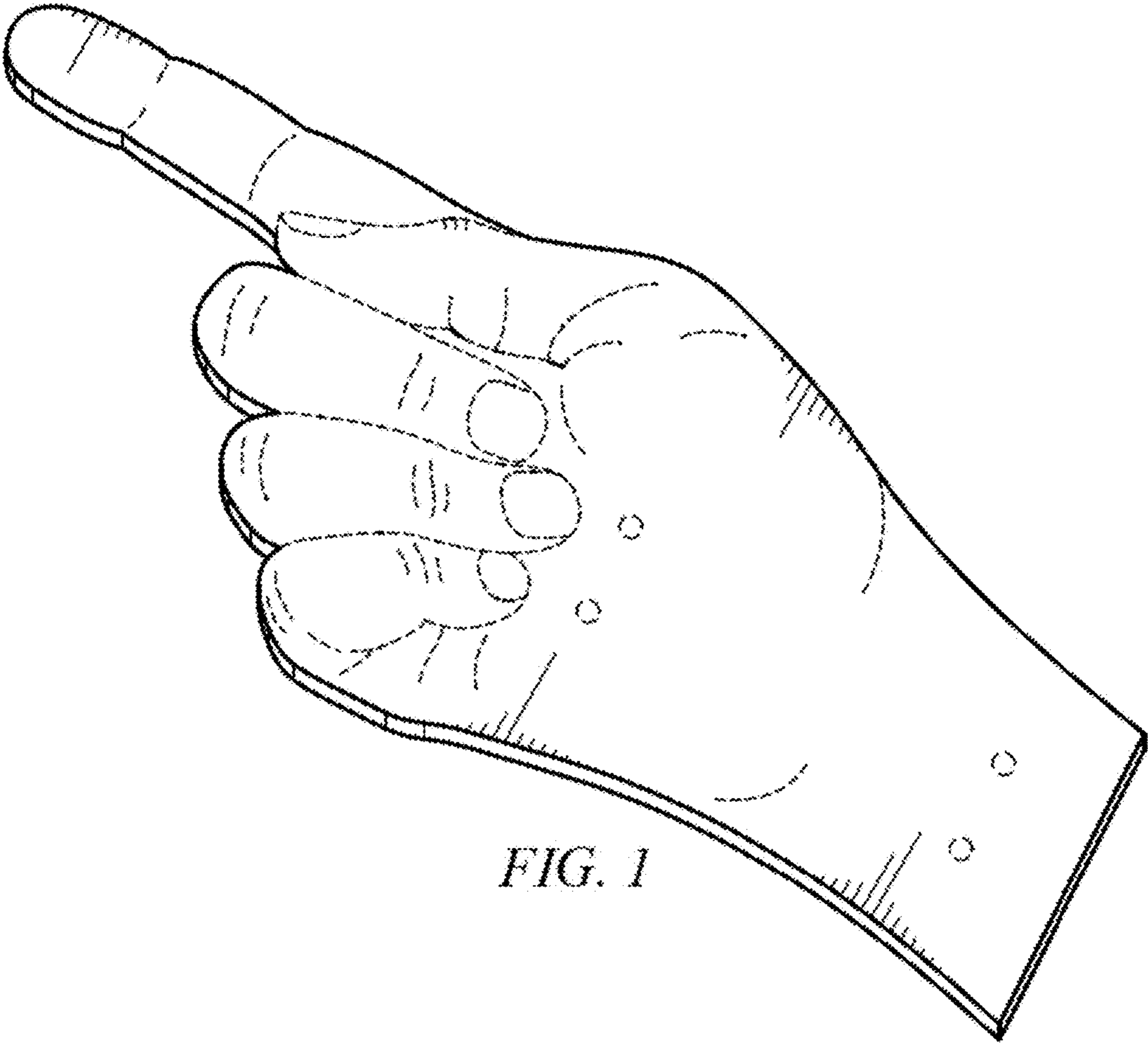


FIG. 1

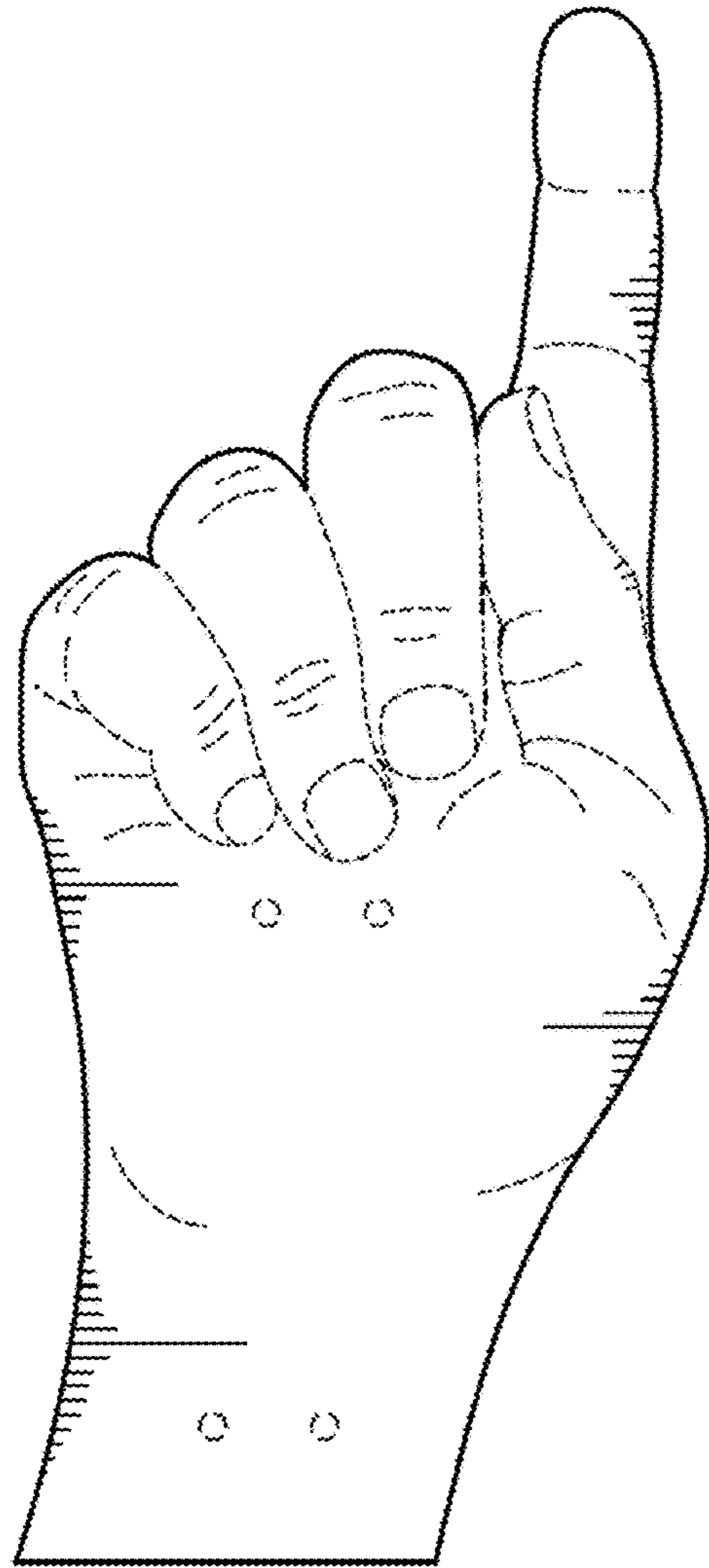


FIG. 2

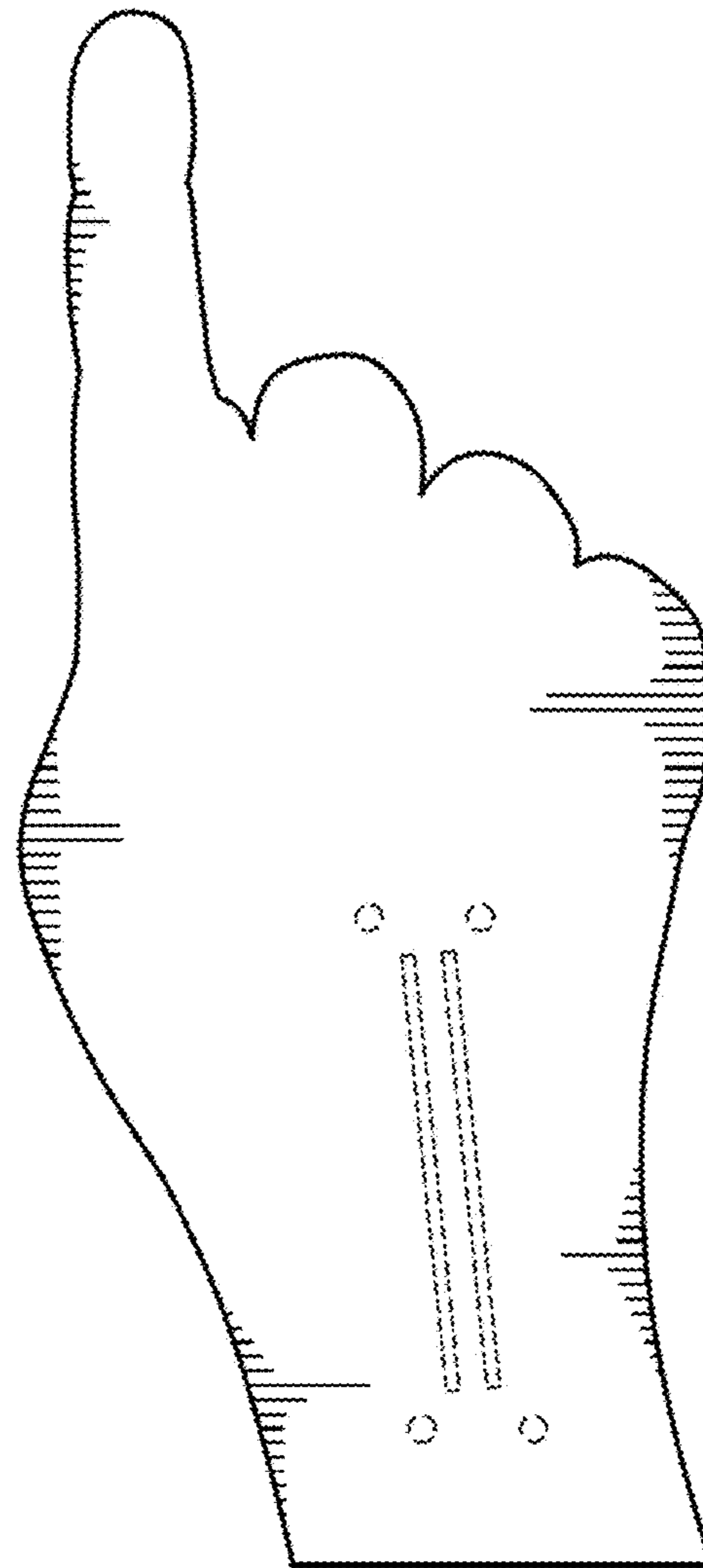


FIG. 3

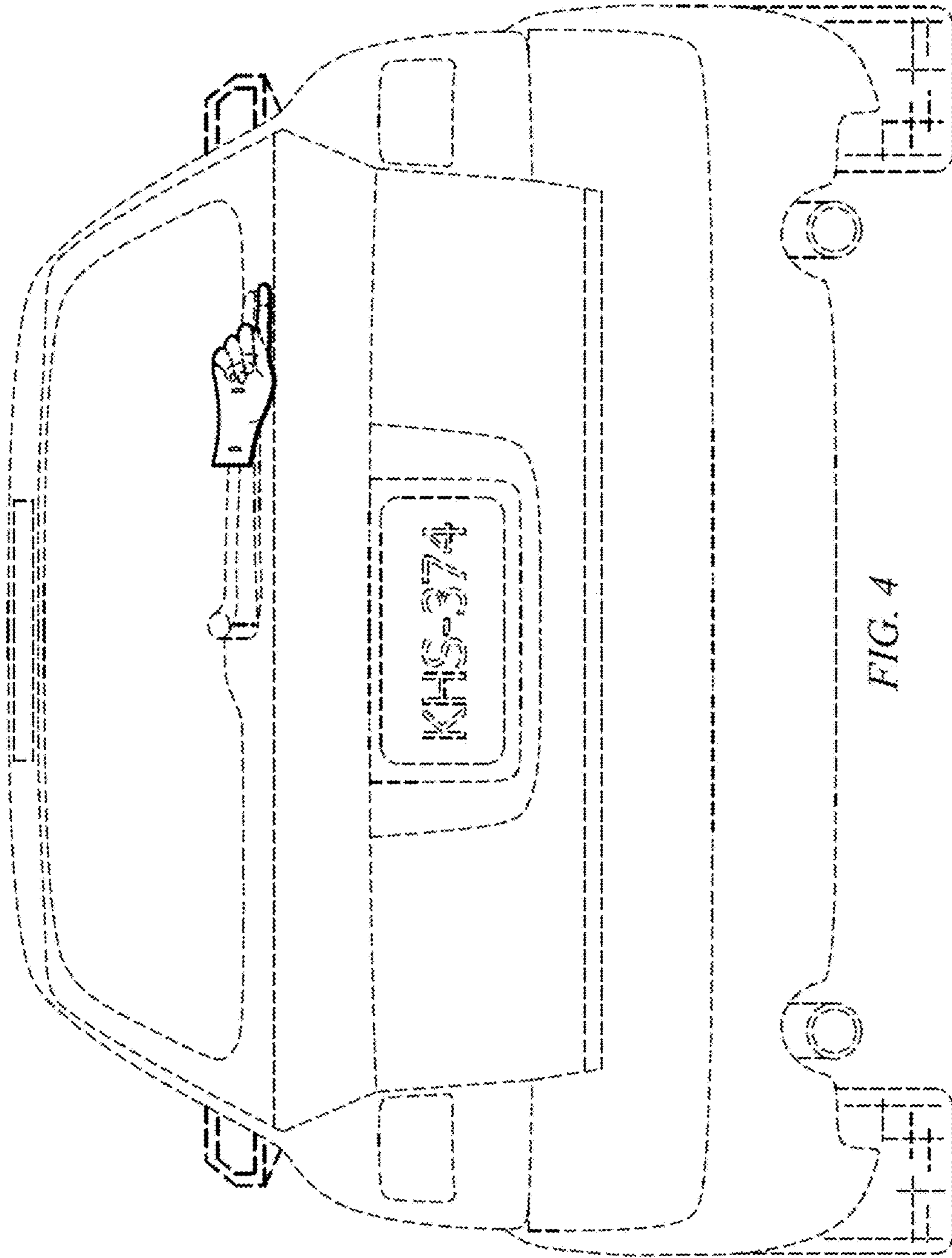


FIG. 4

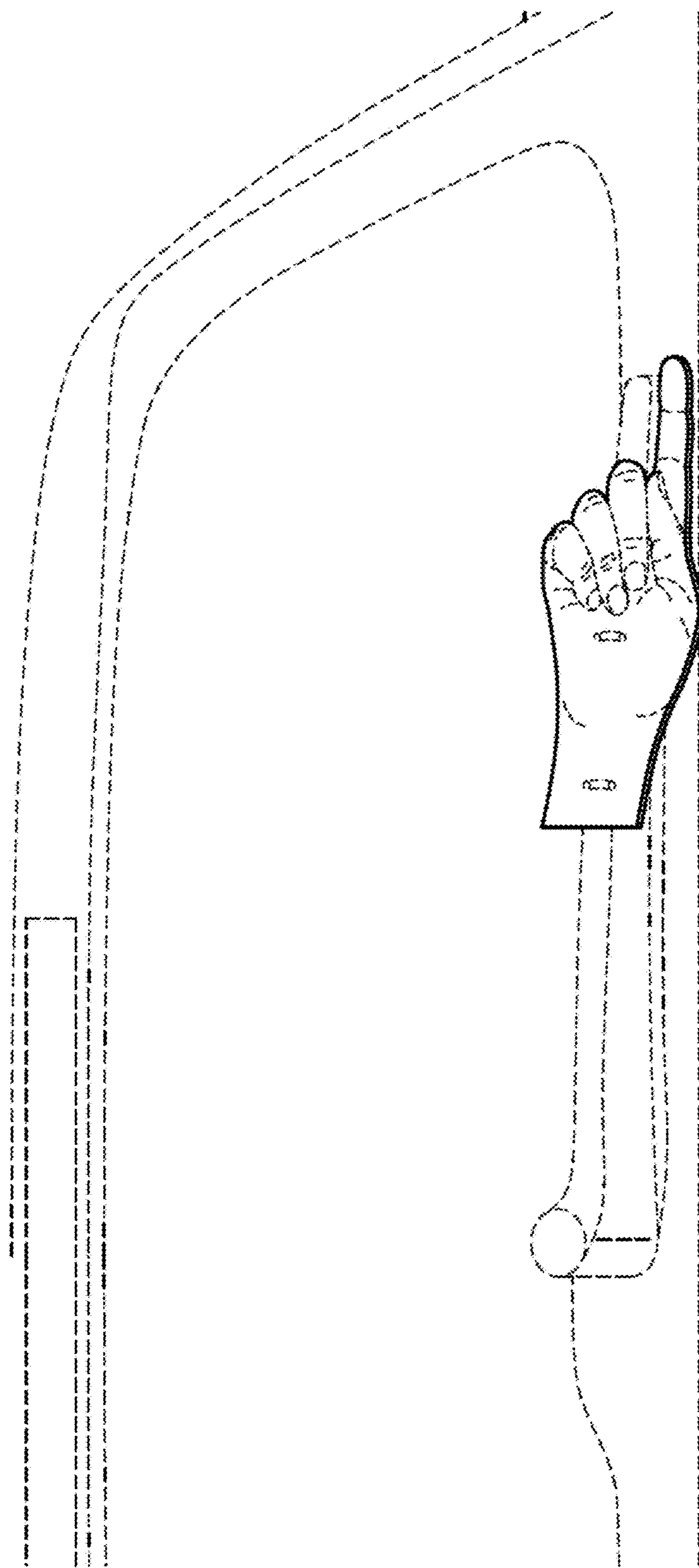


FIG. 5

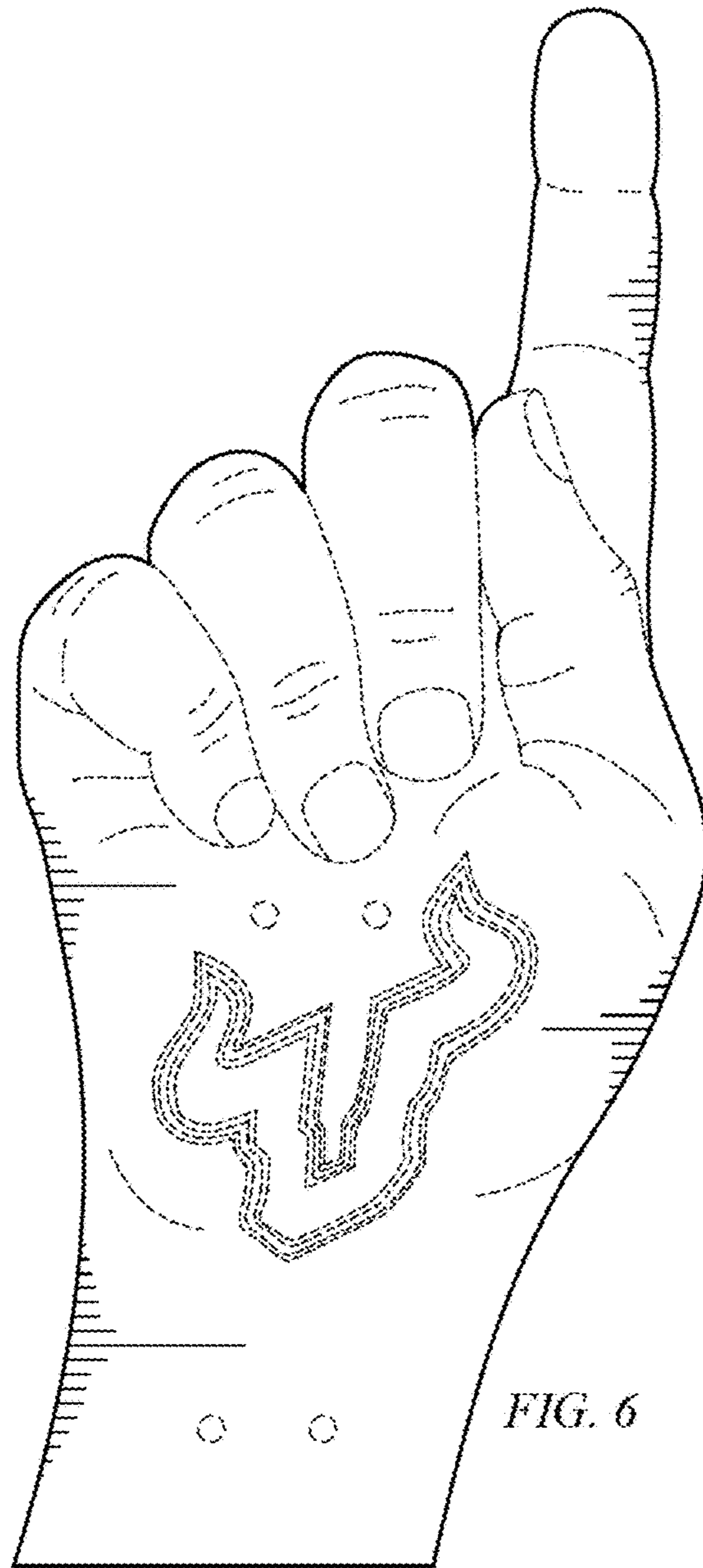


FIG. 6