



US00D793940S

(12) **United States Design Patent**
Gardavsky

(10) **Patent No.:** **US D793,940 S**

(45) **Date of Patent:** **** Aug. 8, 2017**

(54) **VEHICLE WHEEL**

(71) Applicant: **Bayerische Motoren Werke Aktiengesellschaft, Munich (DE)**

(72) Inventor: **Gregor Gardavsky, Munich (DE)**

(73) Assignee: **Bayerische Motoren Werke Aktiengesellschaft, Munich (DE)**

(**) Term: **15 Years**

(21) Appl. No.: **29/565,849**

(22) Filed: **May 25, 2016**

(30) **Foreign Application Priority Data**

Nov. 26, 2015 (DE) 40 2015 101 265

(51) **LOC (10) Cl.** **12-16**

(52) **U.S. Cl.**
USPC **D12/211**

(58) **Field of Classification Search**
USPC D12/204–213
CPC B60B 7/00; B60B 7/02; B60B 7/04; B60B 7/01; B60B 3/02; B60B 3/04; B60B 3/06; B60B 3/10; B60B 1/00; B60B 1/08; B60B 1/10; B60B 1/12
See application file for complete search history.

(56) **References Cited**

U.S. PATENT DOCUMENTS

D450,649 S	*	11/2001	Penzes	D12/211
D593,022 S		5/2009	Forster et al.		
D593,474 S	*	6/2009	Flueckiger	D12/209
D594,801 S	*	6/2009	Imai	D12/211
D609,624 S	*	2/2010	Matsubara	D12/211
D610,516 S	*	2/2010	Dilber	D12/211
D615,018 S		5/2010	Truebsbach		
D626,053 S	*	10/2010	Groom	D12/211

D638,766 S	*	5/2011	Hilpert	D12/211
D655,663 S	*	3/2012	Zhao	D12/211
D671,881 S	*	12/2012	Roura	D12/211
D673,104 S	*	12/2012	Lemke	D12/211
D722,935 S	*	2/2015	Dingle	D12/209
D726,626 S	*	4/2015	Mays	D12/211
D737,190 S	*	8/2015	Kern	D12/211
D748,558 S	*	2/2016	Hans	D12/211
D760,143 S	*	6/2016	Gallert	D12/211
D766,155 S	*	9/2016	Wheel	D12/211
D768,047 S	*	10/2016	Hans	D12/211

FOREIGN PATENT DOCUMENTS

EM	000976881-0001	10/2008
EM	001598277-0011	1/2010

* cited by examiner

Primary Examiner — Stacia Cadmus

(74) *Attorney, Agent, or Firm* — Crowell & Moring LLP

(57) **CLAIM**

The ornamental design for a vehicle wheel, as shown and described.

DESCRIPTION

This application contains subject matter related to the following co-pending U.S. design patent application: application Ser. No. 29/535,931, filed Aug. 12, 2015 and entitled “vehicle wheel.”

FIG. 1 is a perspective view of a vehicle wheel according to the design;

FIG. 2 is an additional perspective view thereof;

FIG. 3 is an additional perspective view thereof;

FIG. 4 is a front view thereof;

FIG. 5 is a rear view thereof in a lighter gray scale, representing environmental features that form no part of the claimed design; and,

FIG. 6 is a side view thereof.

1 Claim, 6 Drawing Sheets






Fig. 1



Fig. 2



Fig. 3



Fig. 4




Fig. 5




Fig. 6