



US00D793937S

(12) **United States Design Patent**
Buck

(10) **Patent No.:** **US D793,937 S**

(45) **Date of Patent:** **** Aug. 8, 2017**

(54) **WHEEL**

(71) Applicant: **Jaguar Land Rover Limited**, Whitley,
Coventry (GB)

(72) Inventor: **Joe Buck**, Coventry (GB)

(73) Assignee: **Jaguar Land Rover Limited**, Whitley,
Coventry (GB)

(**) Term: **15 Years**

(21) Appl. No.: **29/550,528**

(22) Filed: **Jan. 5, 2016**

(30) **Foreign Application Priority Data**

Jul. 7, 2015 (EM) 002733063

Jul. 15, 2015 (EM) 002737072

(51) **LOC (10) Cl.** **12-16**

(52) **U.S. Cl.**
USPC **D12/209**

(58) **Field of Classification Search**

USPC D12/204–213

CPC B60B 7/00; B60B 7/02; B60B 7/04; B60B

7/01; B60B 7/06; B60B 3/02; B60B 3/04;

B60B 3/06; B60B 3/10; B60B 1/00;

B60B 1/08; B60B 1/10; B60B 1/12

See application file for complete search history.

(56) **References Cited**

U.S. PATENT DOCUMENTS

D522,433 S * 6/2006 Szavits D12/209

D587,181 S * 2/2009 Musser D12/209

D597,919 S *	8/2009	Atwell	D12/211
D626,052 S *	10/2010	Majdandzic	D12/209
D649,102 S *	11/2011	Gallert	D12/211
D675,143 S *	1/2013	Gebert	D12/209
D689,421 S *	9/2013	Wachter	D12/211
D697,004 S *	1/2014	Pollmann	D12/209
D739,326 S *	9/2015	Juergens	D12/209
D741,240 S *	10/2015	Melabiotis	D12/209
D743,315 S *	11/2015	Perini	D12/209
D748,030 S *	1/2016	Heizmann	D12/209
D754,052 S *	4/2016	Juergens	D12/211
D764,367 S *	8/2016	Gallert	D12/209
D766,153 S *	9/2016	Wheel	D12/209

* cited by examiner

Primary Examiner — Stacia Cadmus

(74) *Attorney, Agent, or Firm* — Wood Herron & Evans
LLP

(57) **CLAIM**

The ornamental design for a wheel, as shown and described.

DESCRIPTION

FIG. 1 is a front left perspective view of a wheel according to the present invention.

FIG. 2 is a front view of the wheel shown in FIG. 1.

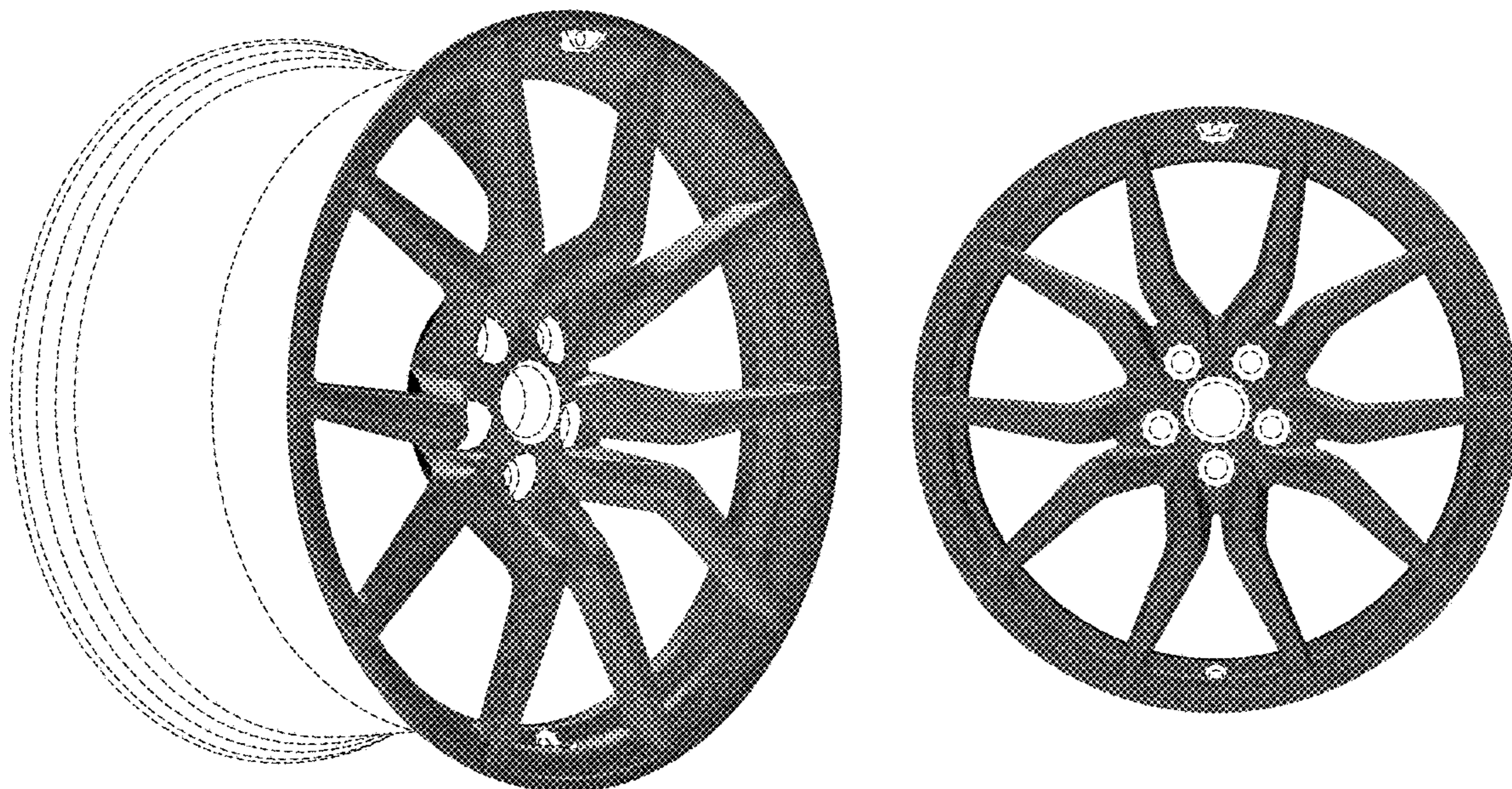
FIG. 3 is a left side view thereof, with the right side view being a mirror image thereof.

FIG. 4 is a front left perspective view of a wheel for a vehicle according to a second embodiment of the present invention.

FIG. 5 is a front view of the wheel shown in FIG. 4; and, FIG. 6 is a left side view thereof, with the right side view being a mirror image thereof.

In the drawings, the broken lines depict environmental subject matter only and form no part of the claimed design.

1 Claim, 4 Drawing Sheets



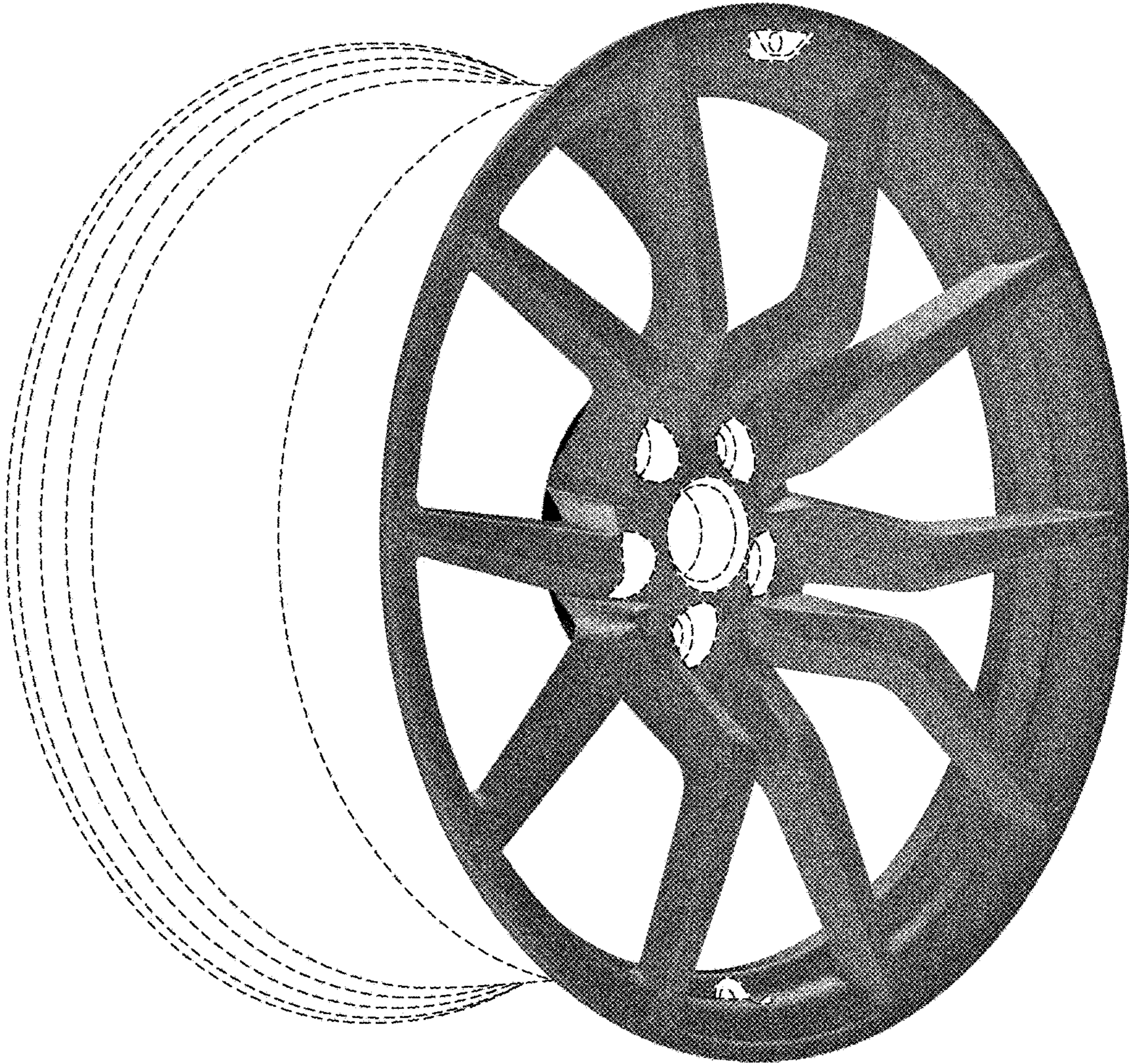


FIG. 1

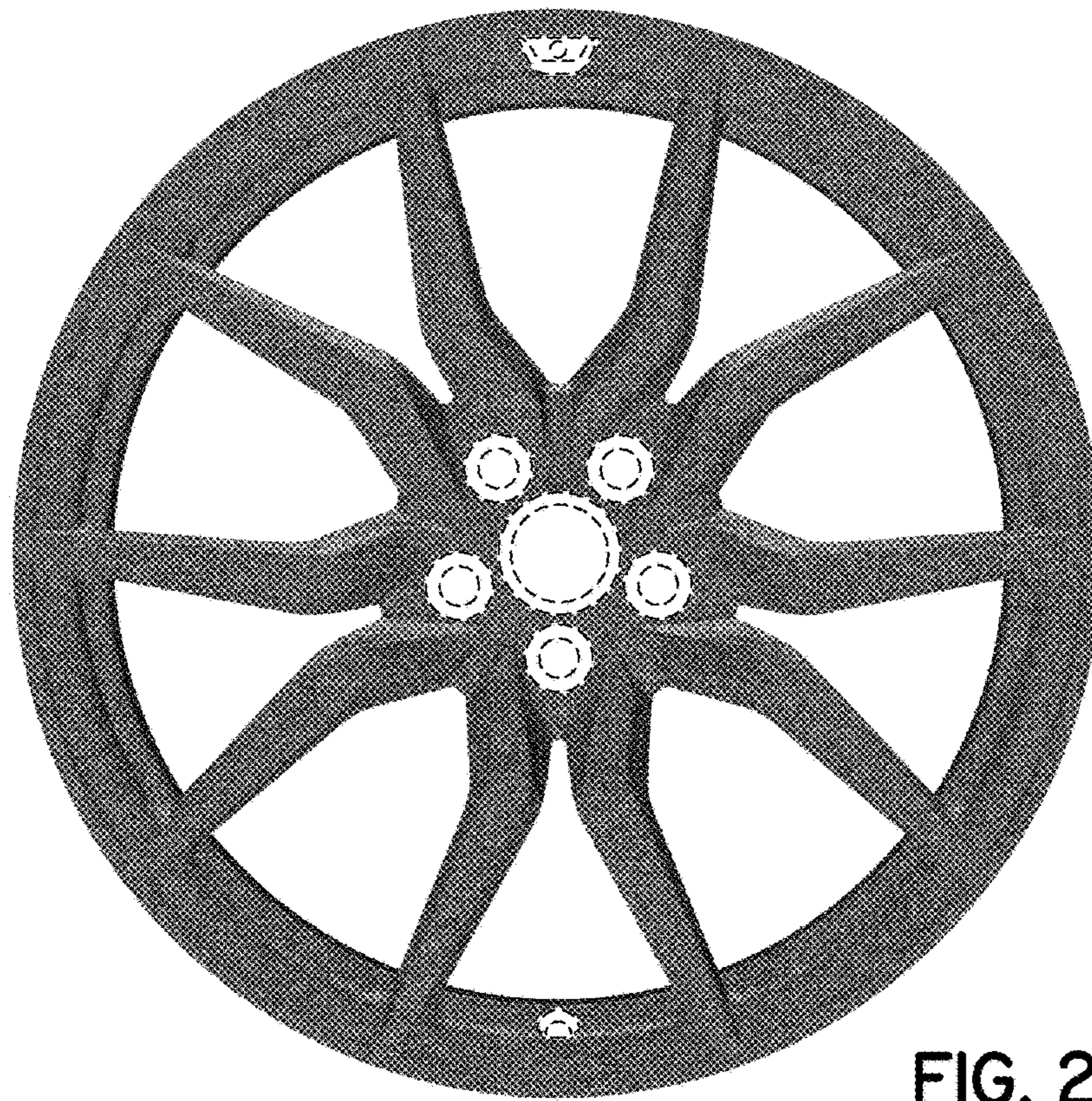


FIG. 2




FIG. 3

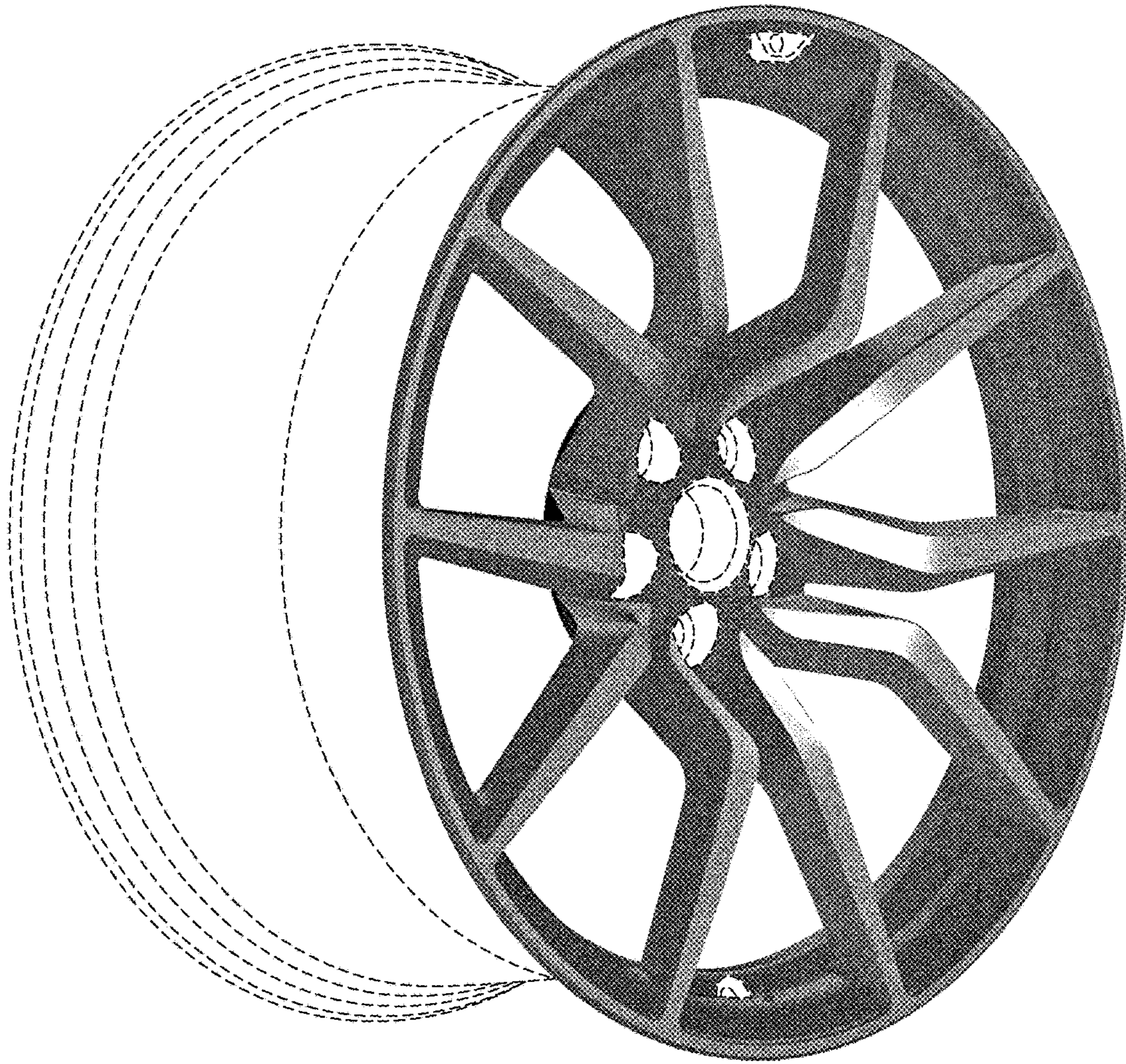


FIG. 4

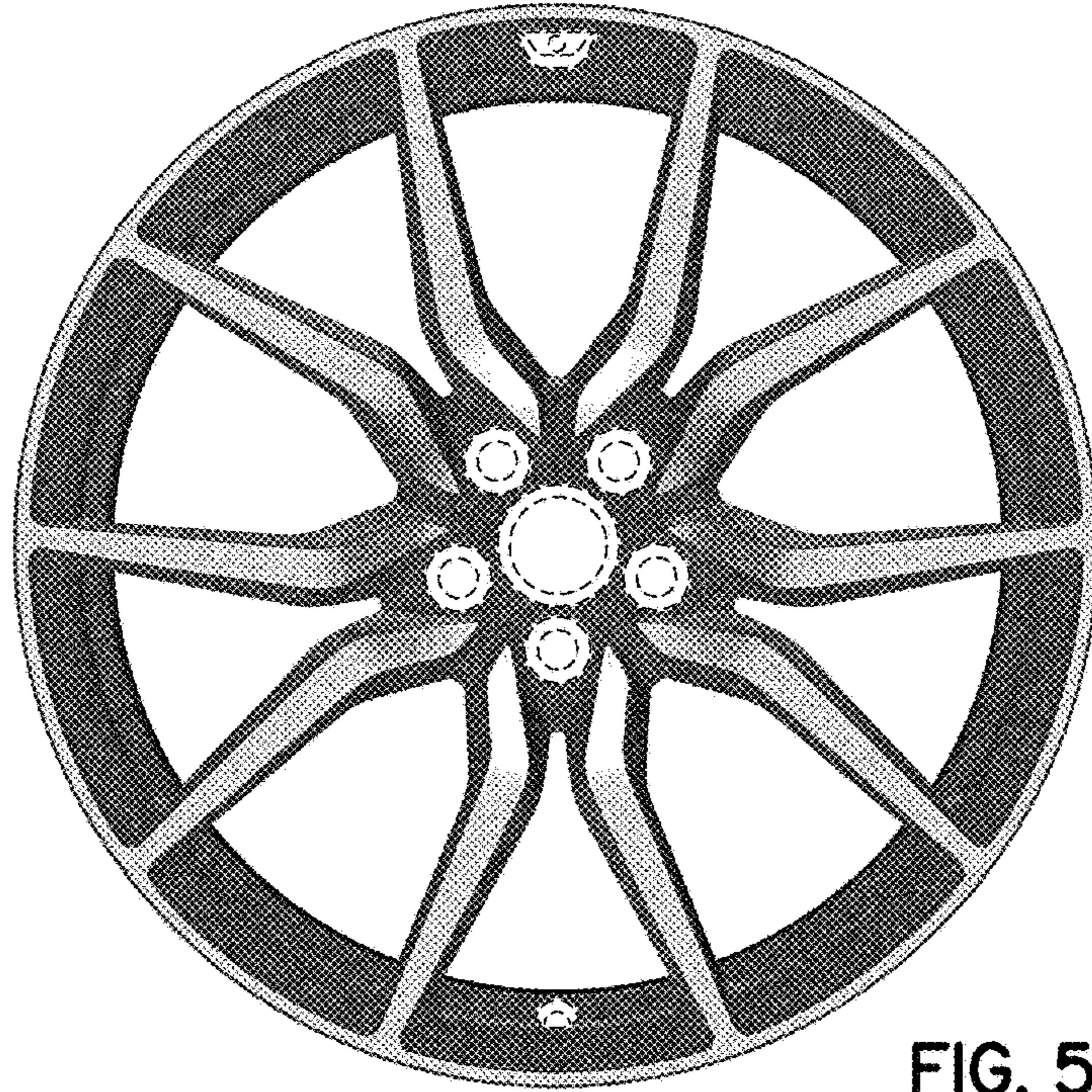


FIG. 5




FIG. 6

UNITED STATES PATENT AND TRADEMARK OFFICE
CERTIFICATE OF CORRECTION

PATENT NO. : D793,937 S
APPLICATION NO. : 29/550528
DATED : August 8, 2017
INVENTOR(S) : Joe Buck

Page 1 of 1

It is certified that error appears in the above-identified patent and that said Letters Patent is hereby corrected as shown below:

On the Title Page

At Column 2, Description, Line approx. 6-7, "FIG. 4 is a front left perspective view of a wheel for a vehicle according to a second..." should read --FIG. 4 is a front left perspective view of a wheel according to a second...--.

Signed and Sealed this
Twenty-sixth Day of December, 2017



Joseph Matal

*Performing the Functions and Duties of the
Under Secretary of Commerce for Intellectual Property and
Director of the United States Patent and Trademark Office*