

US00D793928S

(12) **United States Design Patent** (10) **Patent No.:** **US D793,928 S**  
**Smock** (45) **Date of Patent:** **\*\* Aug. 8, 2017**

- (54) **AUTOMOBILE FRONT BUMPER**
- (71) Applicant: **Honda Motor Co., Ltd.**, Minato-ku, Tokyo (JP)
- (72) Inventor: **Randall Smock**, Redondo Beach, CA (US)
- (73) Assignee: **HONDA MOTOR CO., LTD.**, Tokyo (JP)
- (\*\*) Term: **15 Years**
- (21) Appl. No.: **29/566,211**
- (22) Filed: **May 27, 2016**
- (51) **LOC (10) Cl.** ..... **12-16**
- (52) **U.S. Cl.**  
USPC ..... **D12/169**
- (58) **Field of Classification Search**  
USPC ..... D12/86, 90, 91, 92, 163, 164, 169, 171, D12/196, 216  
CPC ..... B60R 19/02; B60R 19/18; B60R 19/24; B60R 19/56; B60R 2019/007  
See application file for complete search history.

(56) **References Cited**

**U.S. PATENT DOCUMENTS**

D665,712 S	*	8/2012	Tanai	.....	D12/169
D668,593 S	*	10/2012	Imai	.....	D12/169
D668,594 S	*	10/2012	Davidson	.....	D12/169
D684,099 S	*	6/2013	McCabe	.....	D12/169
D684,904 S	*	6/2013	Tase	.....	D12/169
D685,301 S	*	7/2013	Watanabe	.....	D12/169
D698,710 S	*	2/2014	Endo	.....	D12/169
D699,166 S	*	2/2014	Abe	.....	D12/169
D704,604 S	*	5/2014	Okumoto	.....	D12/169
D708,997 S	*	7/2014	Koizumi	.....	D12/169
D710,265 S	*	8/2014	Sakae	.....	D12/169
D717,219 S	*	11/2014	Murakawa	.....	D12/169

D717,703 S	*	11/2014	Munson	.....	D12/169
D721,021 S	*	1/2015	Hanaoka	.....	D12/169
D721,992 S	*	2/2015	Takei	.....	D12/169
D732,443 S	*	6/2015	Won	.....	D12/169
D733,621 S	*	7/2015	Ikuma	.....	D12/169
D733,623 S	*	7/2015	Robinson	.....	D12/169
D735,095 S	*	7/2015	Kawasaki	.....	D12/169
D737,182 S	*	8/2015	Takei	.....	D12/169
D737,183 S	*	8/2015	Weil	.....	D12/169
D739,316 S	*	9/2015	Blanski	.....	D12/169
D740,729 S	*	10/2015	Yamamoto	.....	D12/169
D743,854 S	*	11/2015	Miyazawa	.....	D12/169
D744,914 S	*	12/2015	Loeb	.....	D12/169
D749,022 S	*	2/2016	Nakahara	.....	D12/169
D750,537 S	*	3/2016	Hatton	.....	D12/169
D751,956 S	*	3/2016	Hirai	.....	D12/169
D752,486 S	*	3/2016	Sperling	.....	D12/169
D753,561 S	*	4/2016	Iwauchi	.....	D12/169

(Continued)

*Primary Examiner* — Darlington Ly

(74) *Attorney, Agent, or Firm* — Arent Fox LLP

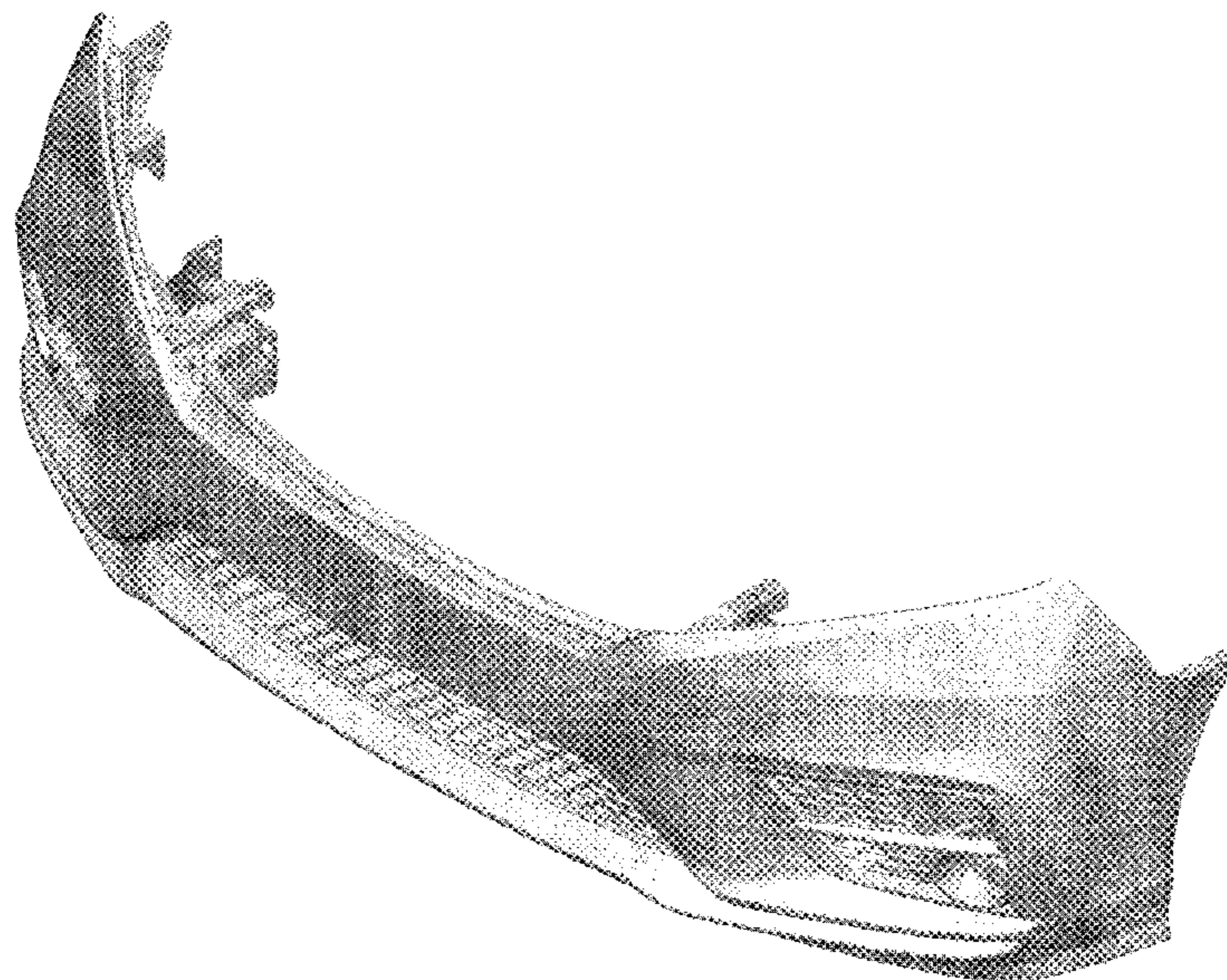
(57) **CLAIM**

The ornamental design for an automobile front bumper, as shown and described.

**DESCRIPTION**

FIG. 1 is a top, rear, and left side perspective view of the automobile front bumper showing my new design;  
 FIG. 2 is a top, rear, and right side perspective view thereof;  
 FIG. 3 is a top, front, and right side perspective view thereof;  
 FIG. 4 is a top, front, and left side perspective view thereof;  
 FIG. 5 is a rear elevation view thereof;  
 FIG. 6 is a front elevation view thereof;  
 FIG. 7 is a right side elevation view thereof;  
 FIG. 8 is a left side elevation view thereof;  
 FIG. 9 is a top plan view thereof; and,  
 FIG. 10 is a bottom plan view thereof.

**1 Claim, 10 Drawing Sheets**



(56)

**References Cited**

U.S. PATENT DOCUMENTS

D754,577 S *	4/2016	Kubo .....	D12/169
D756,275 S *	5/2016	Ino .....	D12/169
2008/0079271 A1 *	4/2008	Maruko .....	B60R 19/52 293/102
2009/0115205 A1 *	5/2009	Steller .....	B60R 19/12 293/115
2011/0049913 A1 *	3/2011	Bernt .....	B60R 19/48 293/102
2012/0292931 A1 *	11/2012	Mizoguchi .....	B60R 19/24 293/102
2013/0076074 A1 *	3/2013	Hirose .....	B60R 19/52 296/193.1

\* cited by examiner

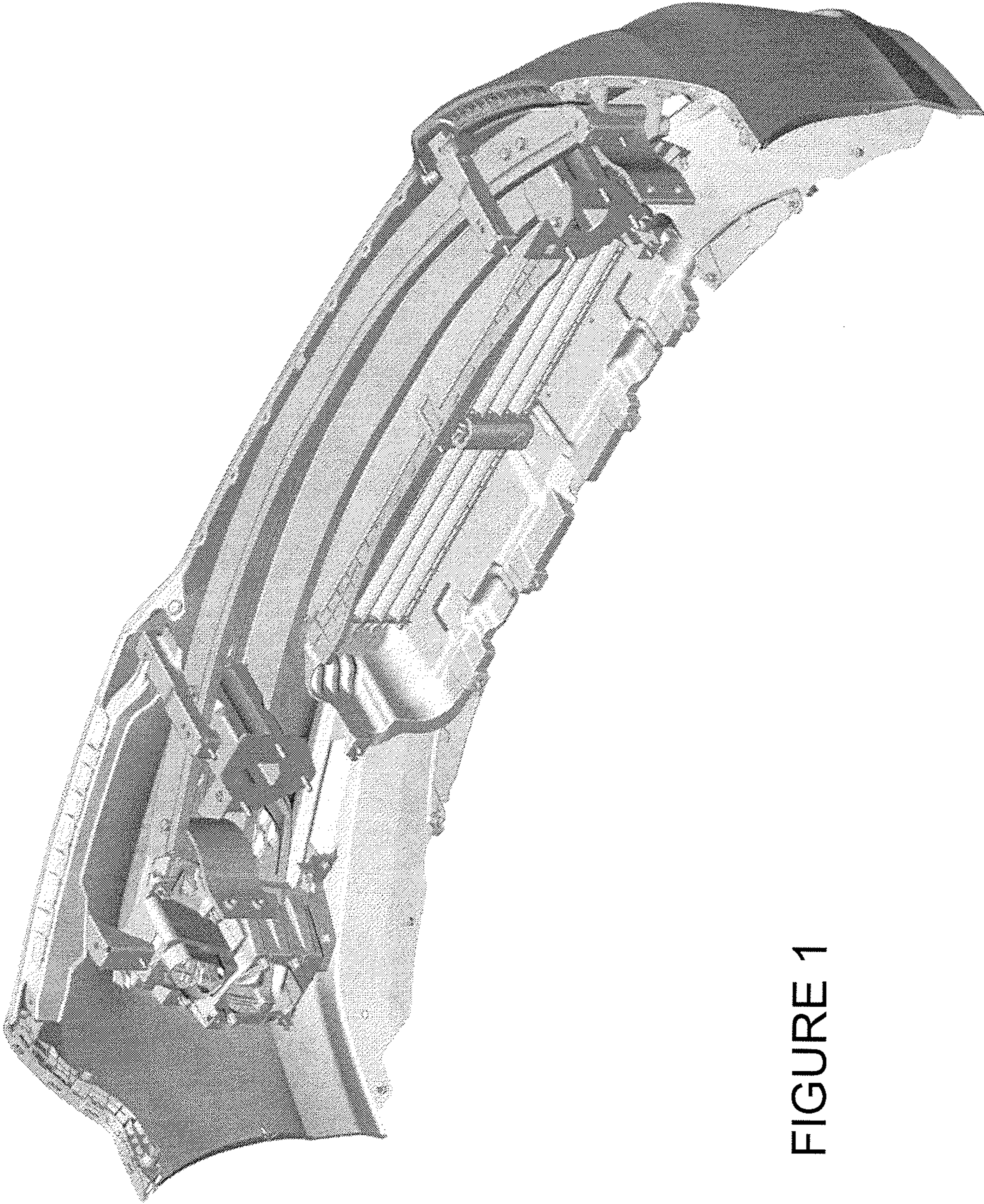


FIGURE 1

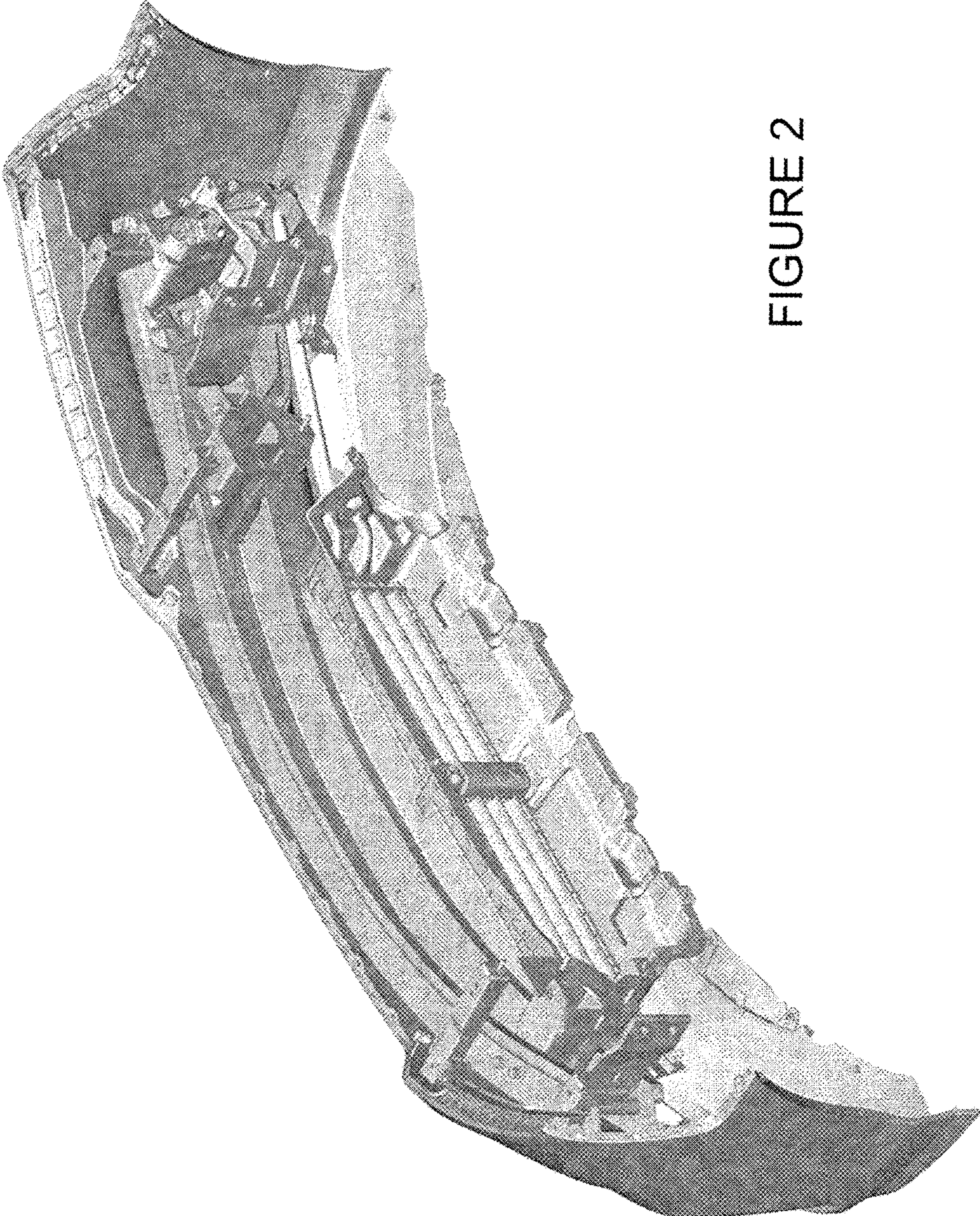
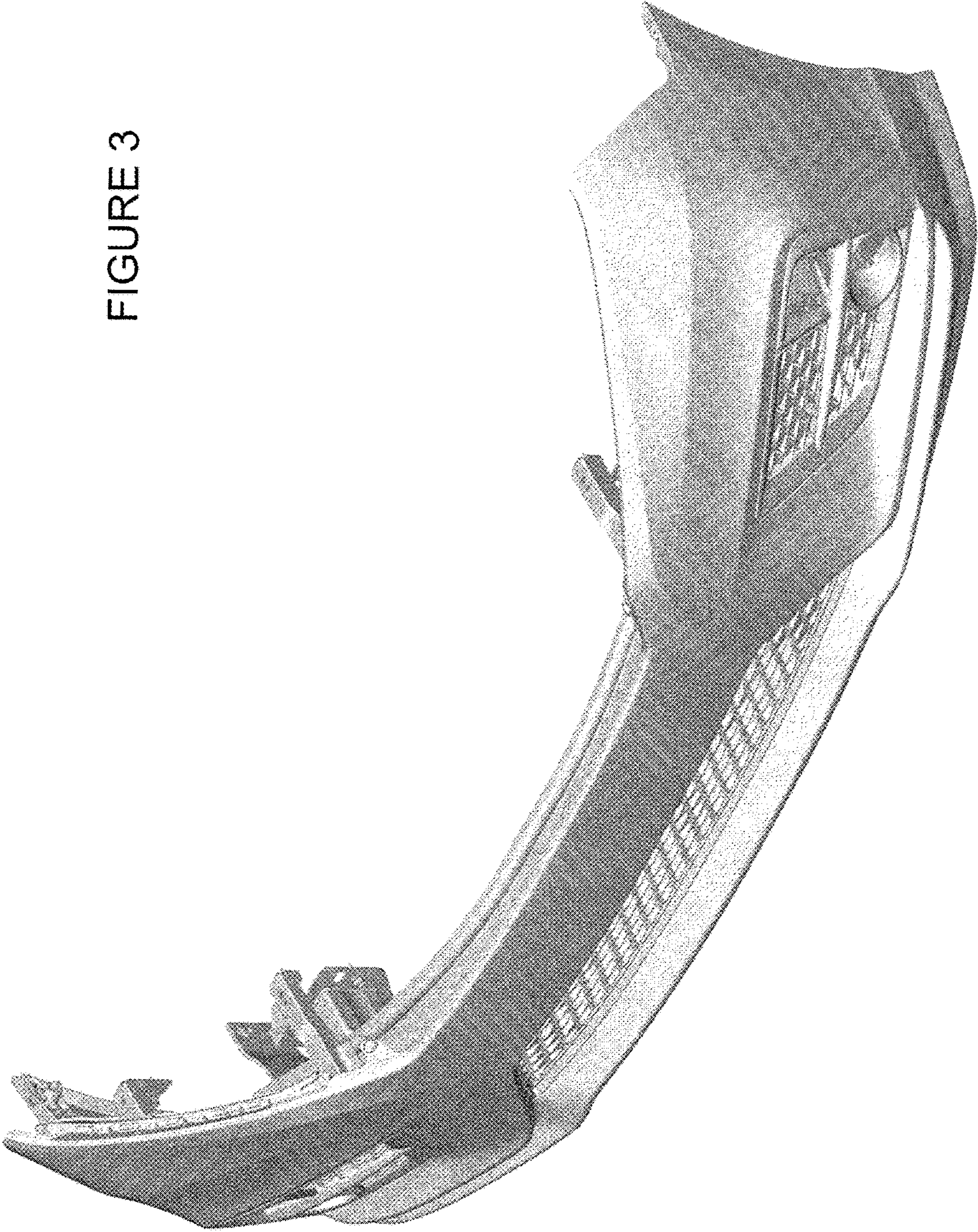


FIGURE 2

FIGURE 3






FIGURE 4

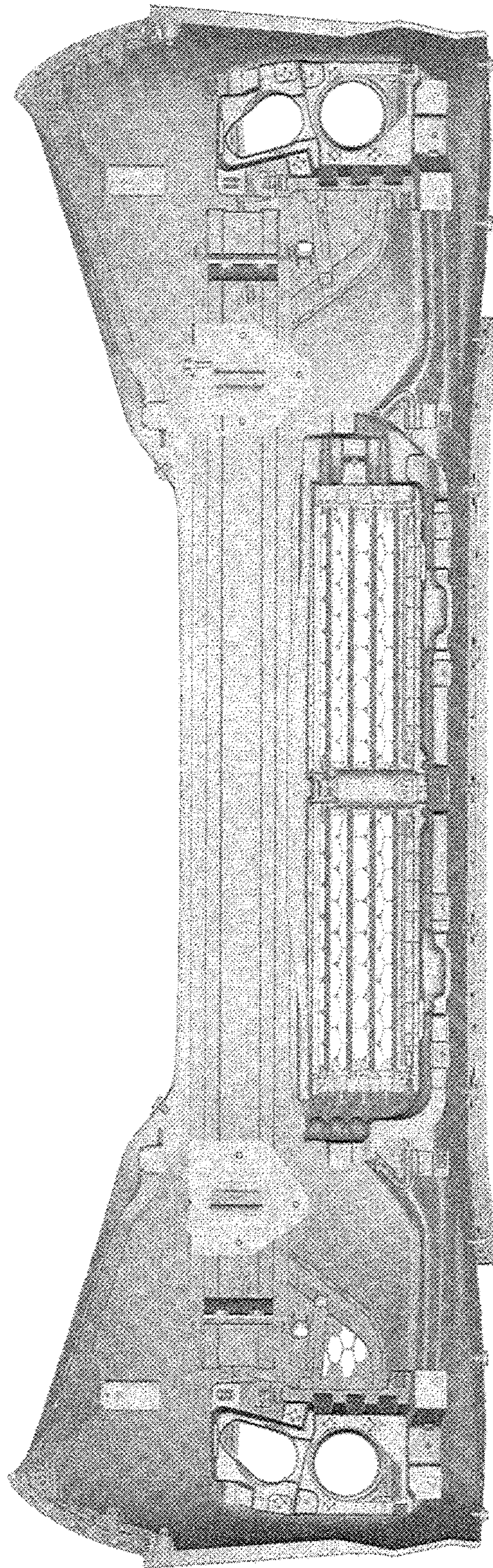


FIGURE 5

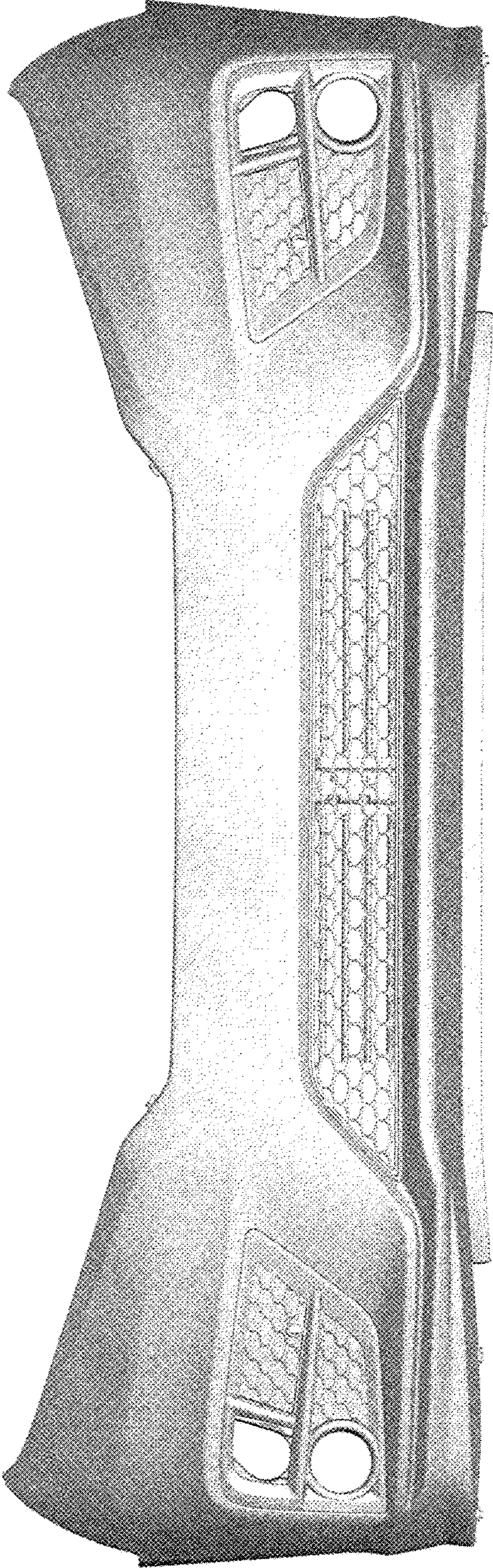


FIGURE 6



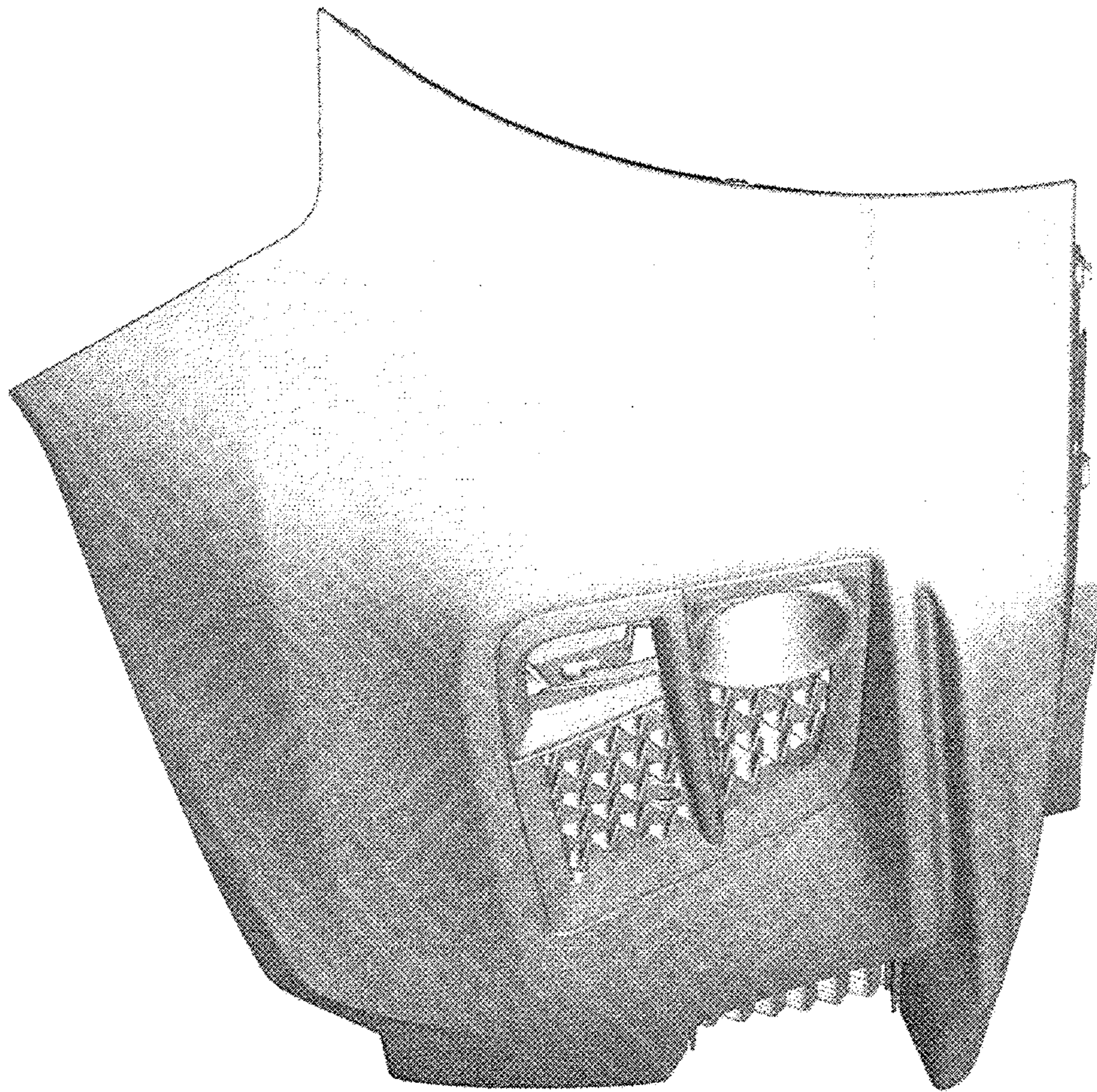


FIGURE 7




FIGURE 8

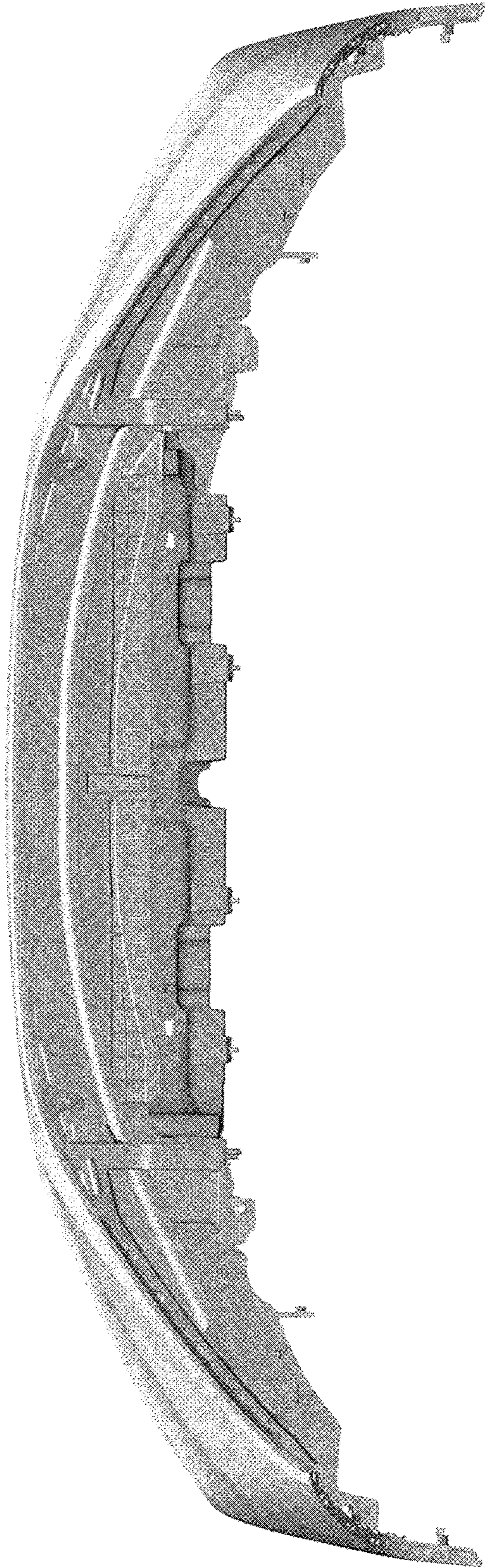


FIGURE 9

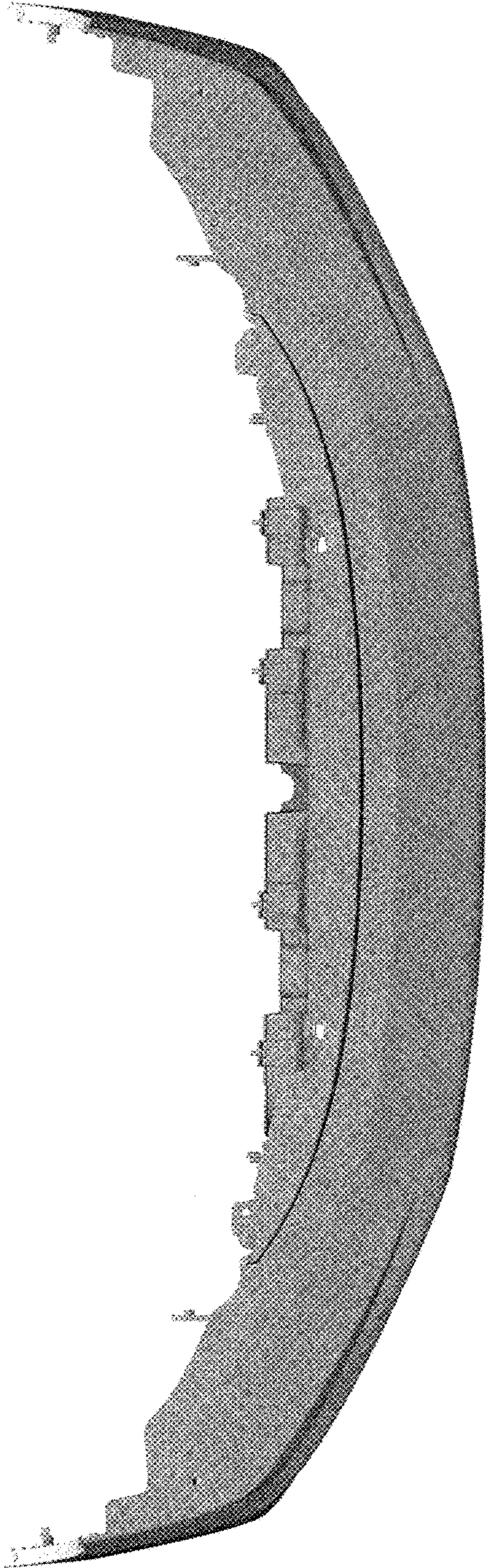


FIGURE 10