



US00D793925S

(12) **United States Design Patent**  
**Park et al.**

(10) **Patent No.:** **US D793,925 S**

(45) **Date of Patent:** **\*\* Aug. 8, 2017**

(54) **FRONT BUMPER FOR AN AUTOMOBILE**

(71) Applicant: **Kia Motors Corporation**, Seoul (KR)

(72) Inventors: **Ro Ha Park**, Gyeonggi-do (KR); **Ju Young Kim**, Gyeonggi-do (KR)

(73) Assignee: **Kia Motors Corporation**, Seoul (KR)

(\*\*) Term: **15 Years**

(21) Appl. No.: **29/557,640**

(22) Filed: **Mar. 10, 2016**

(30) **Foreign Application Priority Data**

Sep. 21, 2015 (KR) ..... 30-2015-0047869

(51) **LOC (10) Cl.** ..... **12-16**

(52) **U.S. Cl.**  
USPC ..... **D12/169**

(58) **Field of Classification Search**  
USPC .... D12/169, 216, 90-92, 86, 171, 196, 163;  
293/102, 113, 115, 117, 120; 296/180.1,  
296/180.2

CPC ..... B60R 19/02; B60R 19/04; B62D 25/08  
See application file for complete search history.

(56) **References Cited**

**U.S. PATENT DOCUMENTS**

D725,011 S \* 3/2015 Kobayashi ..... D12/169  
D725,012 S \* 3/2015 Murase ..... D12/169  
D735,095 S \* 7/2015 Kawasaki ..... D12/169  
D737,738 S \* 9/2015 Nordmann ..... D12/169

D753,561 S \* 4/2016 Iwauchi ..... D12/169  
D763,145 S \* 8/2016 Tsutamori ..... D12/169  
D766,788 S \* 9/2016 Kim ..... D12/169  
D778,214 S \* 2/2017 Kim ..... D12/169  
D781,189 S \* 3/2017 Kim ..... D12/169  
D781,758 S \* 3/2017 Kim ..... D12/169

\* cited by examiner

*Primary Examiner* — Melody N Brown

(74) *Attorney, Agent, or Firm* — Mintz Levin Cohn Ferris  
Glovsky and Popeo, P.C.; Kongsik Kim

(57) **CLAIM**

The ornamental design for a front bumper for an automobile,  
as shown and described.

**DESCRIPTION**

FIG. 1 is a perspective view of a front bumper for an  
automobile according to the present invention.

FIG. 2 is a front view of the front bumper for an automobile  
of FIG. 1.

FIG. 3 is a rear view of the front bumper for an automobile  
of FIG. 1.

FIG. 4 is a left side view of the front bumper for an  
automobile of FIG. 1.

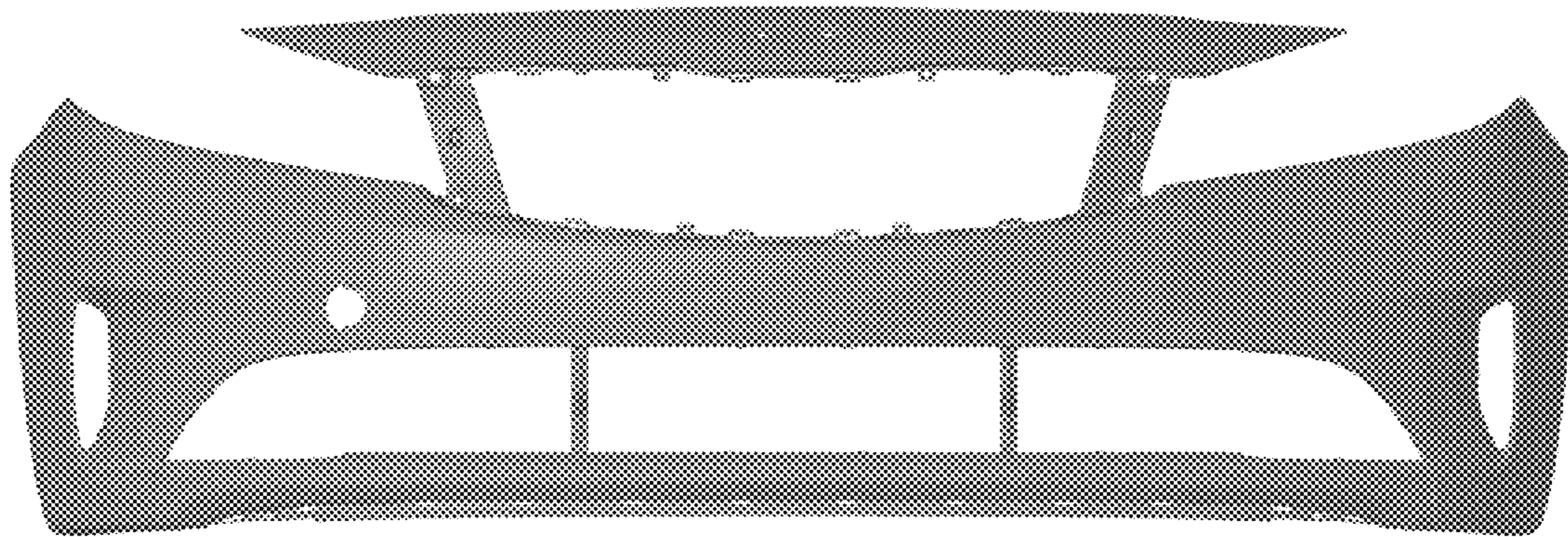
FIG. 5 is a right side view of the front bumper for an  
automobile of FIG. 1.

FIG. 6 is a top view of the front bumper for an automobile  
of FIG. 1.


FIG. 7 is a bottom view of the front bumper for an auto-  
mobile of FIG. 1; and,

FIG. 8 is a rear perspective view of the front bumper for an  
automobile of FIG. 1.

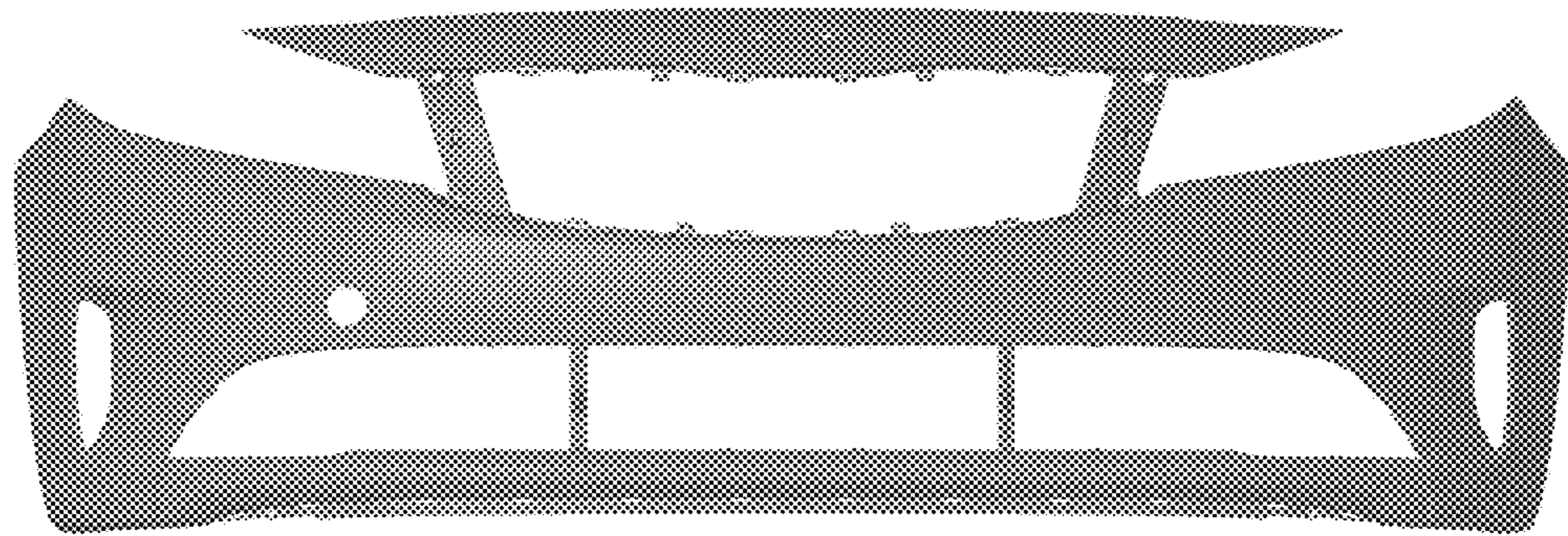
**1 Claim, 8 Drawing Sheets**



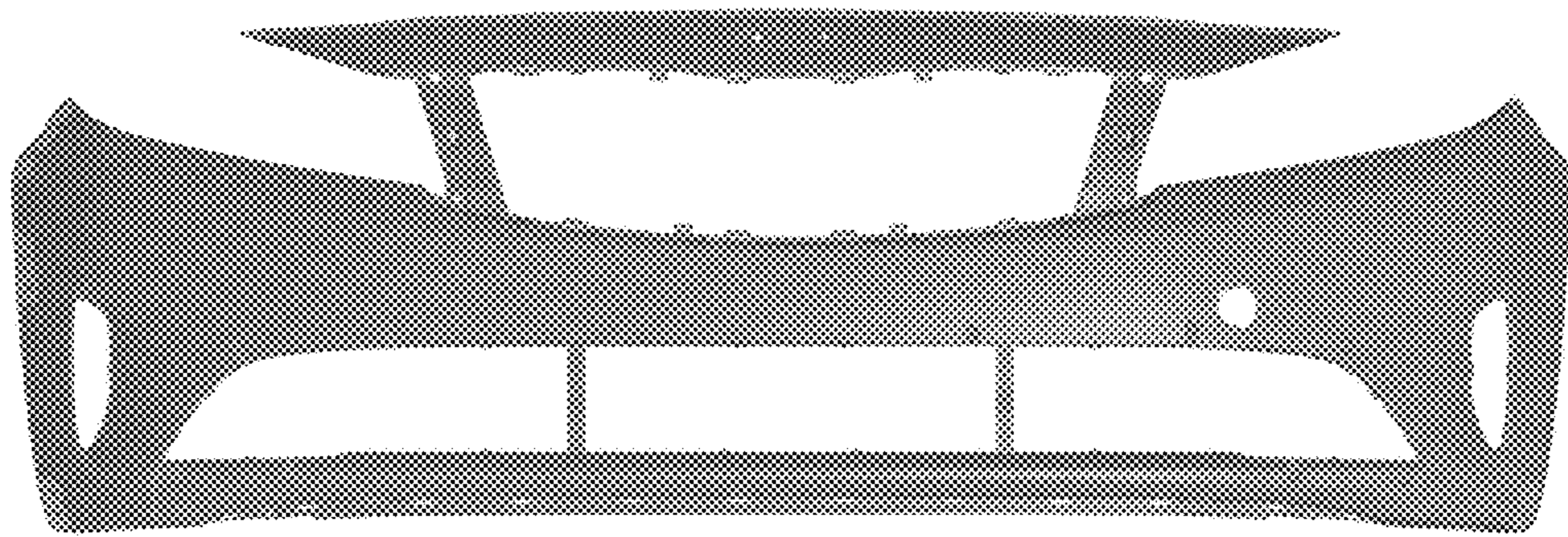
**FIG. 1**



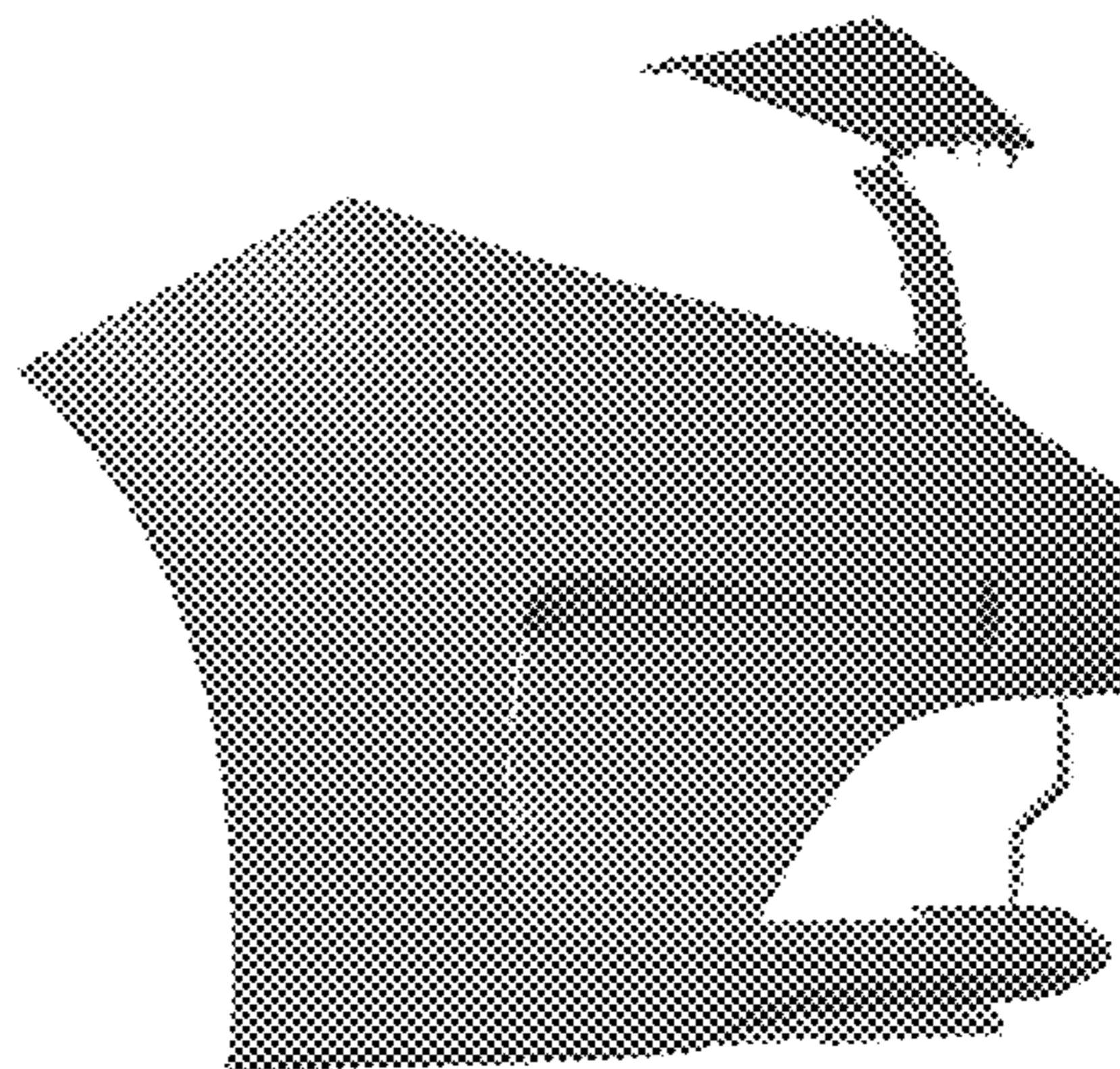
**FIG. 2**



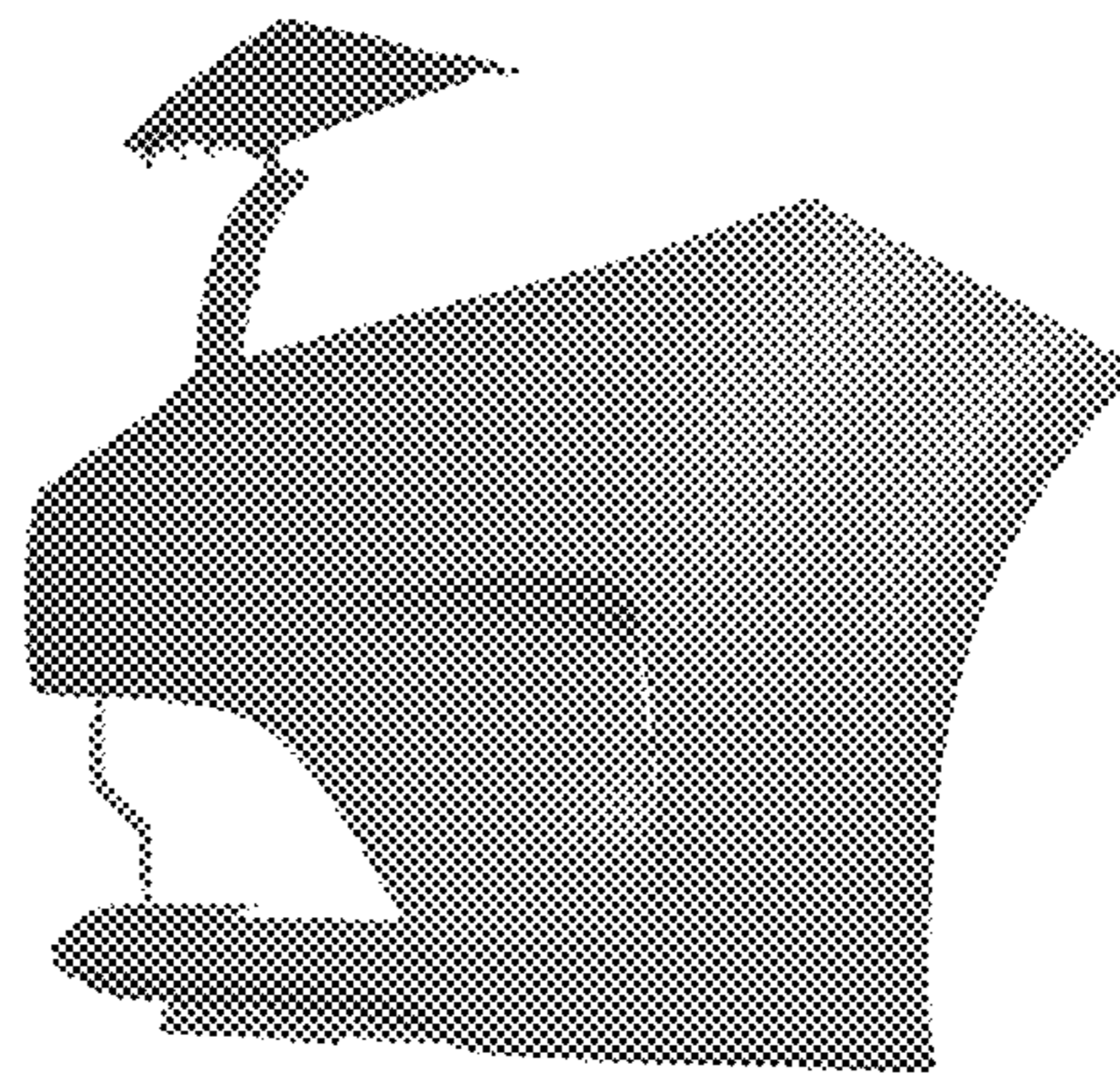
**FIG. 3**




**FIG. 4**



**FIG. 5**



**FIG. 6**



**FIG. 7**






FIG. 8

