



US00D793910S

(12) **United States Design Patent** (10) **Patent No.:** **US D793,910 S**
Liese (45) **Date of Patent:** **** Aug. 8, 2017**

(54) **MOTOR VEHICLE, TOY AND REPLICAS THEREOF**

(71) Applicant: **AUDI AG**, Ingolstadt (DE)

(72) Inventor: **Florian Liese**, Ingolstadt (DE)

(73) Assignee: **AUDI AG**, Ingolstadt (DE)

(**) Term: **15 Years**

(21) Appl. No.: **29/575,920**

(22) Filed: **Aug. 30, 2016**

(30) **Foreign Application Priority Data**

Mar. 3, 2016 (EM) 003 011 188-0001
Mar. 3, 2016 (EM) 003 011 188-0002
Mar. 3, 2016 (EM) 003 011 204-0001

(51) **LOC (10) Cl.** **12-08**

(52) **U.S. Cl.**
USPC **D12/92**

(58) **Field of Classification Search**
USPC D12/90-92, 164, 169, 196;
296/181.1-181.5; D21/548, 560
CPC B60Y 2306/01; B60K 11/085
See application file for complete search history.

(56) **References Cited**

U.S. PATENT DOCUMENTS

D671,458 S * 11/2012 Lee D12/92
D672,285 S * 12/2012 Jauch Paganetti D12/92
D673,079 S * 12/2012 Goto D12/92
D673,484 S * 1/2013 Robinson D12/92
D684,095 S * 6/2013 Beaven D12/82
D685,293 S * 7/2013 Badstuebner D12/82
D689,400 S * 9/2013 Kobayashi D12/92
D692,348 S * 10/2013 Whelan D12/92

D719,878 S * 12/2014 Webber D12/92
D736,672 S * 8/2015 Lamberty
D744,903 S * 12/2015 Jelec D12/92
D755,677 S * 5/2016 Stopka D12/92
D769,155 S * 10/2016 Garand D12/92
D773,959 S * 12/2016 Jelec D12/92

* cited by examiner

Primary Examiner — John Windmuller

Assistant Examiner — Melvin L Davis

(74) *Attorney, Agent, or Firm* — Lucas & Mercanti, LLP;
Klaus P. Stoffel



(57) **CLAIM**

The ornamental design for a motor vehicle, toy and replicas thereof, as shown and described.

DESCRIPTION

FIG. 1 is a front, right side perspective view of the motor vehicle, toy and replicas thereof of the present invention with the convertible top open;
FIG. 2 is a rear, left side perspective view thereof;
FIG. 3 is a front view thereof;
FIG. 4 is a rear view thereof;
FIG. 5 is a right side view thereof;
FIG. 6 is a left side view thereof;
FIG. 7 is a top view thereof;
FIG. 8 is a front, right side perspective view thereof with the convertible top closed;
FIG. 9 is a rear, left side perspective view thereof;
FIG. 10 is a front view thereof;
FIG. 11 is a rear view thereof;
FIG. 12 is a side view thereof;
FIG. 13 is a left side view thereof; and,
FIG. 14 is a top view thereof.
The wheels, headlights and taillights of the motor vehicle do not form part of the claimed design.

1 Claim, 8 Drawing Sheets






Fig. 1




Fig. 2




Fig. 3



Fig. 4

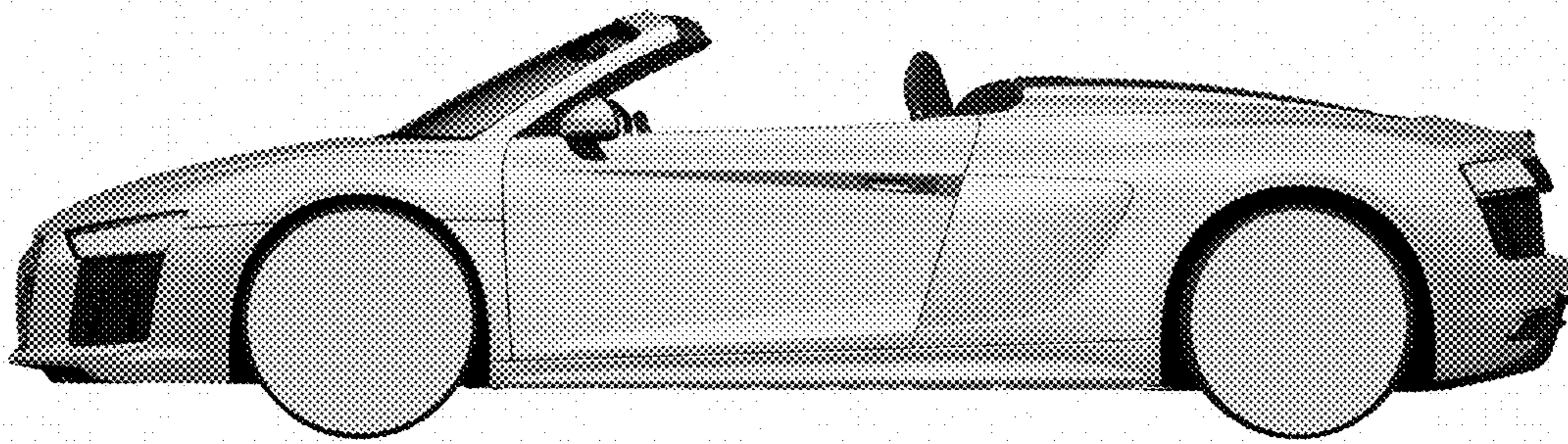


Fig. 5

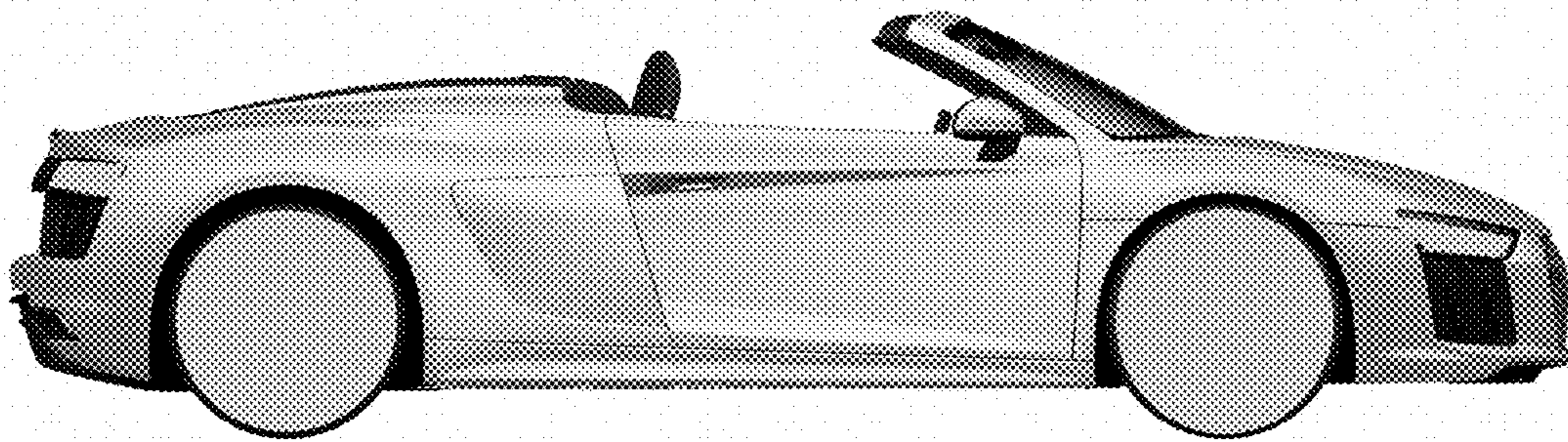


Fig. 6




Fig. 7




Fig. 8




Fig. 9




Fig. 10



Fig. 11




Fig. 12




Fig. 13

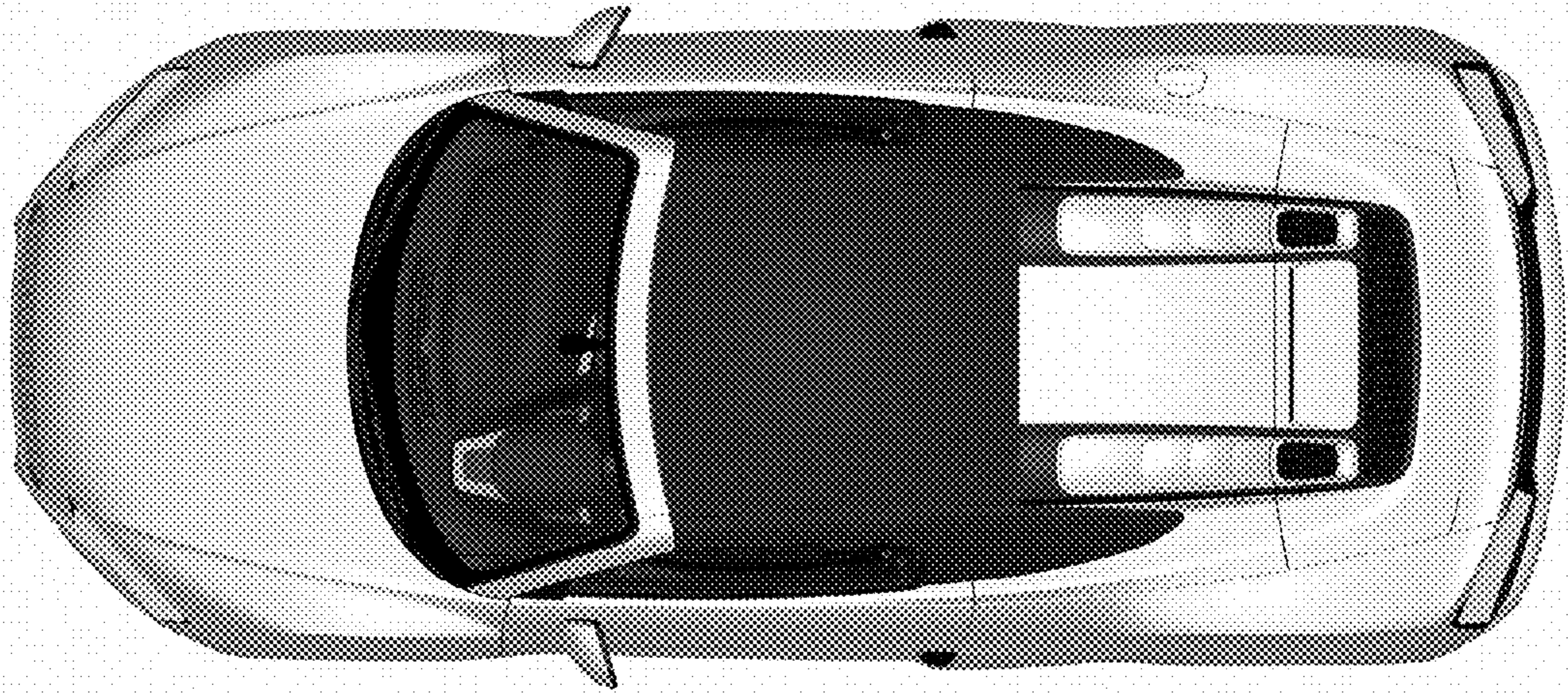


Fig. 14