



US00D793908S

(12) **United States Design Patent** (10) **Patent No.:** **US D793,908 S**  
**Hatton et al.** (45) **Date of Patent:** **\*\* Aug. 8, 2017**

(54) **VEHICLE**  
(71) Applicant: **Jaguar Land Rover Limited**, Whitley,  
Coventry (GB)  
(72) Inventors: **Adam Hatton**, Coventry (GB);  
**Andrew Webber**, Coventry (GB)  
(73) Assignee: **Jaguar Land Rover Limited**, Whitley,  
Coventry (GB)

D719,878 S \* 12/2014 Webber ..... D12/92  
D726,074 S \* 4/2015 Beaven ..... D12/92  
D740,177 S \* 10/2015 Callum ..... D12/92  
D748,535 S \* 2/2016 Hatton ..... D12/92  
D758,921 S \* 6/2016 Hatton ..... D12/92

\* cited by examiner

*Primary Examiner* — Melody N Brown  
(74) *Attorney, Agent, or Firm* — Wood Herron & Evans  
LLP

(\*\*) Term: **15 Years**  
(21) Appl. No.: **29/546,980**  
(22) Filed: **Nov. 30, 2015**

(57) **CLAIM**  
The ornamental design for a vehicle, as shown and  
described.

(30) **Foreign Application Priority Data**  
Jun. 15, 2015 (EM) ..... 002719294  
(51) **LOC (10) Cl.** ..... **12-08**  
(52) **U.S. Cl.**  
USPC ..... **D12/92**  
(58) **Field of Classification Search**  
USPC ..... D12/86, 90-92; D21/421, 433, 434;  
296/181.1, 181.5  
CPC ..... B62D 35/00; B62D 25/00; B62D 25/06;  
B62D 33/00  
See application file for complete search history.

**DESCRIPTION**

FIG. 1 is a right front perspective view of a vehicle accord-  
ing to the present invention.  
FIG. 2 is a left rear perspective view thereof.  
FIG. 3 is a front view thereof.  
FIG. 4 is a rear view thereof.  
FIG. 5 is right side view thereof.  
FIG. 6 is a left side view thereof.  
FIG. 7 is a top view thereof.  
FIG. 8 is a right front perspective view of a vehicle accord-  
ing to a second embodiment of the present invention.  
FIG. 9 is a left rear perspective view of FIG. 8.  
FIG. 10 is a front view thereof.  
FIG. 11 is a rear view thereof.  
FIG. 12 is right side view thereof.  
FIG. 13 is a left side view thereof; and,  
FIG. 14 is a top view thereof.  
Any elements shown in broken lines in the Figures form no  
part of the claimed invention, and are instead included to  
show environmental aspects of the claimed invention. Also,  
broken lines shown adjacent to any shaded portions form an  
unclaimed boundary of the design.

(56) **References Cited**  
U.S. PATENT DOCUMENTS  
D686,535 S \* 7/2013 Van Braeckel ..... D12/92  
D700,544 S \* 3/2014 Ramaciotti ..... D12/92  
D704,101 S \* 5/2014 Beaven ..... D12/92  
D705,129 S \* 5/2014 Badstuebner ..... D12/91  
D706,174 S \* 6/2014 Garand ..... D12/92  
D711,287 S \* 8/2014 Butterworth ..... D12/92  
D711,288 S \* 8/2014 Butterworth ..... D12/92  
D718,662 S \* 12/2014 Ishizuka ..... D12/92

**1 Claim, 10 Drawing Sheets**








FIG. 1



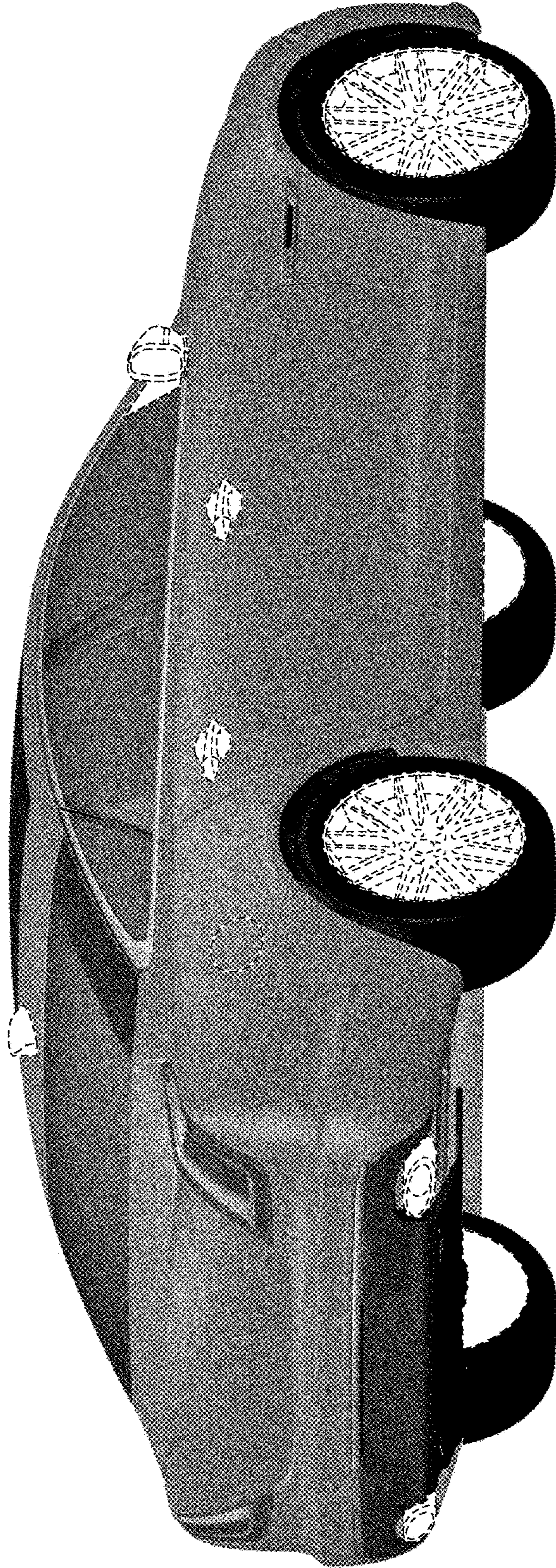


FIG. 2





FIG. 3




FIG. 4






FIG. 5




FIG. 6






FIG. 7






FIG. 8



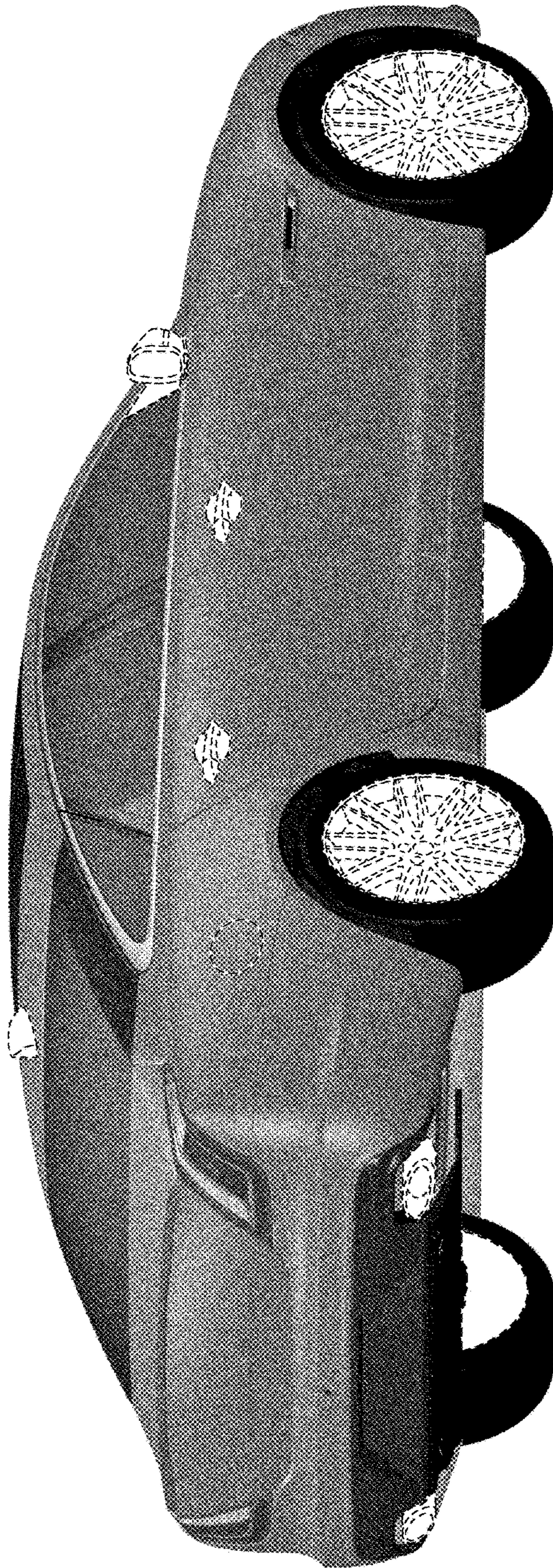


FIG. 9





FIG. 10




FIG. 11






FIG. 12




FIG. 13






FIG. 14



UNITED STATES PATENT AND TRADEMARK OFFICE  
**CERTIFICATE OF CORRECTION**

PATENT NO. : D793,908 S  
APPLICATION NO. : 29/546980  
DATED : August 8, 2017  
INVENTOR(S) : Adam Hatton et al.

Page 1 of 1

It is certified that error appears in the above-identified patent and that said Letters Patent is hereby corrected as shown below:

On the Title Page

At Column 2, Description, Line 6, "FIG. 5 is right side view thereof." should read --FIG. 5 is a right side view thereof.--.

At Column 2, Description, Line 12, "FIG. 10 is a front view thereof." should read --FIG. 10 is a front view of FIG. 8.--.


At Column 2, Description, Line 13, "FIG. 11 is a rear view thereof." should read --FIG. 11 is a rear view of FIG. 8.--.

At Column 2, Description, Line 14, "FIG. 12 is right side view thereof;" should read --FIG. 12 is a right side view of FIG. 8.--.

At Column 2, Description, Line 15, "FIG. 13 is a left side view thereof; and," should read --FIG. 13 is a left side view of FIG. 8; and,--.

At Column 2, Description, Line 16, "FIG. 14 is a top view thereof." should read --FIG. 14 is a top view of FIG. 8.--.

Signed and Sealed this  
Twenty-sixth Day of December, 2017



Joseph Matal

*Performing the Functions and Duties of the  
Under Secretary of Commerce for Intellectual Property and  
Director of the United States Patent and Trademark Office*