



US00D793894S

(12) **United States Design Patent** (10) **Patent No.:** **US D793,894 S**
Schwaninger (45) **Date of Patent:** **** Aug. 8, 2017**

(54) **BRACELET**
(71) Applicant: **VAN CLEEF & ARPELS SA,**
Villars-sur-Glâne (CH)
(72) Inventor: **Kia Schwaninger,** Brooklyn, NY (US)
(73) Assignee: **Van Cleef & Arpels SA,**
Villars-sur-Glâne (CH)

D151,712 S * 11/1948 Philippe D11/16
D154,980 S * 8/1949 Bender D11/22
D161,303 S * 12/1950 Bender D11/22
D254,362 S * 3/1980 Minassian D11/14
D352,476 S * 11/1994 Lefevre D11/25
D397,953 S * 9/1998 Tong D11/6
D460,373 S * 7/2002 Cabarbaye D11/3
D705,111 S * 5/2014 Namazy D11/27
D761,147 S * 7/2016 Monachon D11/12
2016/0316864 A1 * 11/2016 Cluseau A44C 5/107

(**) Term: **15 Years**
(21) Appl. No.: **29/559,220**
(22) Filed: **Mar. 25, 2016**

(30) **Foreign Application Priority Data**
Sep. 28, 2015 (WO) DM/087744
(51) **LOC (10) Cl.** **11-01**
(52) **U.S. Cl.**
USPC **D11/6**
(58) **Field of Classification Search**
USPC D11/1-39; D28/39-43
CPC .. A44C 5/00; A44C 5/10; A44C 5/022; A44C
5/025; A44C 5/145; A44C 5/0007; A44C
5/0061; A44C 5/0076; A44C 5/0084;
A44C 5/0092; A44C 5/2071; A44C
5/2085; A44C 9/0038; A44C 9/0053;
A44C 17/02; A44C 5/0069; A44C 5/142;
A44C 15/005; A44C 15/0005; A44C
17/001; A44C 17/003; A44C 17/005
See application file for complete search history.

(56) **References Cited**
U.S. PATENT DOCUMENTS
D32,439 S * 4/1900 Gay D11/12
D78,900 S * 7/1929 Saccoccia D11/17
1,891,056 A * 12/1932 Schoeninger A44C 5/102
59/80

OTHER PUBLICATIONS

2luxury2 reference (available online May 25, 2016) Retrieved from the internet Nov. 18, 2016, retrieved from the internet URL: <http://www.2luxury2.com/fine-jewellery-van-cleef-arpels-bouton-dor/>.*

* cited by examiner

Primary Examiner — Garth Rademaker
Assistant Examiner — Richard Kearney
(74) *Attorney, Agent, or Firm* — Taft Stettinius & Hollister LLP


(57) **CLAIM**

The ornamental design for a bracelet, as shown and described.

DESCRIPTION

FIG. 1 is a front elevational view of a bracelet showing my new design;
FIG. 2 is a back elevational view thereof;
FIG. 3 is a top plan view thereof;
FIG. 4 is a bottom plan view thereof;
FIG. 5 is a left side elevational view thereof;
FIG. 6 is a right side elevational view thereof; and,
FIG. 7 is a right, front perspective view thereof.
The broken lines shown in the drawings illustrate portions of the bracelet that form no part of the claimed design.

1 Claim, 5 Drawing Sheets






Fig. 1

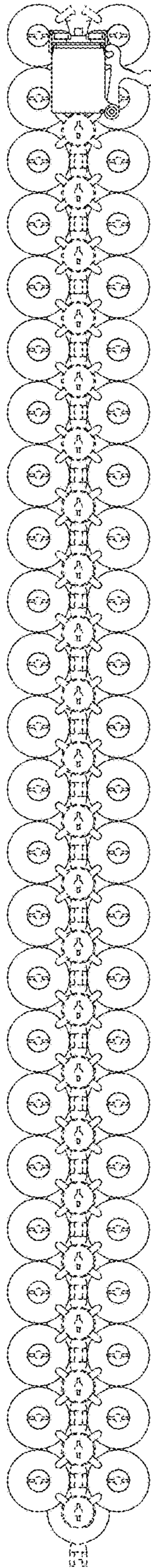


Fig. 2

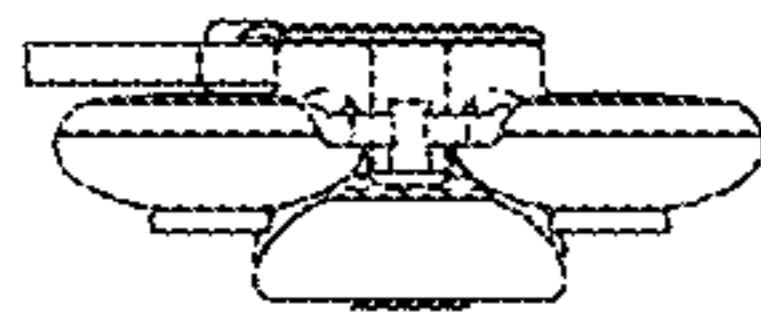


Fig. 3

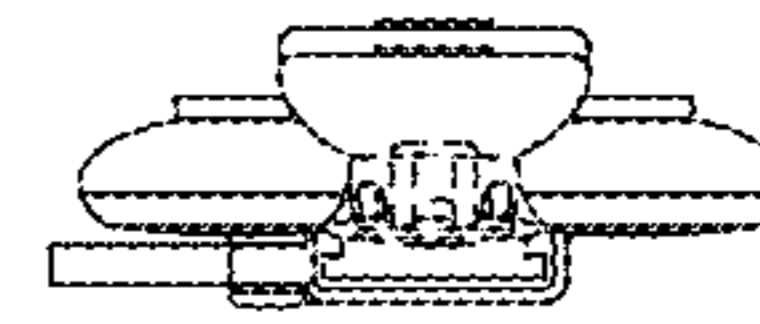


Fig. 4

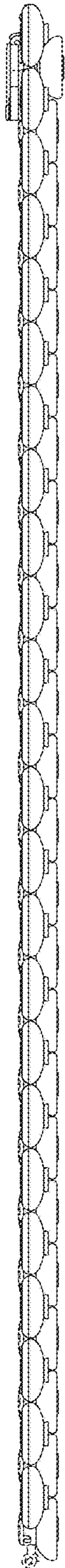


Fig. 5

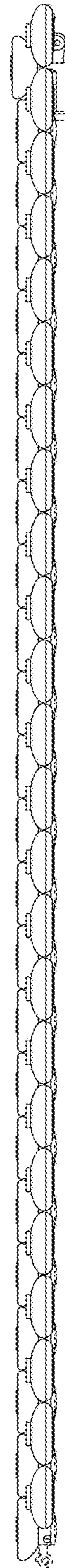


Fig. 6




Fig. 7