



US00D793890S

(12) **United States Design Patent** (10) **Patent No.:** **US D793,890 S**
Hong (45) **Date of Patent:** **** Aug. 8, 2017**

(54) **COLLAPSIBLE TRIANGULAR WARNING FRAME**

(71) Applicant: **Shanghai KaZheng Energy Technology Co Ltd, Shanghai (CN)**

(72) Inventor: **Xia Tie Hong, Shanghai (CN)**

(73) Assignee: **SHANGHAI KAZHENG ENERGY TECHNOLOGY CO., LTD., Shanghai (CN)**

(**) Term: **15 Years**

(21) Appl. No.: **29/557,467**

(22) Filed: **Mar. 9, 2016**

(30) **Foreign Application Priority Data**

Jan. 8, 2016 (CN) 2016 3 0005695

(51) **LOC (10) Cl.** **10-05**

(52) **U.S. Cl.**
USPC **D10/113.4**

(58) **Field of Classification Search**
USPC D10/109.1, 109.2, 113.4, 114.1, 114.9, D10/121
CPC G08G 1/0116; G08G 1/095; G08G 1/0145; G08G 1/166; G08G 1/09; G08G 1/096783; B60Q 1/08; B60Q 1/52; B60Q 2300/45; G09F 13/16; E01F 9/654; E01F 9/688
See application file for complete search history.

(56) **References Cited**

U.S. PATENT DOCUMENTS

D221,810 S * 9/1971 Kinery D10/113.4
3,806,234 A * 4/1974 Brudy B60Q 7/005
116/63 P
3,933,119 A * 1/1976 Hedgewick B60Q 7/005
116/63 P

3,934,542 A * 1/1976 May B60Q 7/005
116/63 P
D240,514 S * 7/1976 Brudy D10/111
4,403,565 A * 9/1983 Bleiweiss B60Q 7/005
116/63 P
4,805,550 A * 2/1989 Raczkowski B60Q 7/005
116/63 T
D311,148 S * 10/1990 Yuen D10/109.1
5,349,346 A * 9/1994 Wu B60Q 7/005
116/63 T
D383,080 S * 9/1997 Derrick D10/113.4
5,775,253 A * 7/1998 Quan E01F 9/688
116/63 P
5,970,639 A * 10/1999 Hui E01F 9/615
40/610
6,276,080 B1 * 8/2001 Brennan B60Q 1/268
116/63 T

(Continued)

Primary Examiner — George D Kirschbaum

Assistant Examiner — Joseph Kukella

(74) *Attorney, Agent, or Firm* — Muncy, Geissler, Olds & Lowe, PC

(57) **CLAIM**

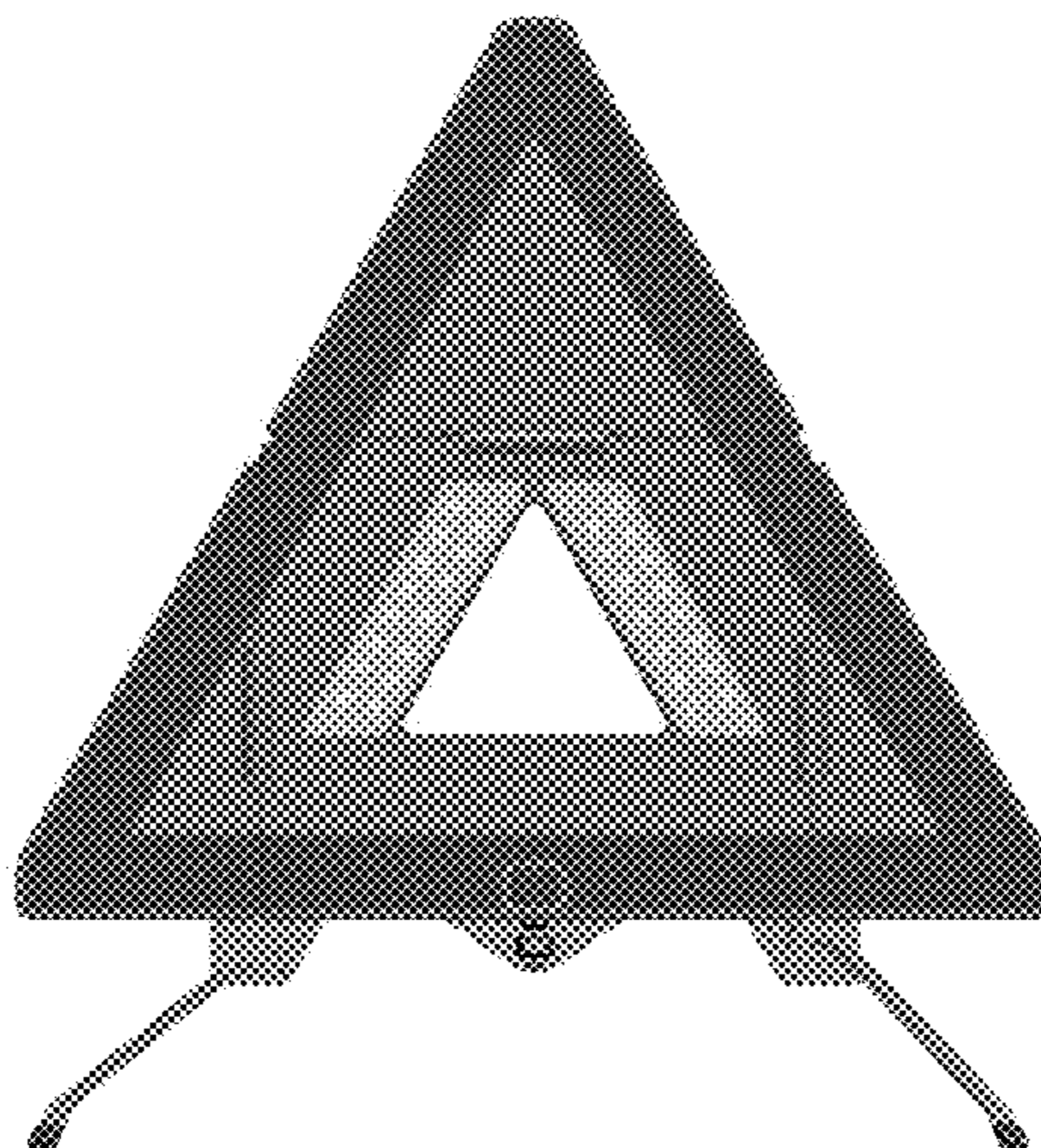
The ornamental design for a collapsible triangular warning frame, as shown and described.

DESCRIPTION

The patent or application file contains at least one drawing executed in color. Copies of this patent or patent application publication with color drawing(s) will be provided by the Office upon request and payment of the necessary fee.

FIG. 1 is a front elevational view of a collapsible triangular warning frame showing my new design;
FIG. 2 is a rear elevational view thereof;
FIG. 3 is a left side view thereof
FIG. 4 is a right side view thereof;
FIG. 5 is a top plan view thereof; and,
FIG. 6 is a bottom plan view thereof.

1 Claim, 6 Drawing Sheets
(6 of 6 Drawing Sheet(s) Filed in Color)



(56)

References Cited

U.S. PATENT DOCUMENTS

D557,625 S *	12/2007	Yu	D10/113.4
9,242,600 B2 *	1/2016	Al Shalabi	B60Q 7/00
2006/0181432 A1 *	8/2006	Monteith	B60Q 7/00
			340/907
2011/0067620 A1 *	3/2011	Li	B60Q 1/52
			116/30
2012/0188071 A1 *	7/2012	Ho	B60Q 7/00
			340/473

* cited by examiner

FIG. 1

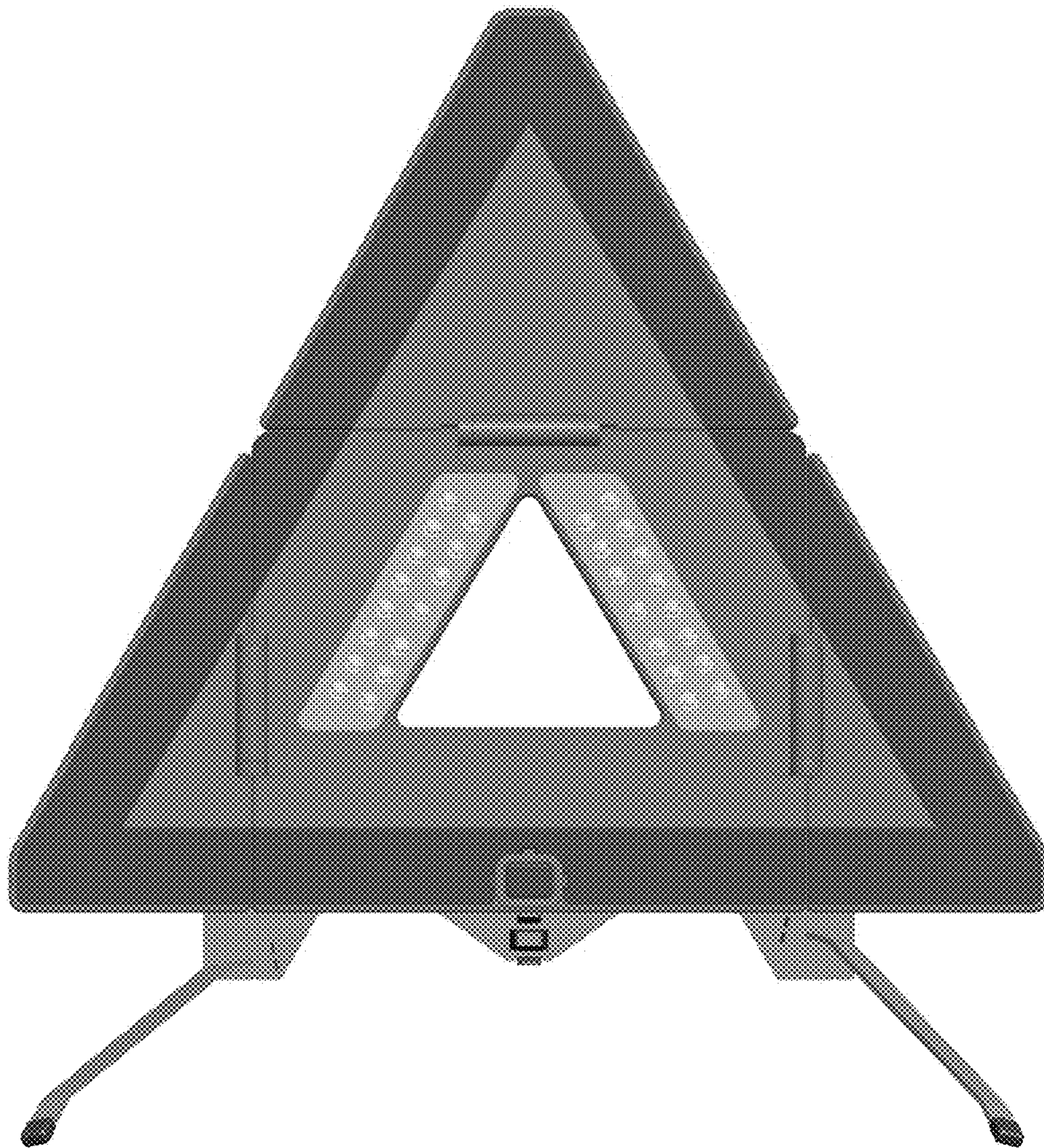


FIG. 2

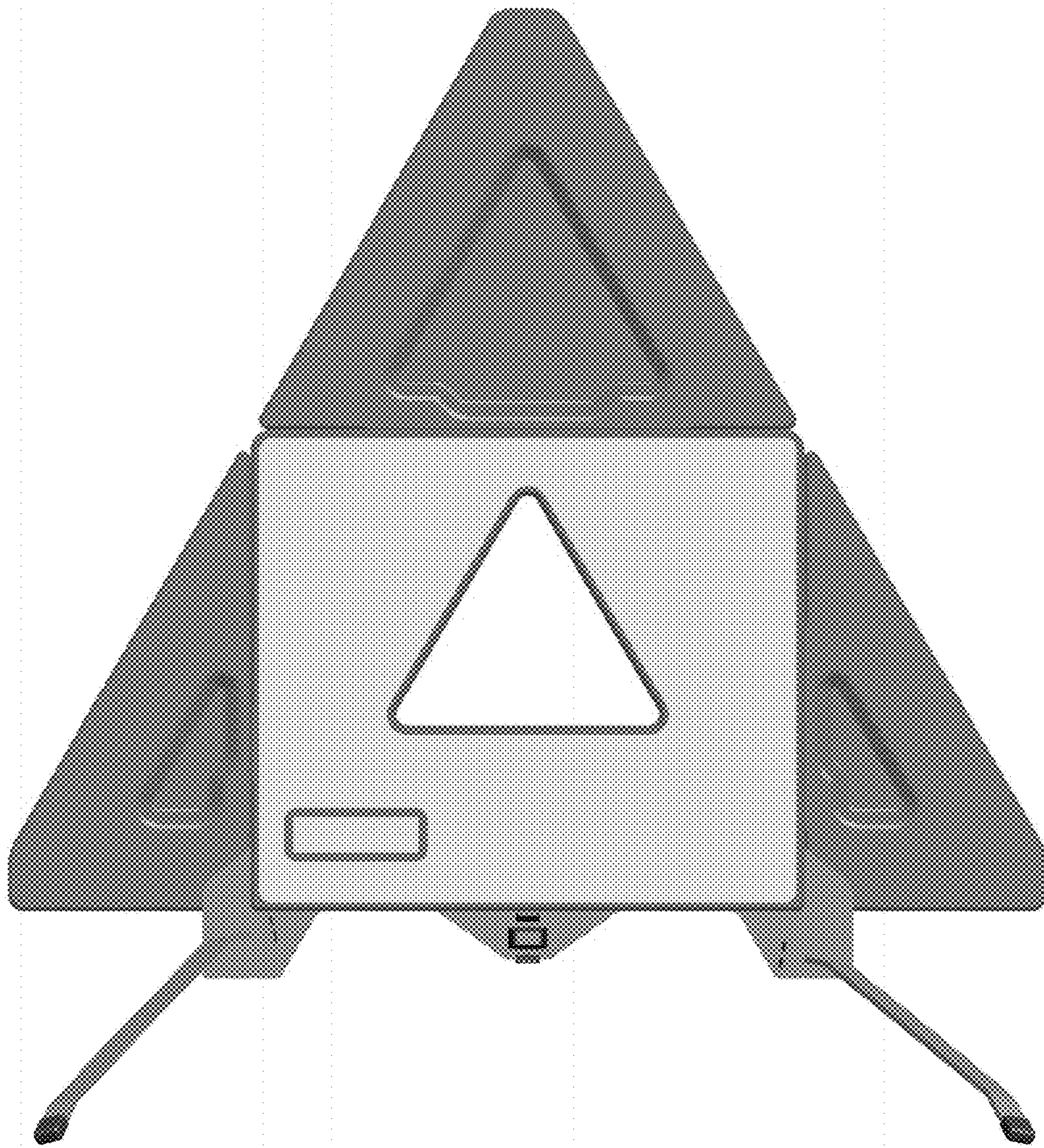


FIG. 3



FIG. 4



FIG. 5



FIG. 6

