



US00D793874S

(12) **United States Design Patent** (10) **Patent No.:** **US D793,874 S**
Abdourahim (45) **Date of Patent:** **** Aug. 8, 2017**

(54) **WRISTWATCH**

(71) Applicant: **HARRY WINSTON SA,**
Plan-les-Ouates (CH)

(72) Inventor: **Delphine Abdourahim,** New York, NY
(US)

(73) Assignee: **HARRY WINSTON SA,**
Plan-les-Ouates (CH)

(**) Term: **15 Years**

(21) Appl. No.: **29/538,469**

(22) Filed: **Sep. 3, 2015**

(30) **Foreign Application Priority Data**

Mar. 3, 2015 (WO) DM/085760

(51) **LOC (10) Cl.** **10-02**

(52) **U.S. Cl.**
USPC **D10/32**

(58) **Field of Classification Search**
USPC D10/132; D14/344, 138 R; 368/294
CPC G04B 19/00; G04B 19/06; G04B 39/00;
G04B 39/002; G04B 39/004; G04B
39/006; G04F 7/06; A01G 25/165; B05B
12/02

See application file for complete search history.

(56) **References Cited**

U.S. PATENT DOCUMENTS

D386,979 S * 12/1997 Kubisch D10/32
D743,275 S * 11/2015 Riviere D10/125

* cited by examiner

Primary Examiner — Sandra Snapp
(74) *Attorney, Agent, or Firm* — Donald J. Ranft; Collen
IP


(57) **CLAIM**

The ornamental design for a wristwatch, as shown.

DESCRIPTION

FIG. 1 is a front right perspective view of a wristwatch showing my new design;
FIG. 2 is a front view thereof;
FIG. 3 is a rear left perspective view thereof;
FIG. 4 is a rear view thereof;
FIG. 5 is a right side view thereof;
FIG. 6 is a left side view thereof;
FIG. 7 is a top view thereof; and,
FIG. 8 is a bottom view thereof.

1 Claim, 6 Drawing Sheets






Figure 1

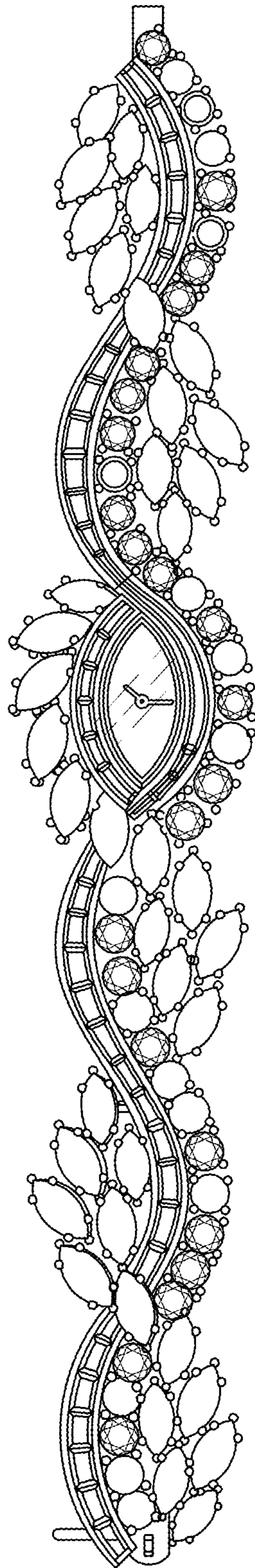


Figure 2




Figure 3




Figure 4

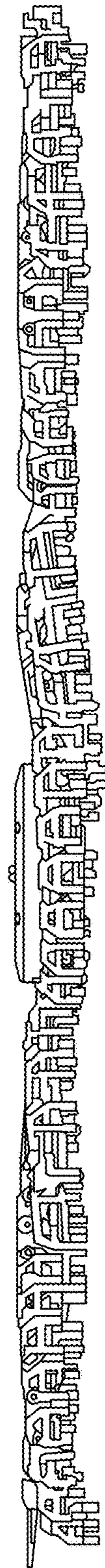


Figure 5

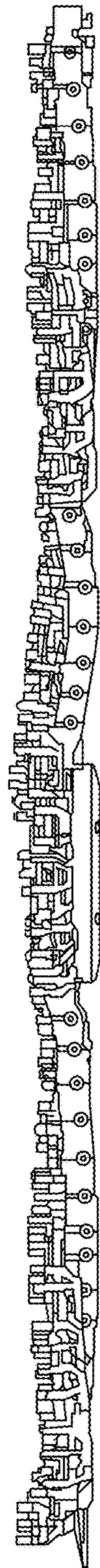


Figure 6

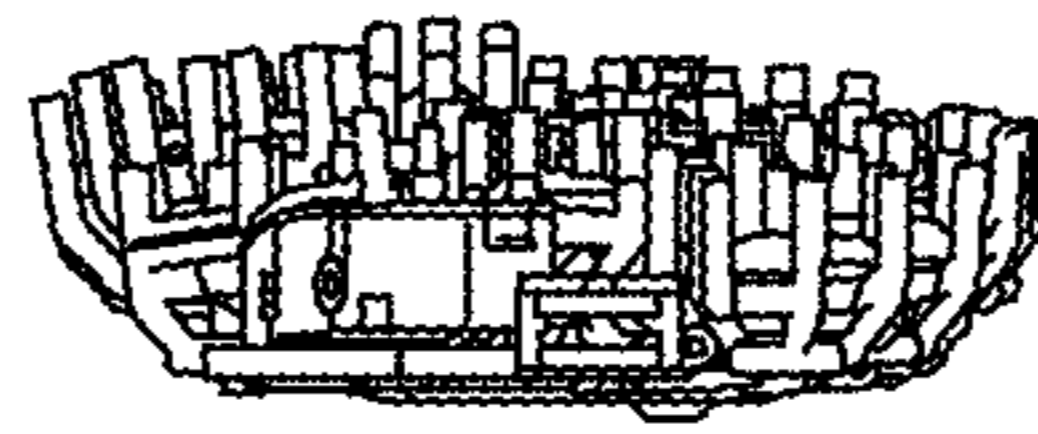


Figure 7

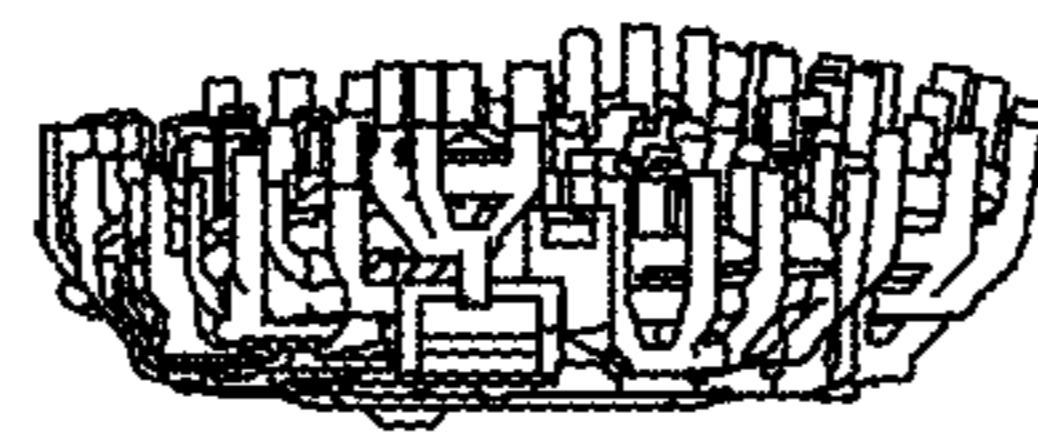


Figure 8