

US00D793859S

(12) **United States Design Patent** (10) **Patent No.:** **US D793,859 S**
Yourist (45) **Date of Patent:** **** *Aug. 8, 2017**

(54) **CONTAINER**

(71) Applicant: **Graham Packaging Company, L.P.**,
York, PA (US)

(72) Inventor: **Sheldon E. Yourist**, York, PA (US)

(73) Assignee: **GRAHAM PACKAGING
COMPANY, L.P.**, York, PA (US)

D428,341 S * 7/2000 Boutin D9/520
D434,326 S * 11/2000 Smorch D7/399
D454,789 S * 3/2002 Harvey D9/524
D573,885 S 7/2008 Considine et al.
D631,358 S 1/2011 Voelker
D662,825 S * 7/2012 Murphy D9/528
D670,170 S 11/2012 Voelker
D687,712 S * 8/2013 Juna D9/528
D751,913 S * 3/2016 Seecof D9/520
D767,401 S * 9/2016 Yourist D9/528

(Continued)

(*) Notice: This patent is subject to a terminal disclaimer.

(**) Term: **15 Years**

(21) Appl. No.: **29/548,963**

(22) Filed: **Dec. 17, 2015**

(51) **LOC (10) Cl.** **09-01**

(52) **U.S. Cl.**

USPC **D9/428**; D9/531; D9/543; D23/211.1

(58) **Field of Classification Search**

USPC D9/516, 520, 523, 528, 530, 531, 540,
D9/560, 563, 564, 572, 575, 715, 745;
D23/211.1

CPC . B65D 85/00; B65D 1/12; B65D 1/18; B65D
1/20; B65D 21/0237; F16N 3/04

See application file for complete search history.

(56) **References Cited**

U.S. PATENT DOCUMENTS

3,400,846 A 9/1968 Kelly
D277,552 S 2/1985 Kung
D286,615 S 11/1986 Lyons
4,989,738 A 2/1991 Thayer
5,114,028 A 5/1992 Ring
5,299,710 A 4/1994 Welsch
D371,967 S * 7/1996 Miller D9/520
D391,165 S 2/1998 Walker
5,794,818 A 8/1998 Bromwell
6,029,858 A * 2/2000 Srokose B65D 1/18
222/143

FOREIGN PATENT DOCUMENTS

DE 202011052413 U1 1/2012

OTHER PUBLICATIONS

International Search Report and Written Opinion dated Mar. 11,
2016 in International Application No. PCT/US15/66677.

(Continued)

Primary Examiner — Ian Simmons

Assistant Examiner — Keith Frank

(74) *Attorney, Agent, or Firm* — Baker Botts L.L.P.

(57) **CLAIM**

The ornamental design for a container, as shown and described.

DESCRIPTION

FIG. 1 is a perspective view of a container showing our new design;

FIG. 2 is a front view of the container of FIG. 1.

FIG. 3 is a rear view of the container of FIG. 1.

FIG. 4 is a left side view of the container of FIG. 1.

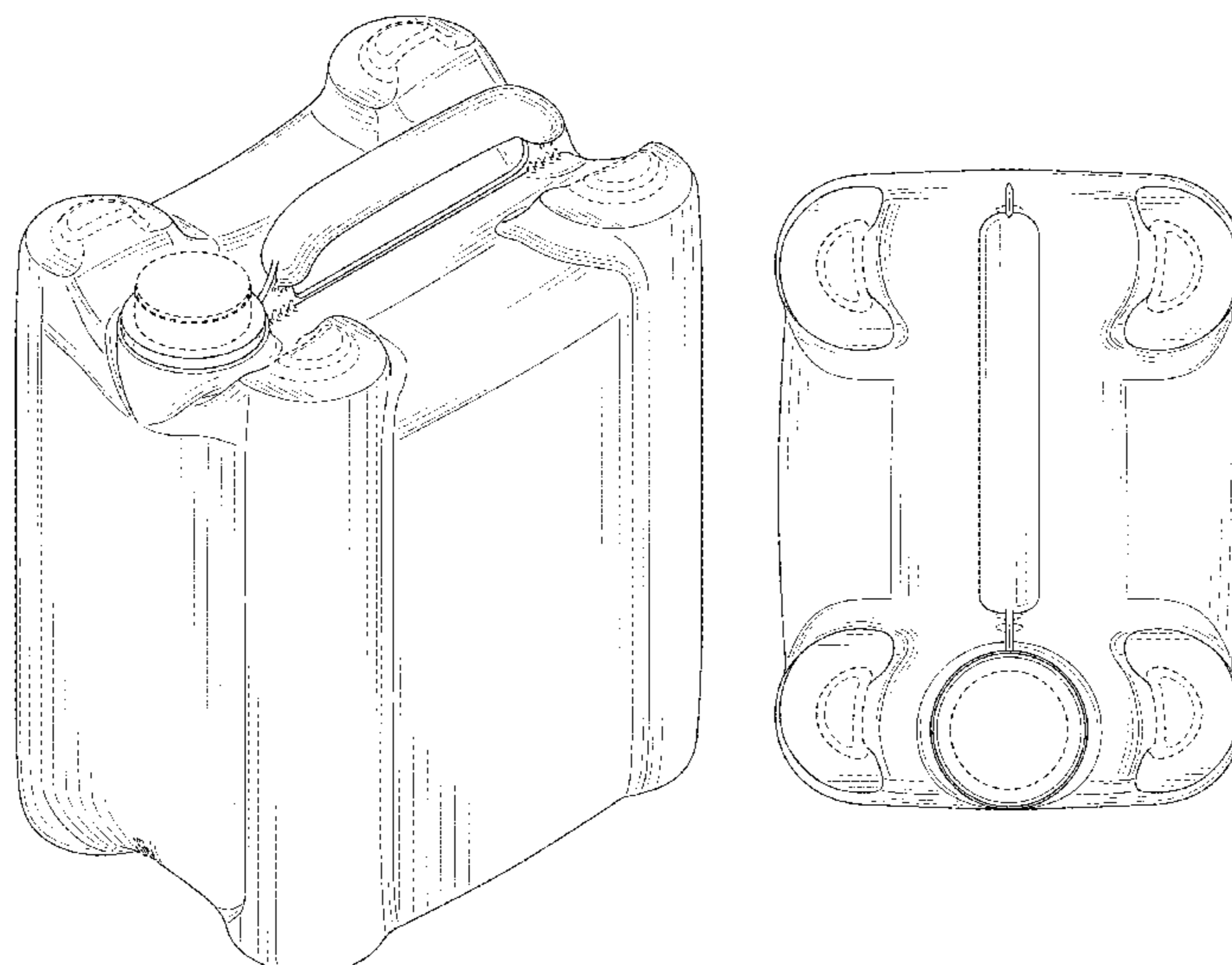
FIG. 5 is a right side view of the container of FIG. 1.

FIG. 6 is a top view of the container of FIG. 1; and,

FIG. 7 is a bottom view of the container of FIG. 1.

The broken lines are shown to indicate unclaimed portions of the container and form no part of the claimed design.

1 Claim, 7 Drawing Sheets



(56)

References Cited

U.S. PATENT DOCUMENTS

D767,992 S * 10/2016 Hegarty D9/527
2007/0023384 A1* 2/2007 Janeczek B29C 49/54
215/373
2007/0023385 A1 2/2007 Janeczek
2007/0261983 A1* 11/2007 Flanagan-Kent .. B65D 21/0231
206/510
2008/0073317 A1* 3/2008 Dygert B65D 1/20
215/397

OTHER PUBLICATIONS

U.S. Appl. No. 29/492,243, May 25, 2016 Notice of Allowance.
U.S. Appl. No. 29/492,243, Apr. 29, 2016 Response after Final
Office Action.
U.S. Appl. No. 14/973,514, filed Dec. 17, 2015.
U.S. Appl. No. 29/492,243, filed May 29, 2014.
U.S. Appl. No. 29/548,960, filed Dec. 17, 2015.
U.S. Appl. No. 29/492,243, Feb. 29, 2016 Final Office Action.
U.S. Appl. No. 29/492,243, Jan. 22, 2016 Response to Non-Final
Office Action.
U.S. Appl. No. 29/492,243, Oct. 23, 2015 Non-Final Office Action.

* cited by examiner

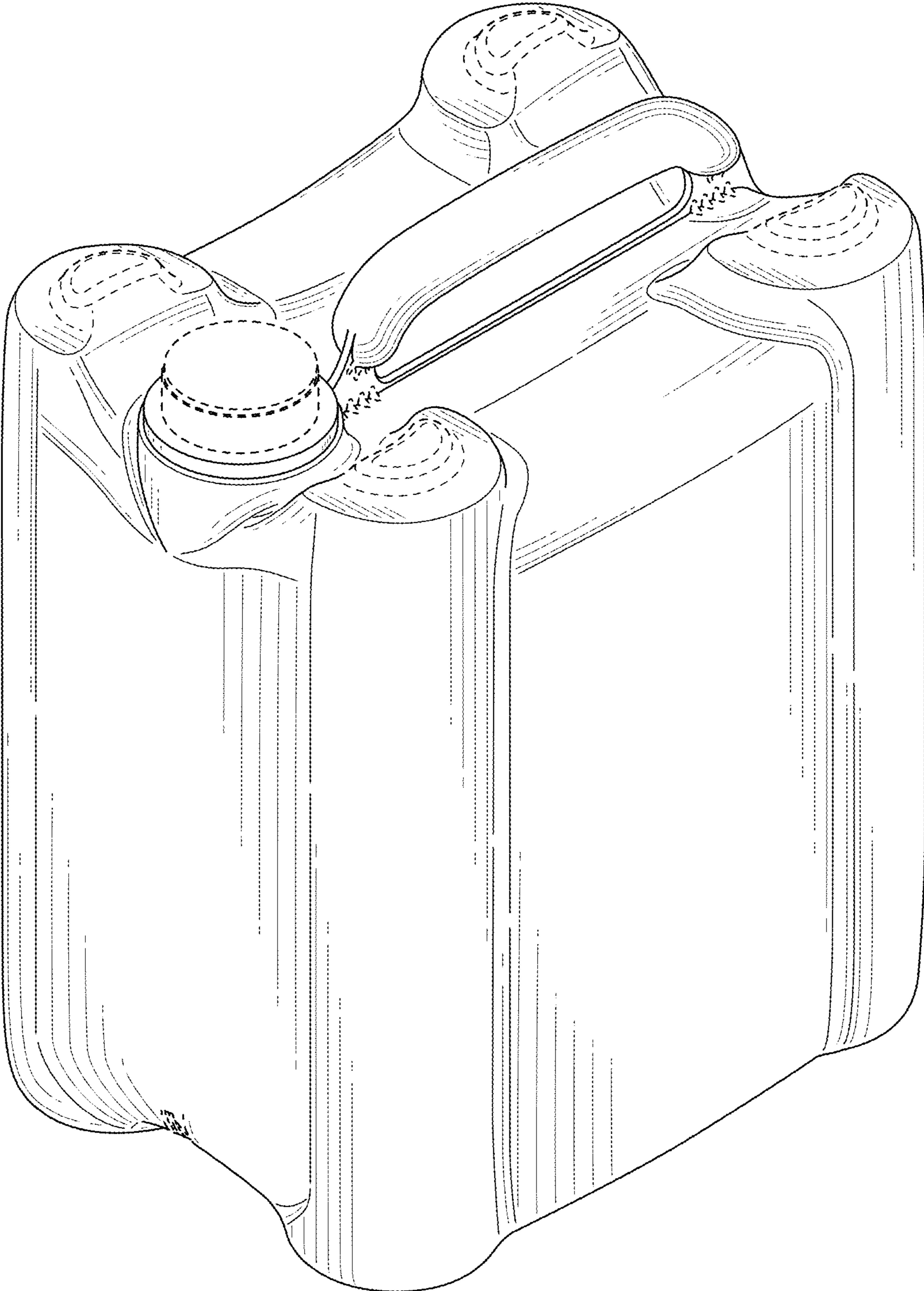


FIG. 1




FIG. 2

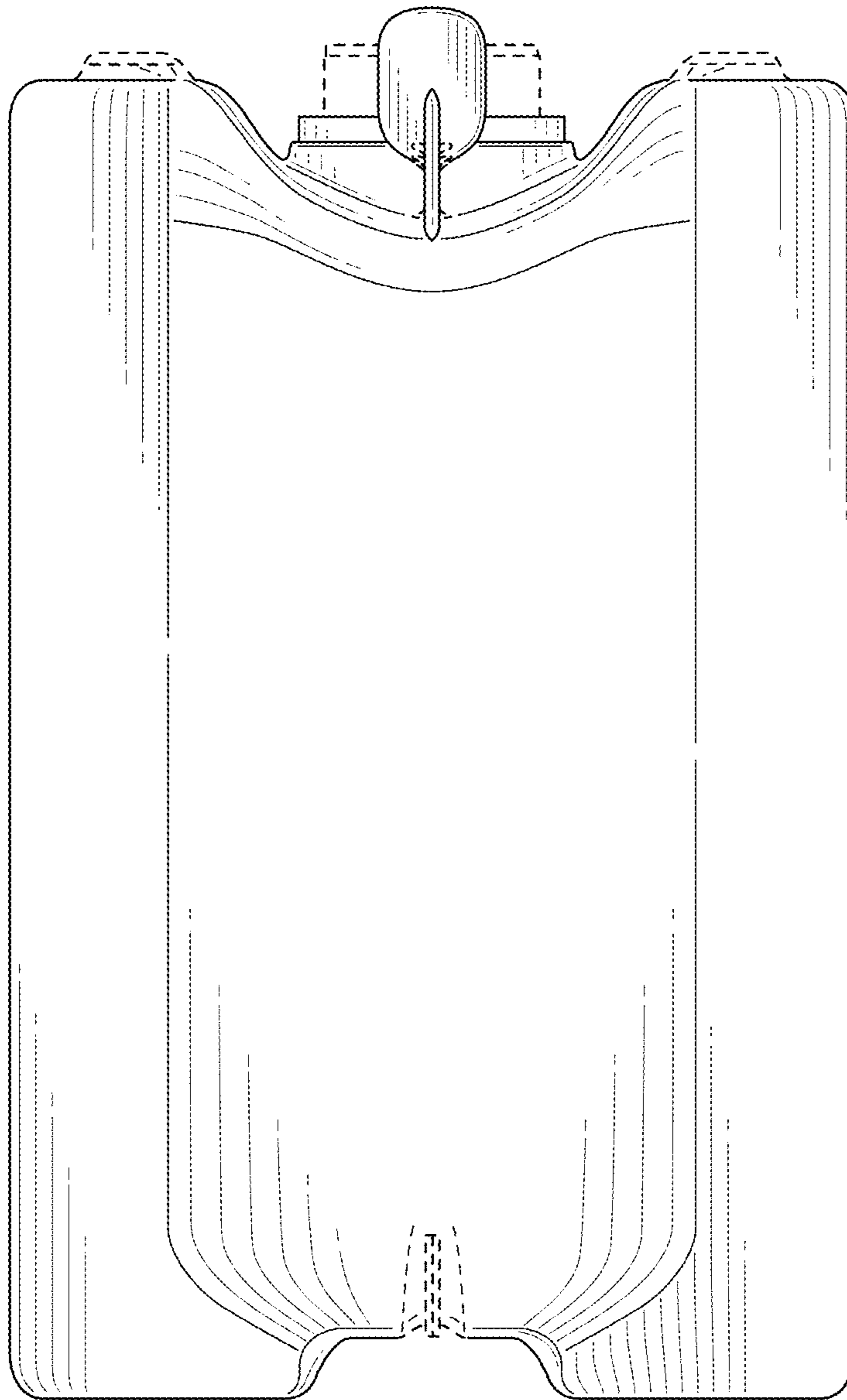


FIG. 3

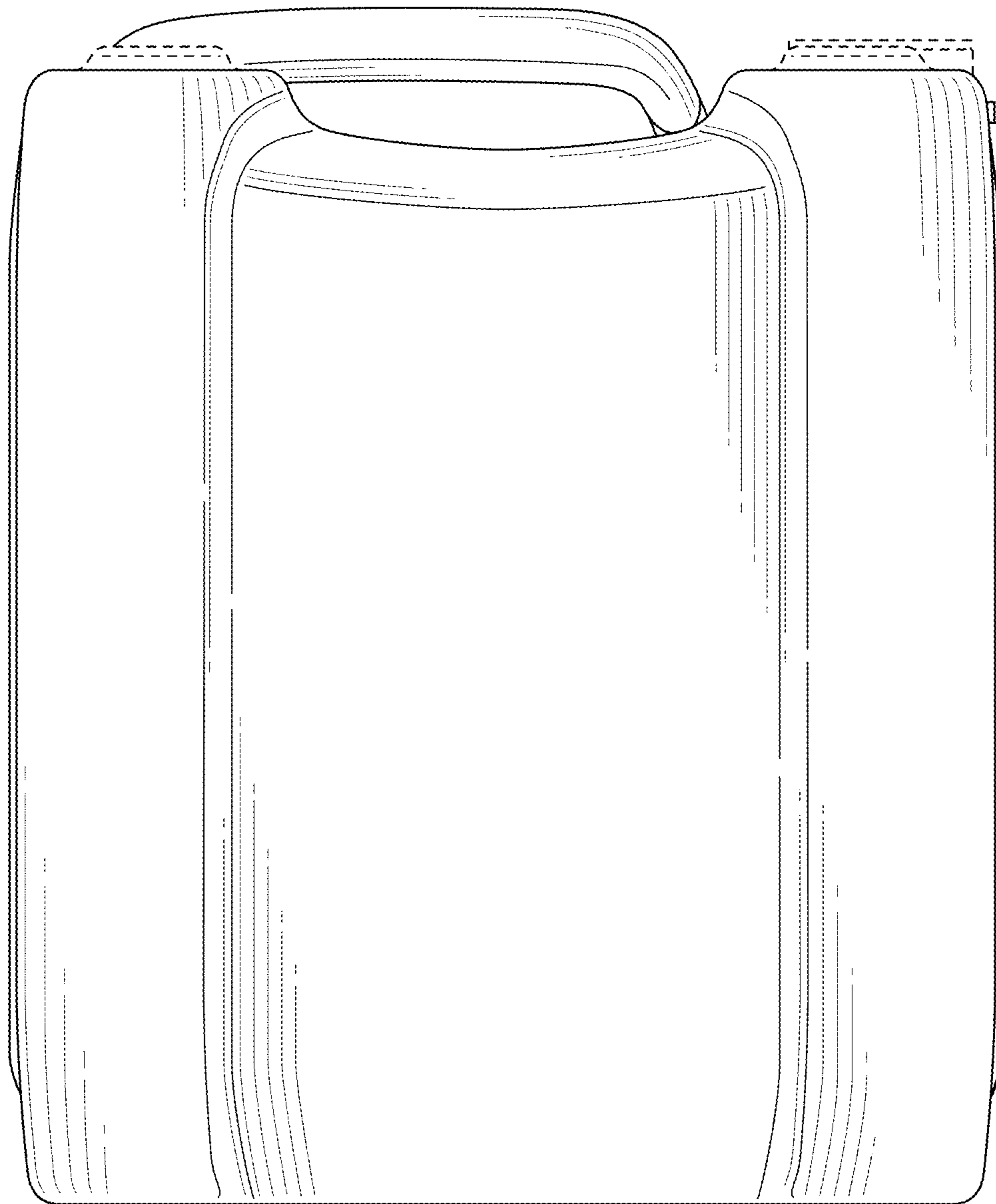


FIG. 4

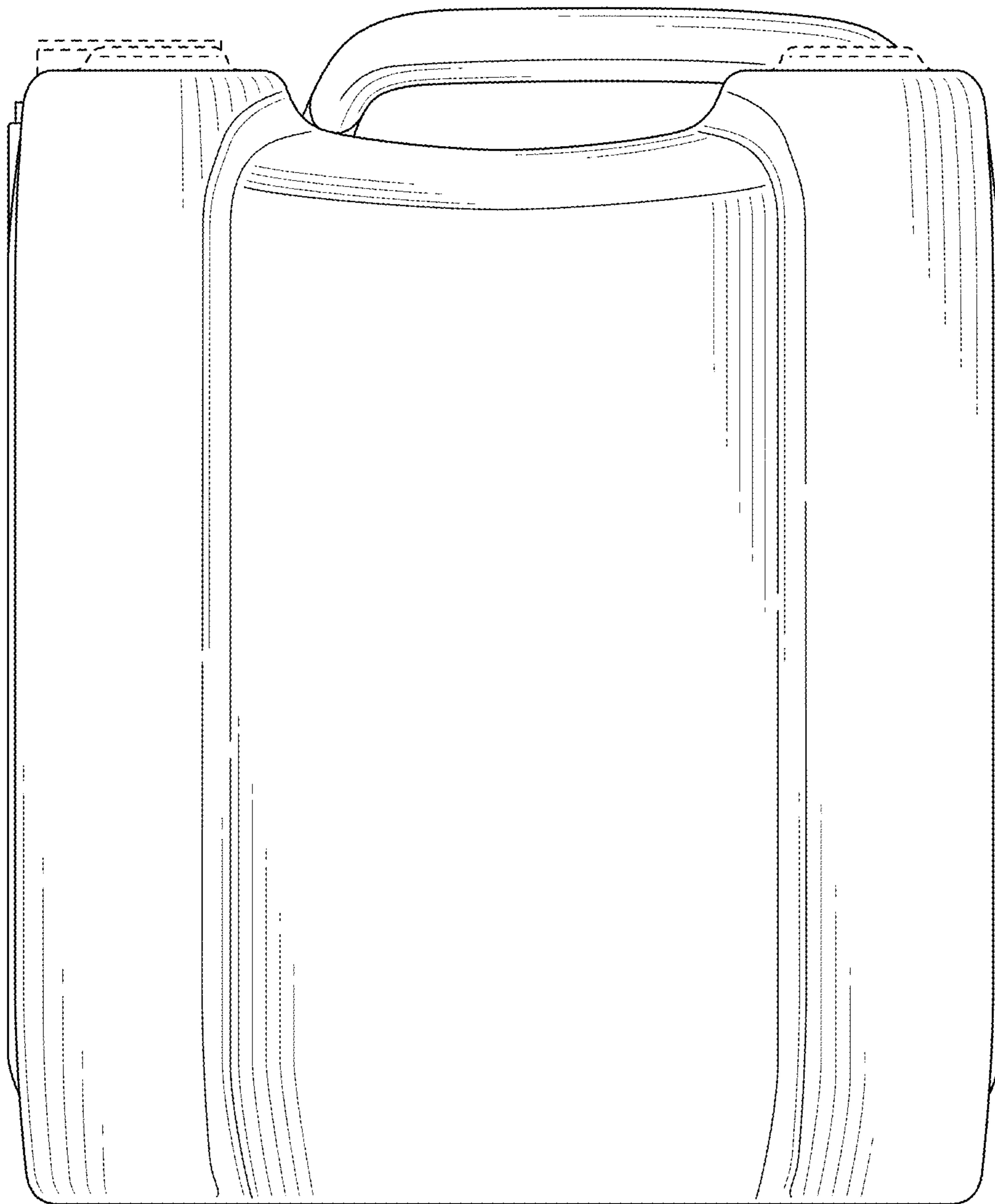


FIG. 5

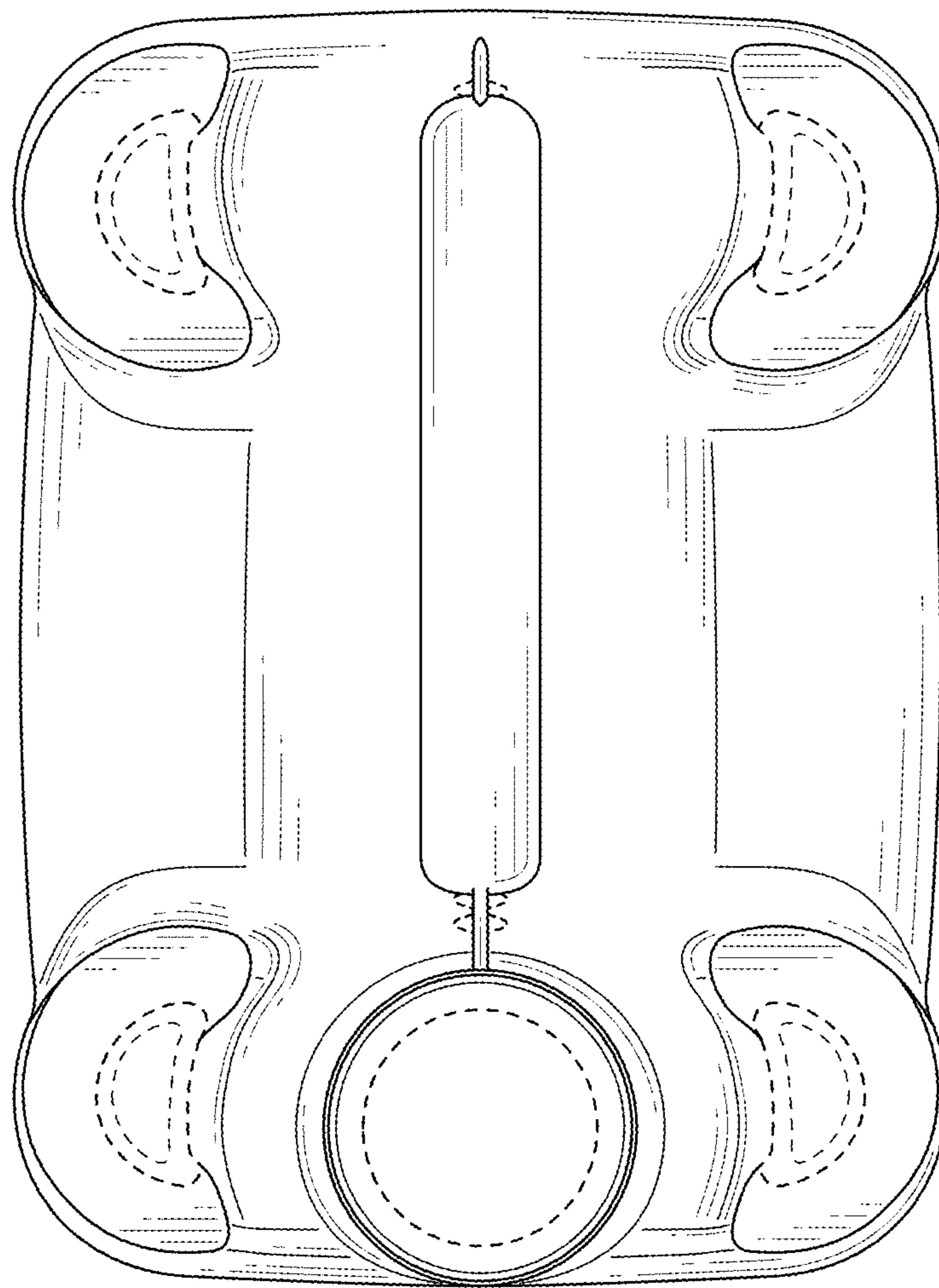


FIG. 6

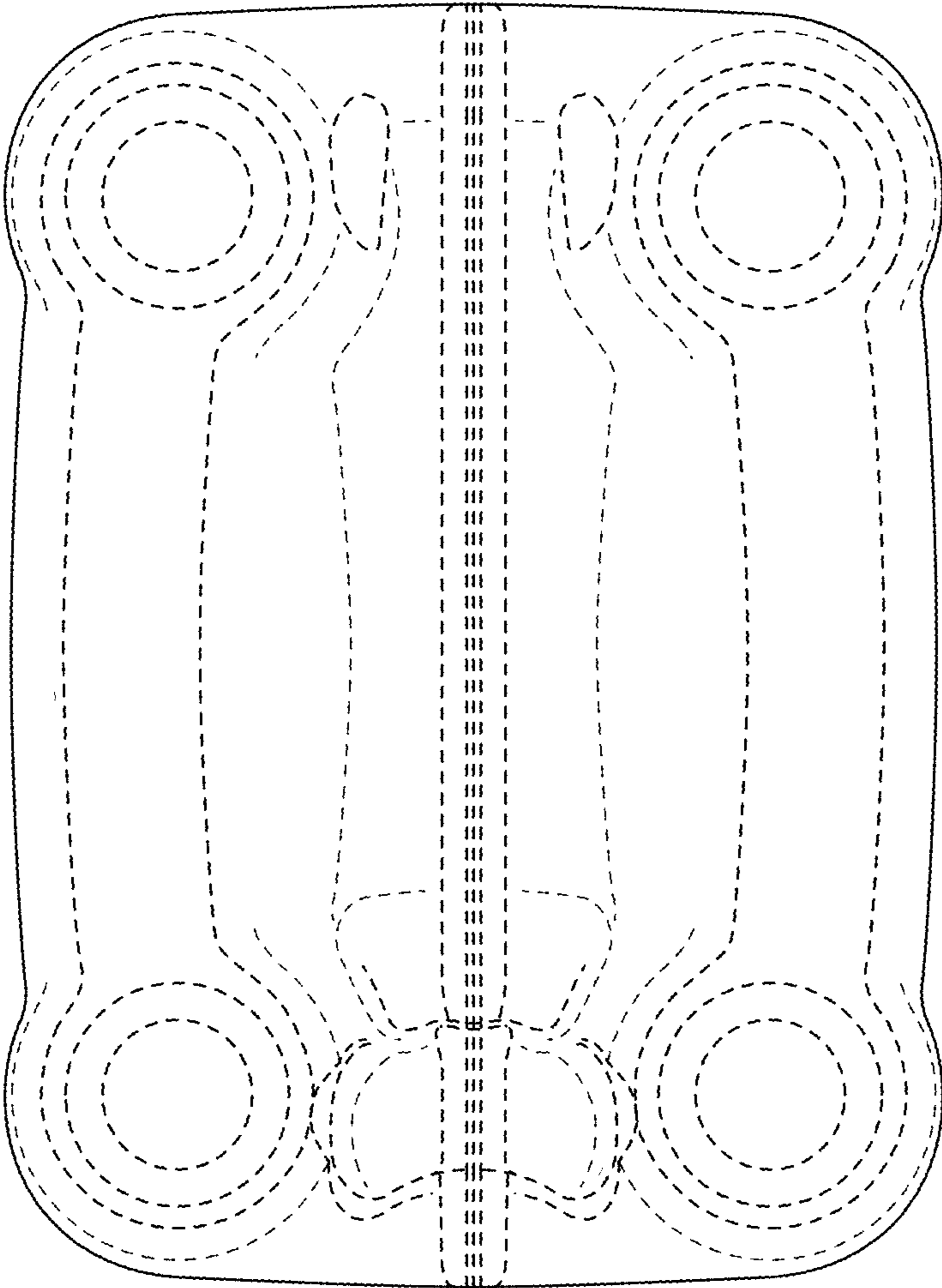


FIG. 7