

US00D793822S

(12) **United States Design Patent** (10) **Patent No.:** **US D793,822 S**
Joseph (45) **Date of Patent:** **** Aug. 8, 2017**

(54) **WHISK SPATULA** 5,732,616 A * 3/1998 Bryan A47J 43/284
30/303
(71) Applicant: **JOSEPH JOSEPH LTD**, London (GB) D395,989 S * 7/1998 Proshan D7/688
D487,556 S * 3/2004 Siegel D7/688
(72) Inventor: **Antony Joseph**, London (GB) D493,678 S * 8/2004 Greco D7/690
D551,523 S * 9/2007 Schanche D7/690
(73) Assignee: **Joseph Joseph Ltd.**, London (GB) D560,103 S * 1/2008 Browne D7/690
D575,597 S * 8/2008 Reay D7/690
D584,928 S * 1/2009 Eide D7/690
(**) Term: **15 Years** 8,033,713 B2 * 10/2011 Lion A47J 43/1093
366/129
(21) Appl. No.: **29/562,290** D730,705 S * 6/2015 Brown D7/690
2011/0174908 A1 * 7/2011 Curtin A47J 19/04
241/169.2

(22) Filed: **Apr. 25, 2016**

(30) **Foreign Application Priority Data**

Oct. 27, 2015 (EM) 002837997-0003

(51) **LOC (10) Cl.** **07-04**

(52) **U.S. Cl.**
USPC **D7/690; D7/688**

(58) **Field of Classification Search**
USPC D7/690, 688
CPC A47J 43/0711; A47J 43/1087; A47J
43/1093; A47J 43/10; A47J 43/1068;
A47J 43/1043; A47J 43/105; A47J
43/288; A47J 43/28; A47J 43/1722; A47J
43/283

See application file for complete search history.

(56) **References Cited**

U.S. PATENT DOCUMENTS

343,754 A * 6/1886 Bradley A47J 19/04
241/169.2
1,095,092 A * 4/1914 Smith B26D 3/185
30/303
4,735,510 A * 4/1988 Barbour A47J 43/1093
15/141.1

* cited by examiner

Primary Examiner — Terry Wallace

(74) *Attorney, Agent, or Firm* — Millen White Zelano & Branigan, P.C.

(57) **CLAIM**

The ornamental design for a whisk spatula, as shown and described.

DESCRIPTION

FIG. 1 is a perspective view of the whisk spatula showing my new design.

FIG. 2 is a side view thereof.

FIG. 3 is another side view thereof.

FIG. 4 is another side view thereof.

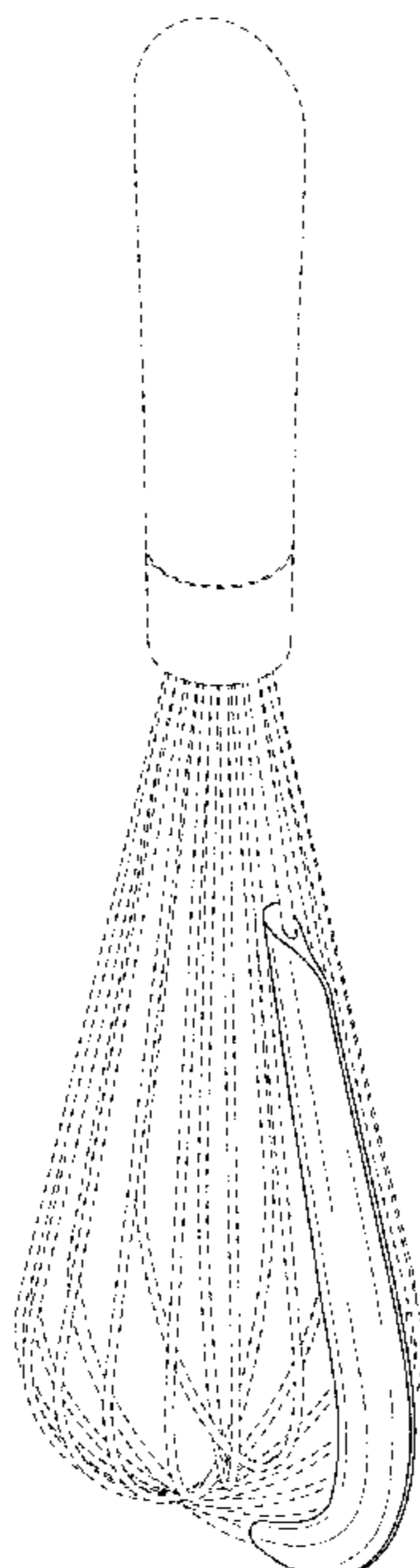
FIG. 5 is another side view thereof.

FIG. 6 is bottom view thereof; and,

FIG. 7 is a top view thereof.

The broken lines in the drawings illustrate portions of the whisk spatula which form no part of the claimed design.

1 Claim, 7 Drawing Sheets



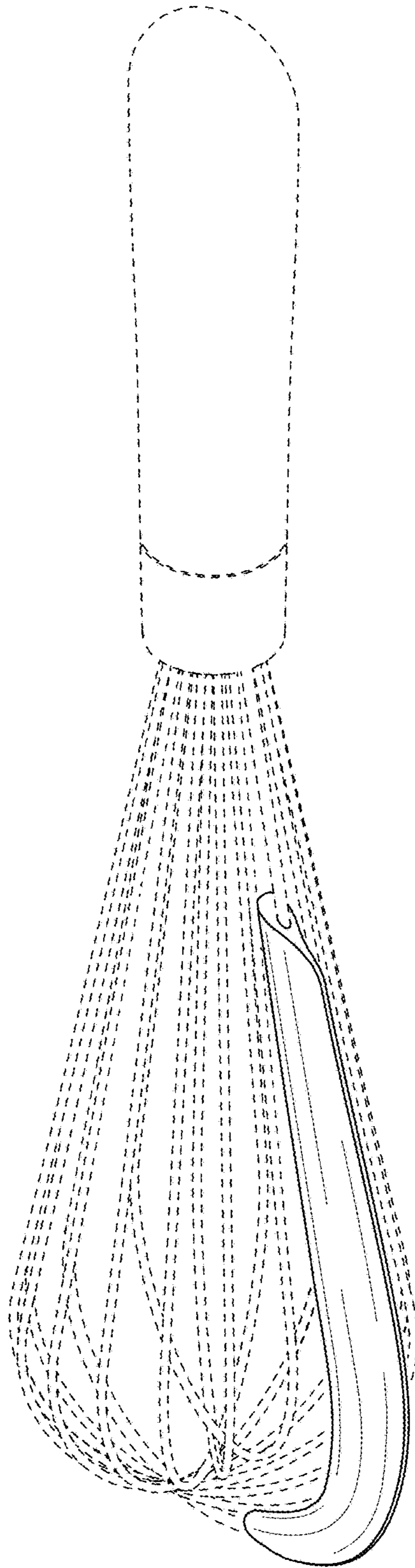


FIG. 1

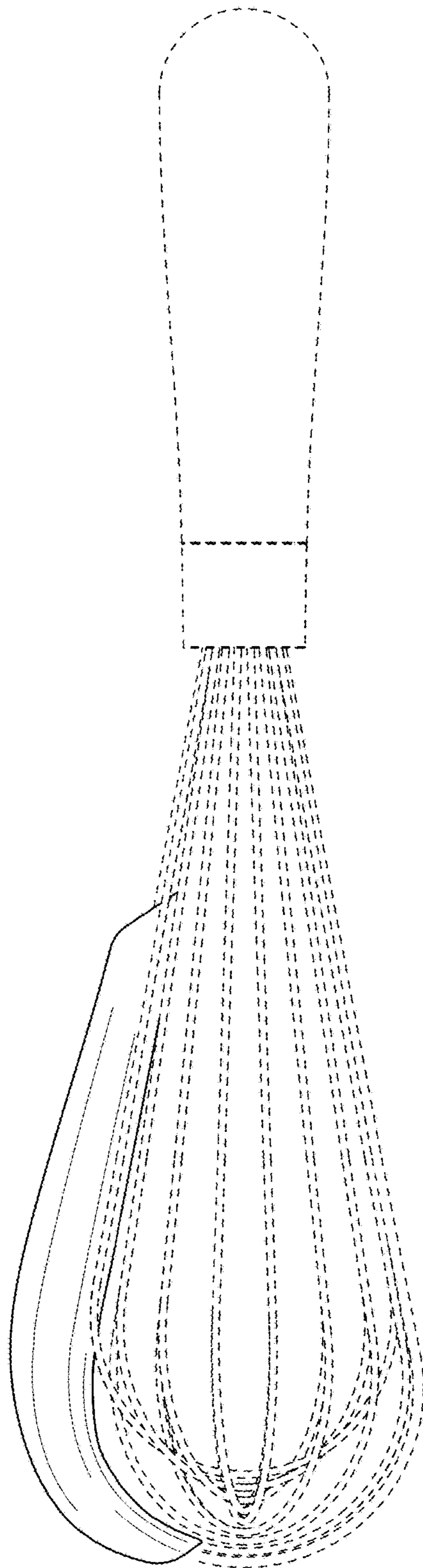


FIG. 2

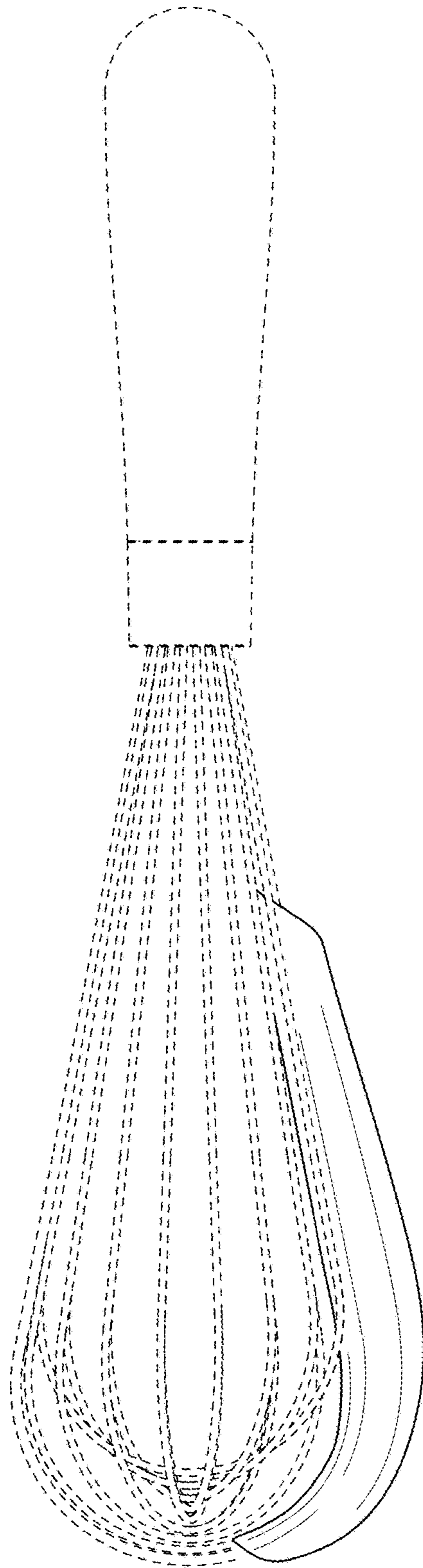


FIG. 3

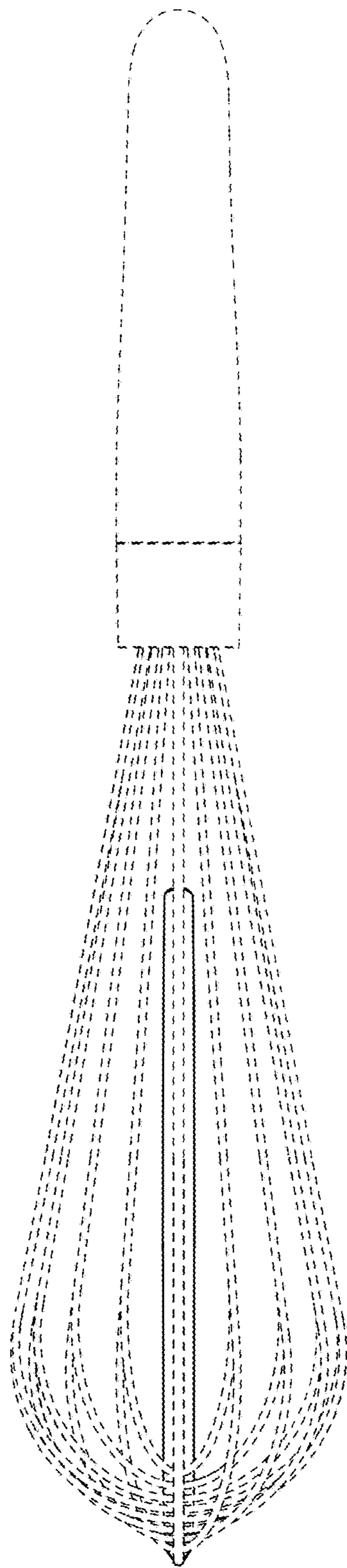


FIG. 4

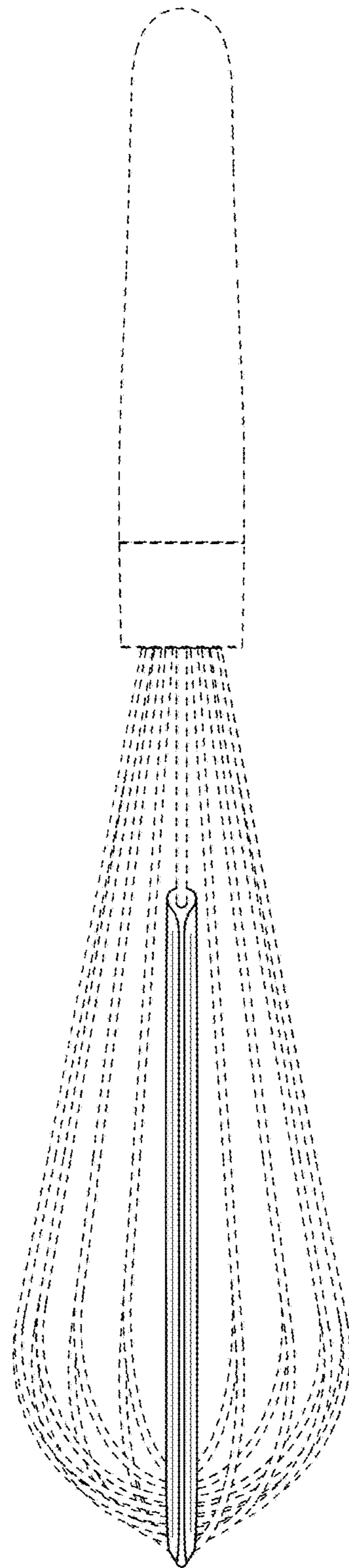


FIG. 5

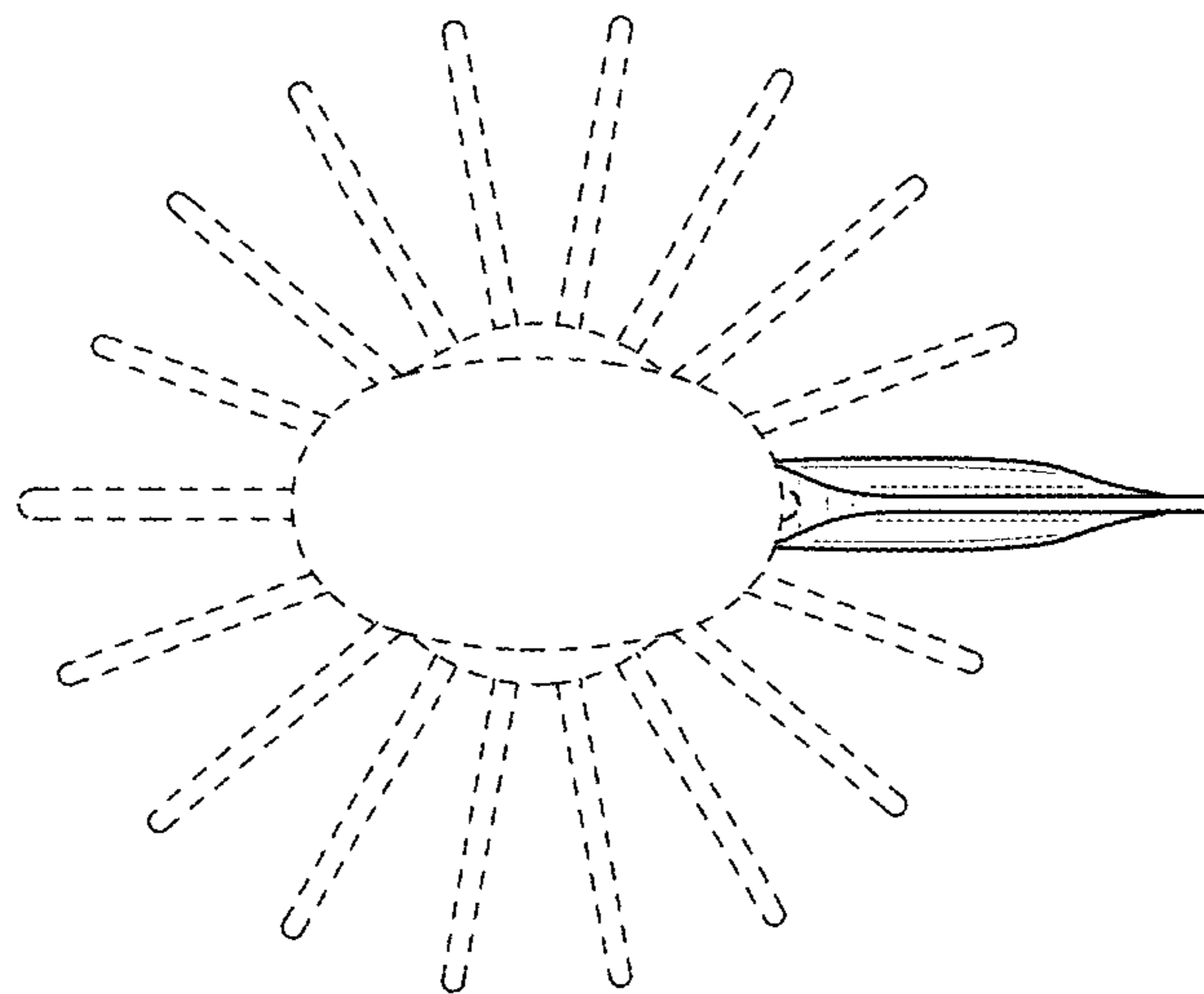


FIG. 6

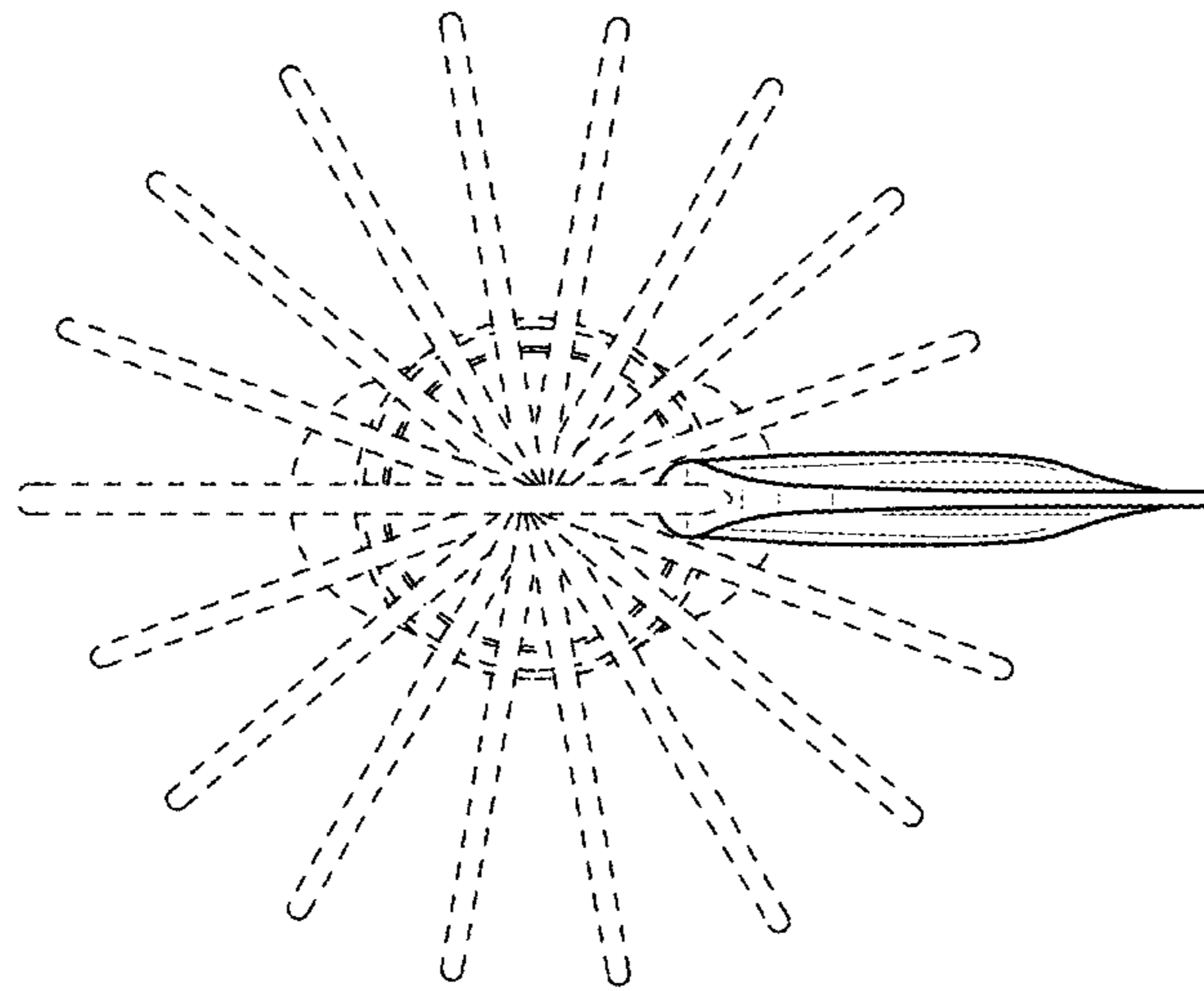


FIG. 7