



US00D793816S

(12) **United States Design Patent** (10) **Patent No.:** **US D793,816 S**  
**Alteslaben** (45) **Date of Patent:** **\*\* Aug. 8, 2017**

(54) SAUCER BASE PLATE	6,095,324 A *	8/2000 Mullin	.....	B65D 81/266
				206/204
(71) Applicant: <b>Frank J Alteslaben</b> , Haverstraw, NY (US)	D474,373 S *	5/2003 Carlson	.....	D7/584
	D481,655 S *	11/2003 McKee	.....	D12/11
	D483,227 S *	12/2003 Oas	.....	D7/544
(72) Inventor: <b>Frank J Alteslaben</b> , Haverstraw, NY (US)	D528,039 S *	9/2006 Sellers	.....	D11/164
	D609,967 S *	2/2010 Helfant	.....	D7/509
	D619,040 S *	7/2010 Sellers	.....	D11/155
	D743,299 S *	11/2015 Gillingham	.....	D11/152
	D743,838 S *	11/2015 Gillingham	.....	D11/152
(**) Term: <b>15 Years</b>	D746,622 S *	1/2016 O'Brien	.....	D21/823
(21) Appl. No.: <b>29/566,639</b>	D752,929 S *	4/2016 Frank	.....	D7/667
	D769,072 S *	10/2016 Boytor, II	.....	D7/587
(22) Filed: <b>Jun. 1, 2016</b>	2015/0166241 A1 *	6/2015 Huffman	.....	B65D 81/3453
				426/120

**Related U.S. Application Data**

(63) Continuation-in-part of application No. 29/499,811, filed on Aug. 19, 2014, now abandoned.

(51) **LOC (10) Cl.** ..... **07-01**

(52) **U.S. Cl.**  
USPC ..... **D7/586**

(58) **Field of Classification Search**  
USPC ..... D7/500, 543, 545, 548, 586, 584, 667;  
D11/164  
CPC ..... A61F 9/0017; A47J 9/00; B65D 81/3453  
See application file for complete search history.

\* cited by examiner

*Primary Examiner* — Cynthia Underwood  
(74) *Attorney, Agent, or Firm* — Dunlap Bennett & Ludwig PLLC

(57) **CLAIM**

The ornamental design for a saucer base plate, as shown and described.

**DESCRIPTION**

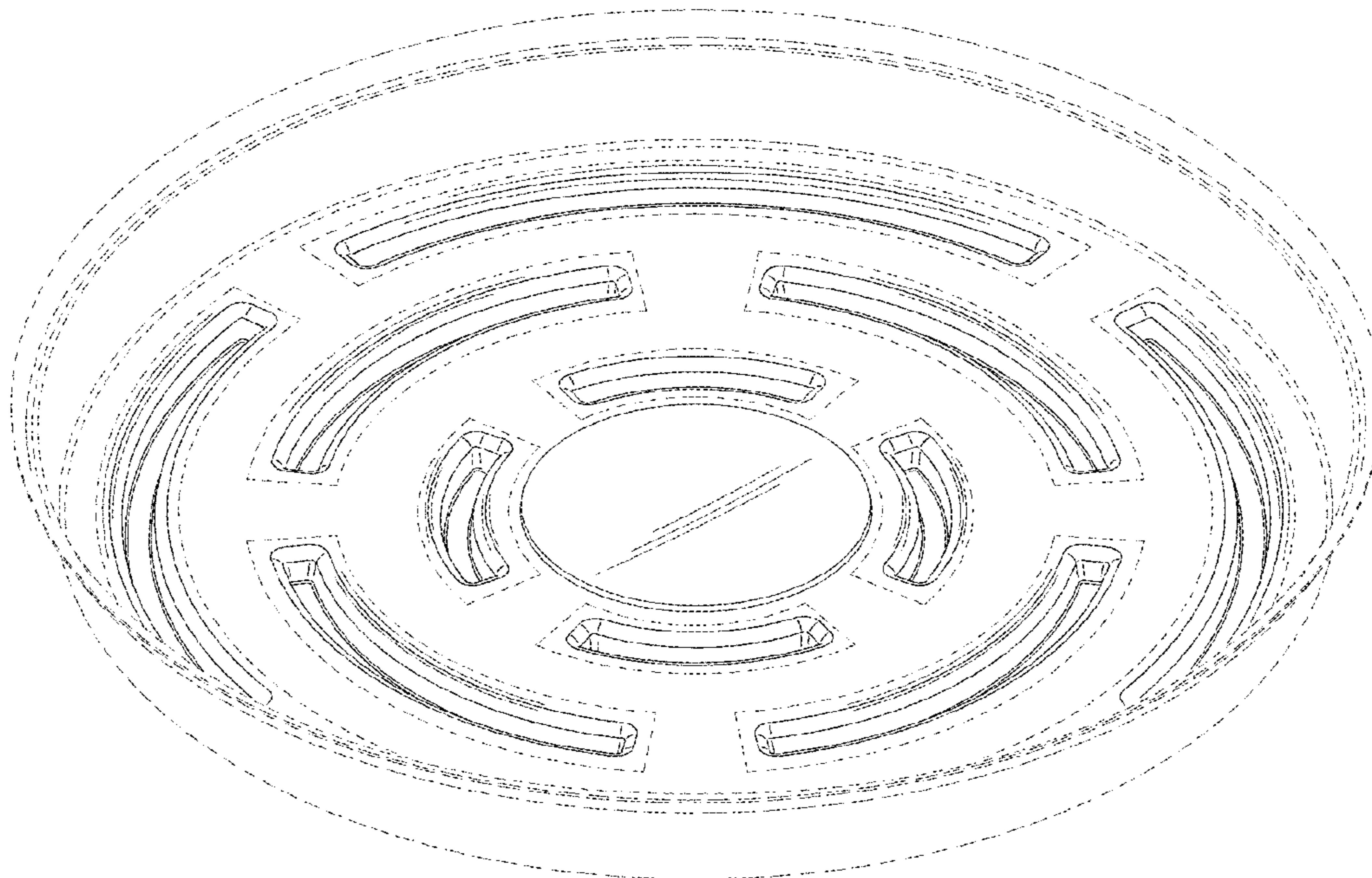
FIG. 1 is a perspective top front view of a saucer base plate; FIG. 2 is a front elevation view of the saucer base plate; the rear elevation view, the right elevation view and the left elevation view are mirror images thereof; FIG. 3 is a top elevation view of the saucer base plate; and, FIG. 4 is a bottom elevation view of the saucer base plate. The broken lines shown in the drawings depict portions of the saucer base plate that form no part of the claimed design.

**1 Claim, 3 Drawing Sheets**

(56) **References Cited**

**U.S. PATENT DOCUMENTS**

D215,105 S *	9/1969 Cohn	.....	D12/211
4,540,417 A *	9/1985 Poler	.....	A61F 9/0017
			424/429
D316,210 S *	4/1991 Giugiaro	.....	D7/545
5,317,120 A *	5/1994 Bunke	.....	B65D 81/3453
			219/730



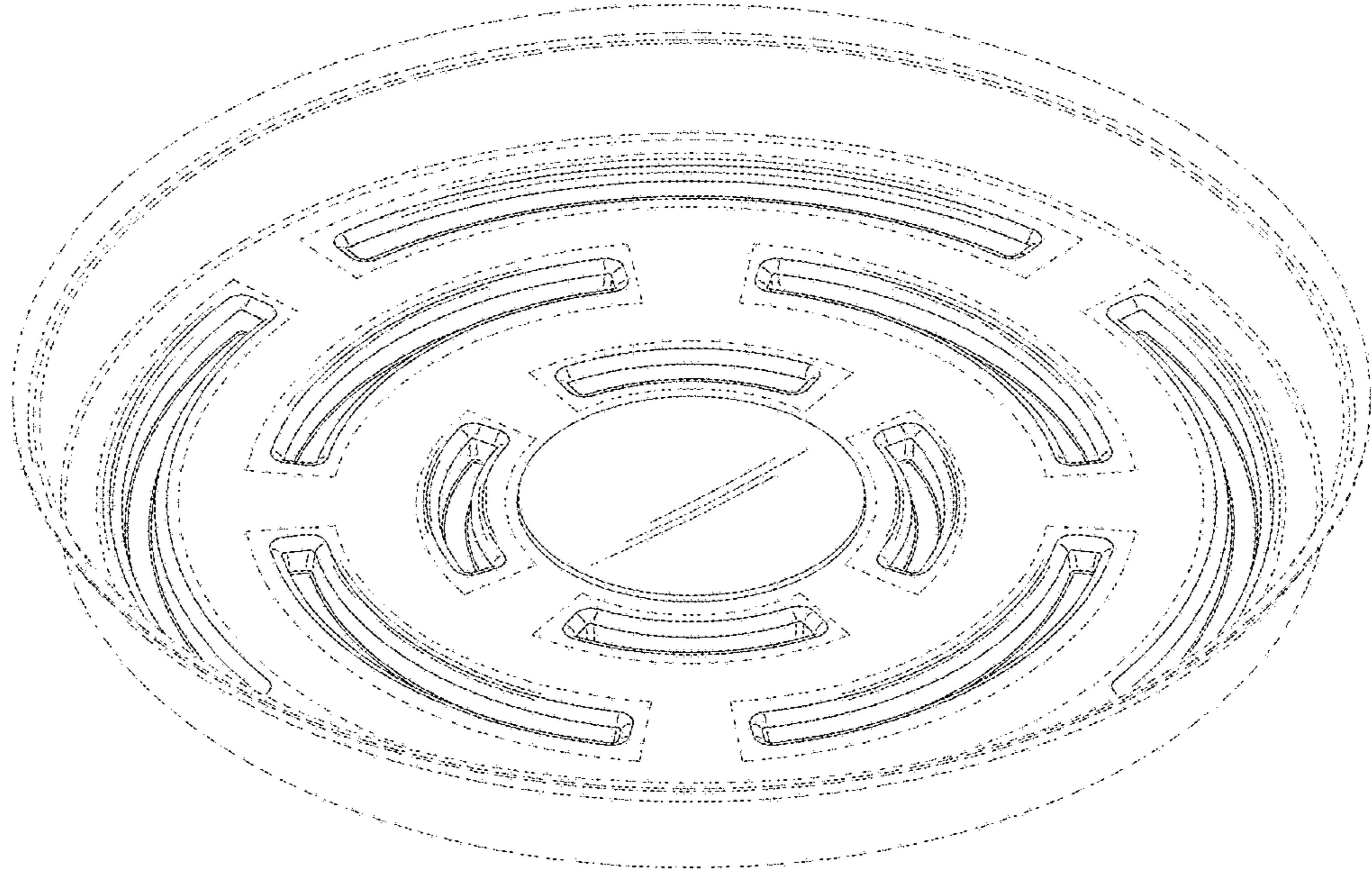


FIG.1




FIG.2

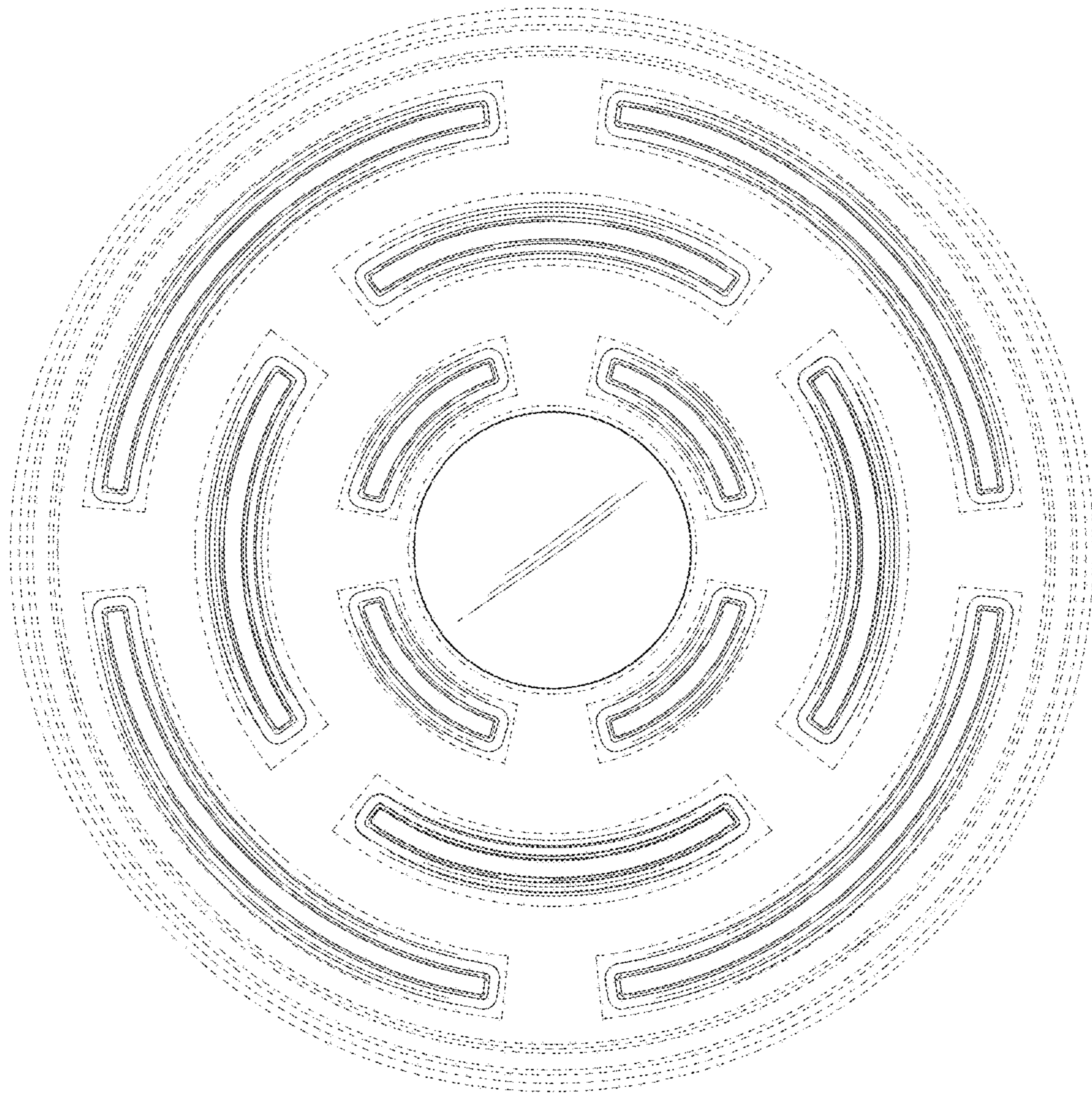


FIG. 3

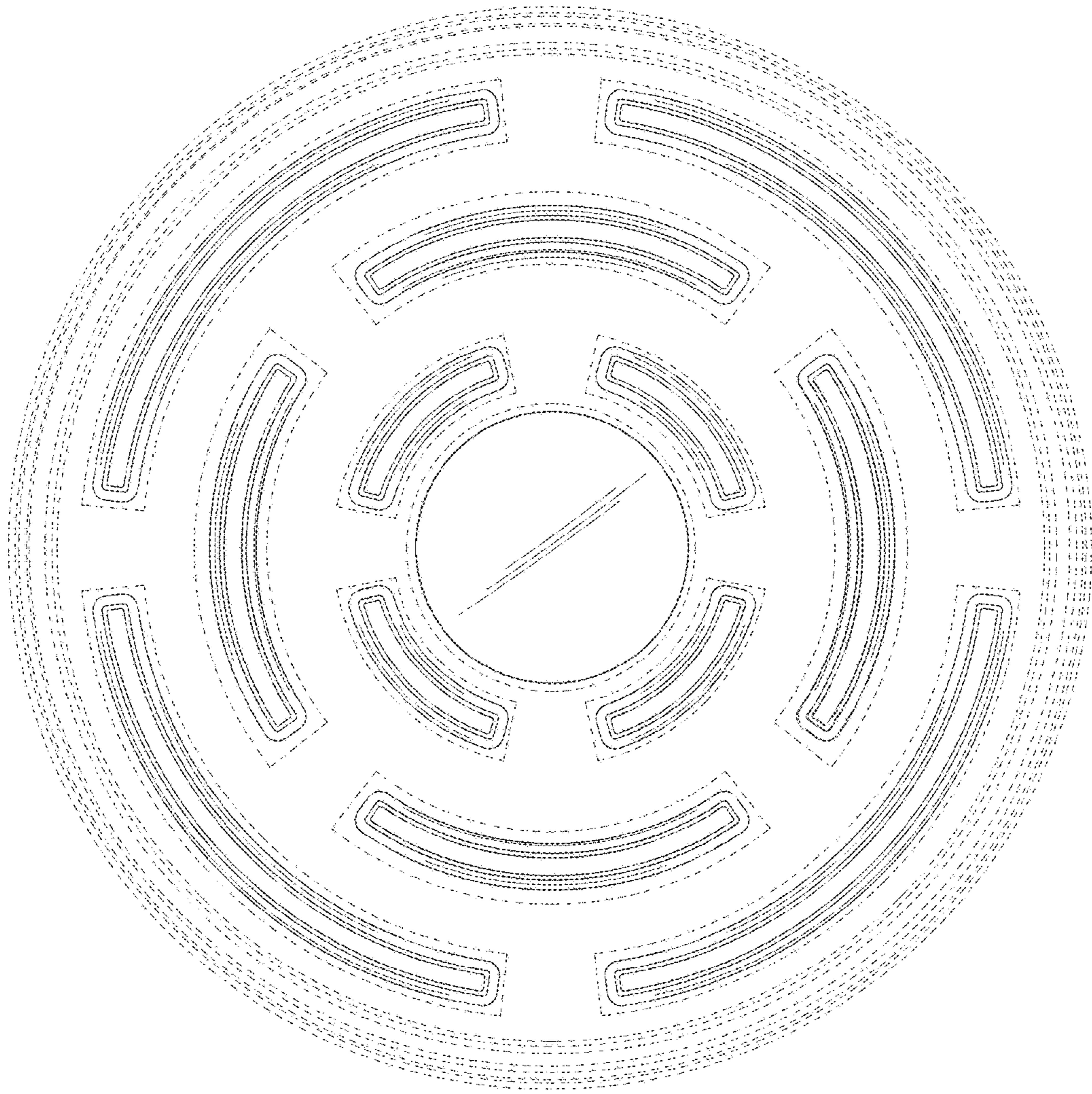


FIG. 4